



Quality Wholesale Window Coverings

Contract • Hospitality • Healthcare • Residential

ph 866-753-1113 email customerservice@porterpreston.com www.porterpreston.com



# THE FINIAL COMPANY™

Custom for Every Style

MODERN • TRANSITIONAL • TRADITIONAL

September 2024 Drapery Hardware Suggested Retail\* Price List

\*10% tariff has been included.



## table of contents

**metal**

1 1/8"-1 3/8" modern metal collection	4
1 3/8" metal collection	10

**steel**

1/2" collection	14
3/4" collection	17
1" collection	21
1 1/4" collection	26
1 1/2"-1 3/4" collection	31

outdoor hardware	36
------------------	----

**custom solutions**

custom pole returns	39
custom steel brackets & accessories	46
custom arches	49

**wood & resin**

1 3/8" diameter collection	51
2"-2 1/4" diameter collection	56
3" diameter collection	65
rosettes	70
tiebacks	72
crests	73

**traverse systems**

motorized traverse	75
<ul style="list-style-type: none"> <li>• R-TEC Automation® 1 3/8" metal</li> <li>• R-TEC Automation® heavy duty</li> <li>• Somfy®</li> </ul>	
manual traverse	103
<ul style="list-style-type: none"> <li>• 1 1/8" - 1 3/8" modern metal baton draw</li> <li>• 1 3/8" metal baton draw</li> <li>• heavy duty corded or baton draw</li> </ul>	
sales tools	124

finish information	126
terms & conditions	127





**LOOK FOR THE  
DISCOUNTED  
SECTIONS  
THROUGHOUT  
THE PRICE LIST:**






**\*40% OFF SRP! While  
Supplies Last. Prices  
shown reflect 40% off.**






# 1 1/8" - 1 3/8" modern metal



**finials** Coordinate with 1 1/8" & 1 3/8" diameter poles; cuffs & collars not included.

- step 1: select finial design
- step 2: choose pole diameter
- step 3: select a cuff or collar\*  
\*sold separately

Catalog page 5  Bryant	Catalog page 5  Bryant Acrylic	Catalog page 5  Declan	Catalog page 5  Declan Acrylic
2 7/8"L x 2 3/4"W <b>TFCM600</b>	2 7/8"L x 2 3/4"W <b>TFCM600/CL</b>	2 1/4"L x 2 1/4"W <b>TFCM601</b>	2 1/4"L x 2 1/4"W <b>TFCM601/CL</b>
\$69.96 ea	\$92.11 ea	\$104.94 ea	\$87.45 ea



Catalog page 5  Upton	Catalog page 5  Upton Acrylic	Catalog page 5  Delano	Catalog page 5  Mercer	Catalog page 5  Luca Acrylic
4"L x 1 7/8"W <b>TFCM602</b>	4"L x 1 7/8"W <b>TFCM602/CL</b>	4"L x 1 7/8"W <b>TFCM603</b>	4"L x 2 1/8"W <b>TFCM604</b>	2"L x 3 3/4"W <b>TFCM605</b>
\$92.11 ea	\$87.45 ea	\$104.94 ea	\$104.94 ea	\$104.94 ea

Catalog page 5  Stiles Acrylic	Catalog page 6  Anson	Catalog page 6  Anson Acrylic	Catalog page 6  Eason	Catalog page 6  Eason Acrylic
2 3/8"L x 3"W <b>TFCM606</b>	7/8"L x 3"W <b>TFCM691</b>	7/8"L x 3"W <b>TFCM691/CL</b>	1"L x 2 7/8"W <b>TFCM692</b>	1"L x 2 7/8"W <b>TFCM692/CL</b>
\$104.94 ea	\$50.14 ea	\$57.13 ea	\$50.14 ea	\$57.13 ea

<b>1 1/8" end caps</b>	
Catalog page 6  Bex 1 1/8"	Catalog page 6  Round 1 1/8"
3/4"L x 1 7/8"W (1 3/8" sq) <b>TFCM118690</b>	3/4"L x 1 1/4"W <b>TFCM118191</b>
\$33.81 ea	\$17.49 ea




Scan QR codes by each finial to download the **PRODUCT TEAR SHEET** with dimensions & information!

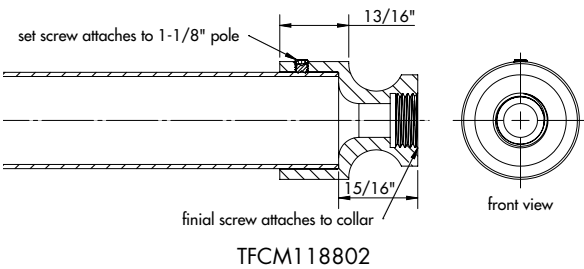
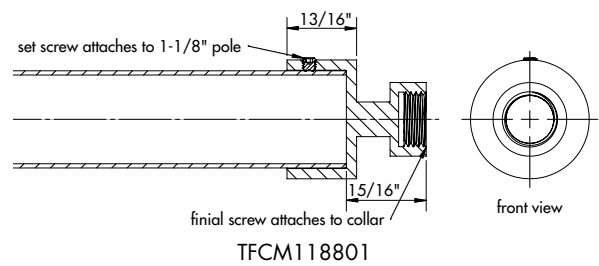
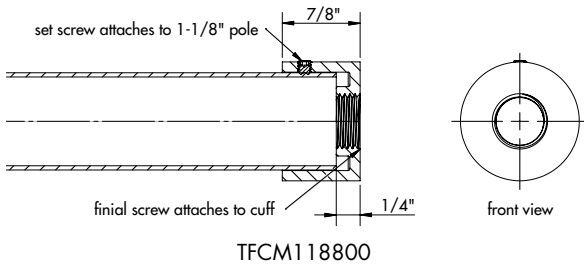


<b>1 3/8" end caps</b>	
Catalog page 6  Bex 1 3/8"	Catalog page 6  Round 1 3/8"
1"L x 2 1/4"W (1 5/8" sq) <b>TFCM138690</b>	3/4"L x 1 1/2"W <b>TFCM138191</b>
\$41.98 ea	\$20.41 ea



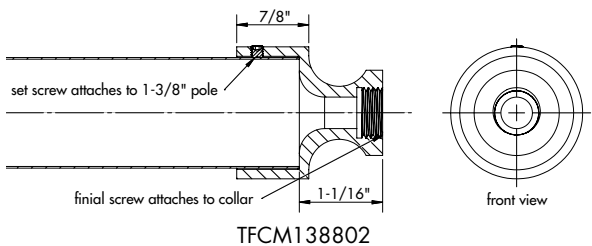
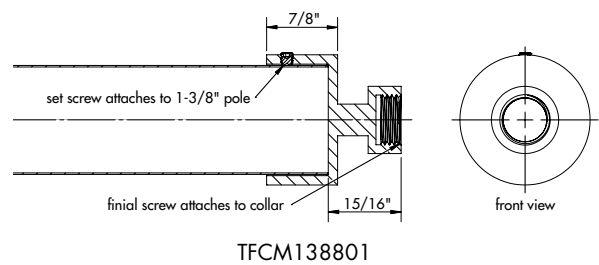
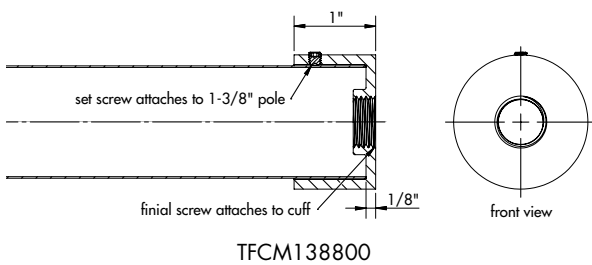
## 1 1/8" cuffs & collars

Catalog page 6	Catalog page 6	Catalog page 6
		
1 1/8" metal modern cuff	1 1/8" metal modern collar	1 1/8" metal transitional collar
7/8"L x 1 3/8"W	1 5/8"L x 1 3/8"W	1 5/8"L x 1 3/8"W
<b>TFCM118800</b>	<b>TFCM118801</b>	<b>TFCM118802</b>
\$17.49 ea	\$17.49 ea	\$17.49 ea






## 1 3/8" cuffs & collars

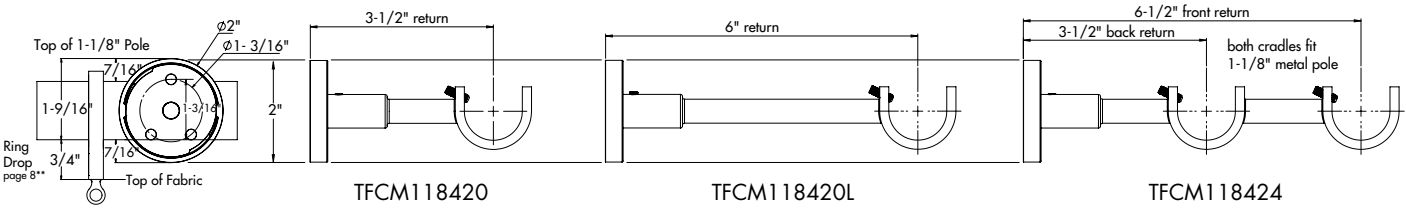
Catalog page 6	Catalog page 6	Catalog page 6
		
1 3/8" metal modern cuff	1 3/8" metal modern collar	1 3/8" metal transitional collar
1"L x 1 5/8"W	1 11/16"L x 1 5/8"W	1 13/16"L x 1 5/8"W
<b>TFCM138800</b>	<b>TFCM138801</b>	<b>TFCM138802</b>
\$22.74 ea	\$22.74 ea	\$22.74 ea






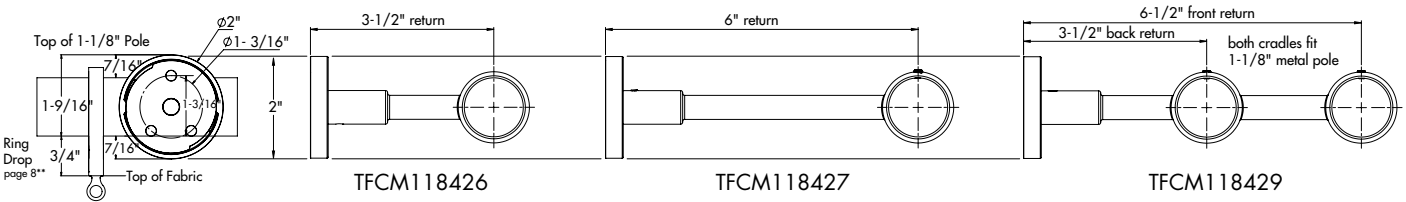
# 1 1/8" - 1 3/8" modern metal


## 1 1/8" brackets



Catalog page 7	Catalog page 7	Catalog page 7
		
metal bracket, single	metal bracket, single	metal bracket, double
3 1/2" return, 2"Dia backplate	6" return, 2"Dia backplate	6 1/2" front and 3 1/2" back return, 2"Dia backplate
<b>TFCM118420</b>	<b>TFCM118420L</b>	<b>TFCM118424</b>
\$52.47 ea	\$58.30 ea	\$64.13 ea

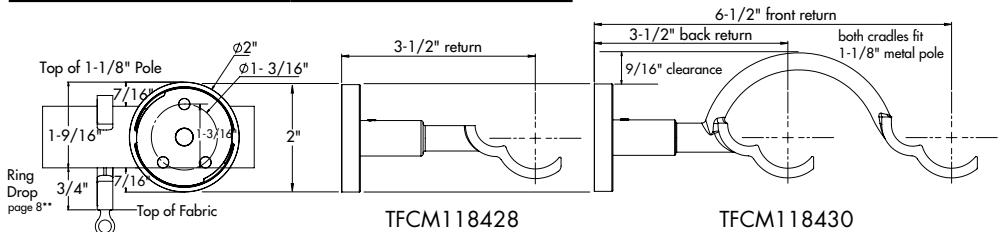
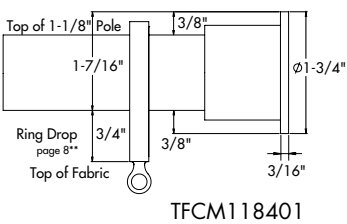


Catalog page 7	Catalog page 7	Catalog page 7
		
eyelet bracket, single	eyelet bracket, single	eyelet bracket, double
3 1/2" return, 2"Dia backplate	6" return, 2"Dia backplate	6 1/2" front and 3 1/2" back return, 2"Dia backplate
<b>TFCM118426</b>	<b>TFCM118427</b>	<b>TFCM118429</b>
\$52.47 ea	\$58.30 ea	\$64.13 ea






Catalog page 7

inside mount brackets
2pc, 1 1/4"W, 1 3/4" backplate, 1 3/8" deep, (sold in pairs)
<b>TFCM118401</b>
\$64.13 pair

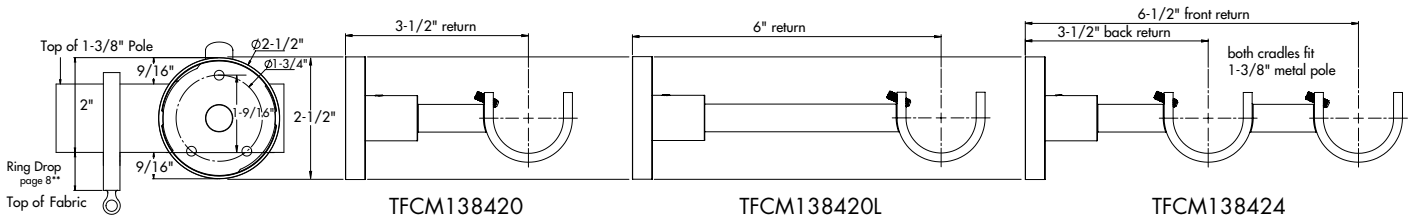
Catalog page 7	Catalog page 7
	
bypass bracket, single	bypass bracket, double
3 1/2" return, 2"Dia backplate	6 1/2" front and 3 1/2" back return, 2"Dia backplate
<b>TFCM118428</b>	<b>TFCM118430</b>
\$52.47 ea	\$64.13 ea






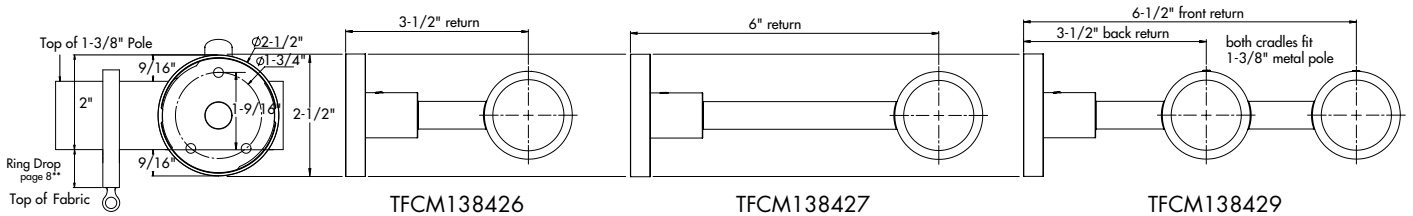
Bracket return measured from wall to center of cradle.


## 1 3/8" brackets



Catalog page 7	Catalog page 7	Catalog page 7
		
metal bracket, single	metal bracket, single	metal bracket, double
3 1/2" return, 2 1/2" Dia backplate	6" return, 2 1/2" Dia backplate	6 1/2" front and 3 1/2" back return, 2 1/2" Dia backplate
<b>TFCM138420</b>	<b>TFCM138420L</b>	<b>TFCM138424</b>
\$58.30 ea	\$64.13 ea	\$69.96 ea

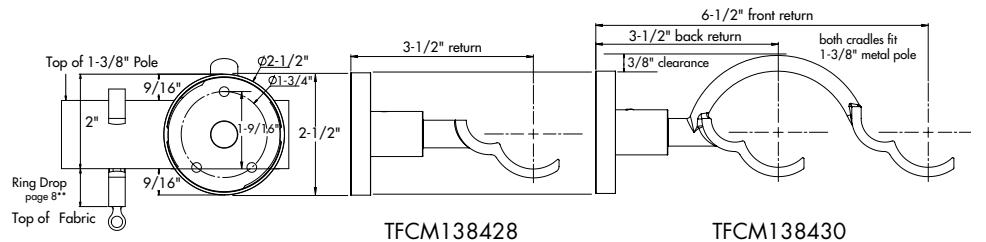
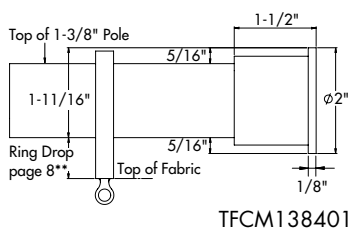


Catalog page 7	Catalog page 7	Catalog page 7
		
eyelet bracket, single	eyelet bracket, single	eyelet bracket, double
3 1/2" return, 2 1/2" Dia backplate	6" return, 2 1/2" Dia backplate	6 1/2" front and 3 1/2" back return, 2 1/2" Dia backplate
<b>TFCM138426</b>	<b>TFCM138427</b>	<b>TFCM138429</b>
\$58.30 ea	\$64.13 ea	\$69.96 ea



Catalog page 7

inside mount brackets
2pc, 1 1/2"W, 2" backplate, 1 7/16" deep, (sold in pairs)
<b>TFCM138401</b>
\$69.96 pair

Catalog page 7	Catalog page 7
	
bypass bracket, single	bypass bracket, double
3 1/2" return, 2 1/2" Dia backplate	6 1/2" front and 3 1/2" back return, 2 1/2" Dia backplate
<b>TFCM138428</b>	<b>TFCM138430</b>
\$58.30 ea	\$69.96 ea



Bracket return measured from wall to center of cradle.

# 1 1/8" - 1 3/8" modern metal

## 1 1/8" - 1 3/8" diameter poles

Catalog page 8

All orders with poles will incur a \$10.00 net packaging fee per order.

### Product Information

- Sold in 2 foot increments, 2 foot minimum
- Cut to specified length. Fall off will not be saved or shipped
- Splice is required for joining two poles. Sold separately
- Not available for bent or mitered returns

### Please Specify

- Item number
  - Custom pole length
  - Finish color
  - Pole splice, if needed. Sold separately
- We recommend installing a support bracket at the connection*

1 1/8" round metal pole Maximum continuous length: 144 inches (12')





Item Number	Length	Price
TFCM118002	2'	\$29.15
TFCM118004	4'	\$58.30
TFCM118006	6'	\$87.45
TFCM118008	8'	\$116.60
TFCM118010	10'	\$145.75
TFCM118012	12'	\$174.90

1 3/8" round metal pole Maximum continuous length: 144 inches (12')



Item Number	Length	Price
TFCM138002	2'	\$34.98
TFCM138004	4'	\$69.96
TFCM138006	6'	\$104.94
TFCM138008	8'	\$139.92
TFCM138010	10'	\$174.90
TFCM138012	12'	\$209.88



1 1/8" pole splice	1 3/8" pole splice
 Catalog page 8	 Catalog page 8
Required to splice 2 1 1/8" poles together	Required to splice 2 1 3/8" poles together
<b>TFCM118403</b>	<b>TFCM138403</b>
\$5.83 ea	\$8.16 ea



1 3/8" round acrylic pole Maximum continuous length: 144 inches (12')

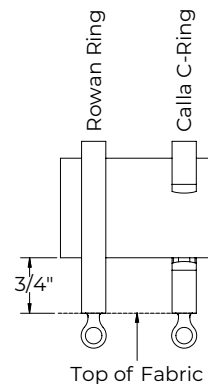
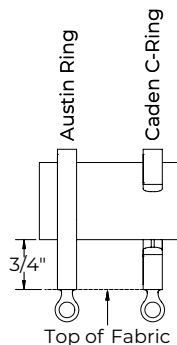


Item Number	Length	Price
TFCM138002/CL	2'	\$89.78
TFCM138004/CL	4'	\$179.56
TFCM138006/CL	6'	\$269.35
TFCM138008/CL	8'	\$359.13
TFCM138010/CL	10'	\$448.91
TFCM138012/CL	12'	\$538.69

*acrylic poles cannot be spliced.*



1 1/8" rings	1 3/8" rings
 Catalog page 8	 Catalog page 8 use with bypass brackets
1 1/8" metal ring 1 1/8" ID, 2 1/8" OD, 3/4" drop	1 1/8" metal c-ring 1 3/8" ID, 2 1/8" OD, 3/4" drop
<b>TFCM118205</b>	<b>TFCM118207</b>
\$7.00 ea	\$7.00 ea


1 3/8" rings	1 3/8" rings
 Catalog page 8	 Catalog page 8 use with bypass brackets
1 3/8" metal ring 2" ID, 2 3/8" OD, 3/4" drop	1 3/8" metal c-ring 2" ID, 2 3/8" OD, 3/4" drop
<b>TFCM138205</b>	<b>TFCM138207</b>
\$8.16 ea	\$8.16 ea






Note: Ring drop indicates distance from bottom of pole to bottom of ring. A ring's drop changes on different diameter poles. \*\*

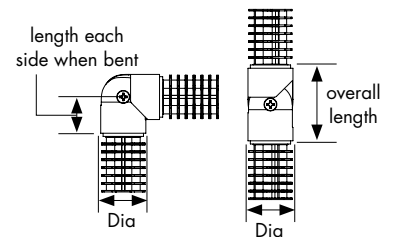
# 1 1/8" - 1 3/8" modern metal

tiebacks <small>Can be used with any Modern Metal Collection finial</small>	
 Catalog page 8	 Catalog page 8
metal tieback base 2 1/2" projection, 2 3/8" Dia backplate	metal tieback extension 2"L
<b>TFCM991</b>	<b>TFCM990</b>
\$50.14 ea	\$15.16 ea

1 1/8" elbow
 Catalog page 7
1 1/8" hinged elbow
1 1/8" Dia, 1 1/4" overall length, 7/8" L each side when bent
<b>TFCM118402</b>
\$46.64 ea

batons <small>Traverse Collection Catalog page 27</small>		
		
metal baton, 3/8" Dia		
<b>TFCM312S</b>	36" - available in all metal finishes	\$58.30 ea
<b>TFCM314S</b>	48" - available in all metal finishes	\$64.13 ea
<b>TFCM316S</b>	60" - available in all metal finishes	\$69.96 ea
		
handicap metal baton, 3/8" Dia		
<b>TFCM314HS-48</b>	48" - available in BN or MK only	\$64.13 ea
<b>TFCM314HS-60</b>	60" - available in BN or MK only	\$69.96 ea
		
acrylic baton, 5/8" Dia		
<b>ABTN-36</b>	36" - available in acrylic	\$52.47 ea
<b>ABTN-48</b>	48" - available in acrylic	\$58.30 ea

1 3/8" elbow
 Catalog page 7
1 3/8" hinged elbow
1 3/8" Dia, 2" overall length, 1" L each side when bent
<b>TFCM138402</b>
\$52.47 ea



## modern metal finishes Catalog page 9

- CH Chrome
- BN Brushed Nickel
- SG Satin Gold
- BBN Brushed Black Nickel
- MK Matte Black
- CL Clear Acrylic available in 1 3/8" diameter pole and select modern finials.

poles are available up to 12' in all finishes









Modern Metal Collection finials, brackets, poles and rings are available in any of our standard hand painted finishes for a 30% surcharge on these items.

## how to order

1. Select finial design example: Bryant finial in Satin Gold (TFCM600/SG)
2. Choose pole diameter example: 1 3/8" 6' pole in Satin Gold (TFCM138006/SG)
3. Select a cuff or collar example: 1 3/8" modern cuff in Matte Black (TFCM138800/MK)

# 1 3/8" metal




1 3/8" finials				
 <p>Catalog page 11</p> <p>Turner</p> 	 <p>Catalog page 11</p> <p>Britton</p> 	 <p>Catalog page 11</p> <p>Ashby</p> 	 <p>Catalog page 11</p> <p>Abington</p> 	 <p>Catalog page 11</p> <p>Harlow</p> 
5"L x 3"W <b>TFCM138100</b>	3 1/4"L x 3 7/8"W <b>TFCM138101</b>	3 7/8"L x 3 3/8"W <b>TFCM138102</b>	4 3/8"L x 3 1/4"W, glass <b>TFCM138103</b>	4 3/8"L x 3"W <b>TFCM138104</b>
\$78.12 ea	\$106.11 ea	\$99.11 ea	\$113.10 ea	\$78.12 ea

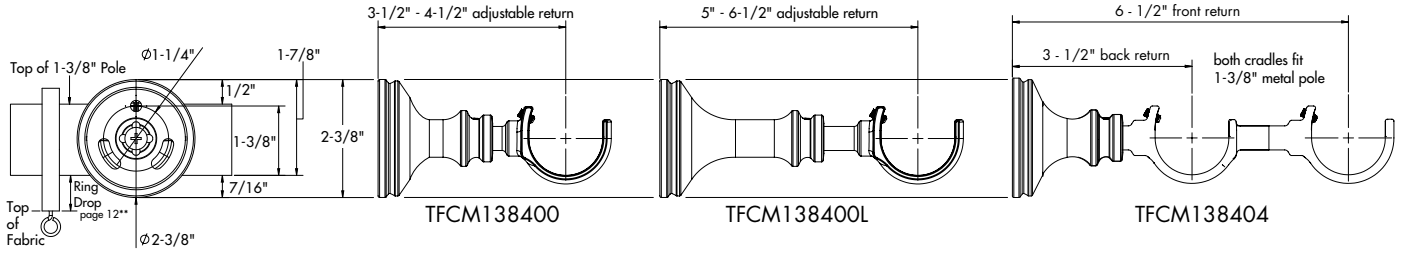
 <p>Catalog page 11</p> <p>Weston</p> 	 <p>Catalog page 11</p> <p>Brentford</p> 	 <p>Catalog page 11</p> <p>Rothwell</p> 	 <p>Catalog page 11</p> <p>Wells End Cap</p> 
4 1/4"L x 3 1/8"W <b>TFCM138105</b>	3 5/8"L x 3 1/4"W <b>TFCM138106</b>	4 1/8"L x 3"W <b>TFCM138107</b>	1 1/4"L x 2 1/4"W <b>TFCM138190</b>
\$106.11 ea	\$99.11 ea	\$106.11 ea	\$50.14 ea

Scan QR codes by each finial to download the  
**PRODUCT TEAR SHEET**  
 with dimensions & information!




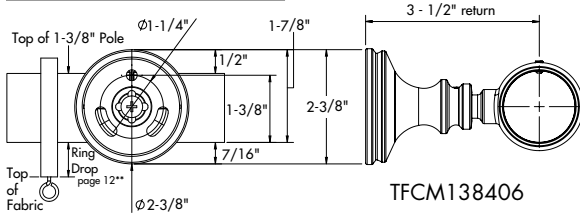
1 3/8" brackets

 metal bracket, single 3 1/2" - 4 1/2" return, 2 3/8" Dia backplate <b>TFCM138400</b> \$64.13 ea	 metal bracket, single 5" - 6 1/2" return, 2 3/8" Dia backplate <b>TFCM138400L</b> \$69.96 ea	 metal bracket, double 6 1/2" front and 3 1/2" back return, 2 3/8" Dia backplate <b>TFCM138404</b> \$75.79 ea
--	---	---




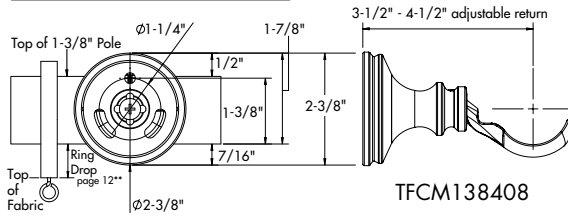
Catalog page 12

  
 eyelet bracket, single  
 3 1/2" return,  
 2 3/8" Dia backplate  
**TFCM138406**  
 \$64.13 ea




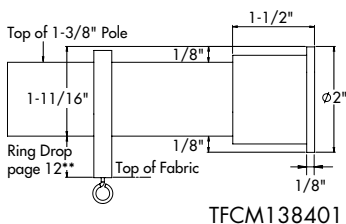
Catalog page 12

  
 bypass bracket, single  
 3 1/2" - 4 1/2" return,  
 2 3/8" Dia backplate  
**TFCM138408**  
 \$64.13 ea



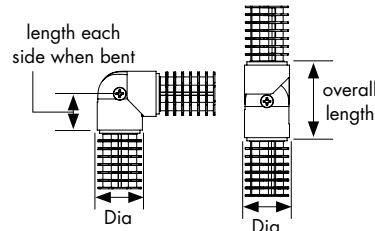
Catalog page 12

  
 1 3/8" inside mount brackets  
 2pc, 1 1/2"W, 2" backplate,  
 1 7/16" deep, (sold in pairs)  
**TFCM138401**  
 \$69.96 pair



Catalog page 12

  
 1 3/8" hinged elbow  
 1 3/8" Dia, 2" overall length,  
 1" L each side when bent  
**TFCM138402**  
 \$52.47 ea



Inside mount brackets and elbow not available in DRB or VZ finishes. Purchase MK finish to coordinate with DRB or VZ finishes.  
 Bracket return measured from wall to center of cradle.

# 1 3/8" metal

## 1 3/8" diameter poles

All orders with poles will incur a \$10.00 net packaging fee per order.

### Product Information

- Sold in 2 foot increments, 2 foot minimum
- Cut to specified length. Fall off will not be saved or shipped
- Splice is required for joining two poles. Sold separately
- Not available for bent or mitered returns

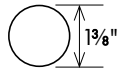
### Please Specify

- Item number
- Custom pole length
- Finish color
- Pole splice, if needed. Sold separately

*We recommend installing a support bracket at the connection*

1 3/8" round metal pole Maximum continuous length: 144 inches (12')

Continuous 10' & 12' poles not available in BZ or ORB finishes.



Item Number	Length	Price
TFCM138202	2'	\$34.98
TFCM138204	4'	\$69.96
TFCM138206	6'	\$104.94

Item Number	Length	Price
TFCM138208	8'	\$139.92
TFCM138210	10'	\$174.90
TFCM138212	12'	\$209.88

### 1 3/8" pole splice

Catalog page 13

Pole Splice

Required to splice 2 1 3/8" poles together

**TFCM138403**

\$8.16 ea

### 1 3/8" rings

Catalog page 12

metal ring with eyelet  
2"ID, 2 3/8"OD, 3/4"drop

**TFCM138200**

\$8.16 ea

Catalog page 12

use with bypass brackets

metal c-ring with eyelet  
2"ID, 2 3/8"OD, 3/4"drop

**TFCM138201**

\$8.16 ea

### 1 3/8" tiebacks

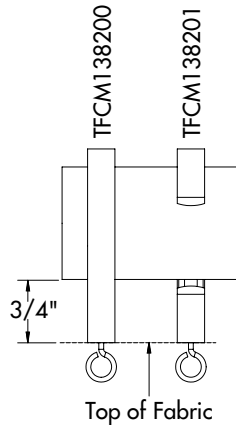
Catalog page 12

finial wall mount adaptor

1 5/8" projection, 1 3/8" Dia  
use with any 1 3/8" metal collection finial

**TFCM138310**

\$15.16 ea






*Note: Ring drop indicates distance from bottom of pole to bottom of ring. A ring's drop changes on different diameter poles. \*\**

Rings and finial wall mount adaptor not available in DRB or VZ finishes. Purchase MK finish to coordinate with DRB or VZ finishes.



**batons** Traverse Collection Catalog page 31

		
metal baton, 3/8"Dia		
<b>TFCM312S</b>	36" - available in all metal finishes	<b>\$58.30 ea</b>
<b>TFCM314S</b>	48" - available in all metal finishes	<b>\$64.13 ea</b>
<b>TFCM316S</b>	60" - available in all metal finishes	<b>\$69.96 ea</b>
		
handicap metal baton, 3/8"Dia		
<b>TFCM314HS-48</b>	48" - available in BN*, BZ, AB or MK *BN coordinates with PN	<b>\$64.13 ea</b>
<b>TFCM314HS-60</b>	60" - available in BN*, BZ, AB or MK *BN coordinates with PN	<b>\$69.96 ea</b>
		
acrylic baton, 5/8"Dia		
<b>ABTN-36</b>	36" - available in acrylic	<b>\$52.47 ea</b>
<b>ABTN-48</b>	48" - available in acrylic	<b>\$58.30 ea</b>

**1 3/8" metal finishes** Catalog page 14

- PN Polished Nickel
- AP Antique Pewter
- AB Antique Brass
- BZ Brushed Bronze
- MK Matte Black\*
- ORB Oil Rubbed Bronze
- VZ Venetian Bronze\*
- DRB Dark Oil Rubbed Bronze\*
- SK Satin Black
- SF Standard Finish





















*1 3/8" Metal Collection finials, brackets, poles and rings are available in any of our standard hand painted finishes for a 30% surcharge on these items.*

*\*Rings, poles, brackets, batons and finial wall mount adapter not available in DRB or VZ finishes. Purchase MK finish to coordinate with DRB or VZ finishes. Poles are available up to 12' in all finishes except BZ or ORB finishes (available up to 8' continuous).*

**how to order**

When ordering, please specify: Item Number/Finish Code.

# 1/2" steel


1/2" finials				
Catalog page 16  	Catalog page 16  	Catalog page 16  	Catalog page 16  	Catalog page 16  
7/8"L x 1 1/4"W	1 1/2"L x 1 3/8"W, 7/8" base, crystal	1 1/2"L x 1 3/8"W, 7/8" base	1 5/8"L x 1 1/2"W (1 1/8"Sq), 7/8" base, crystal	1 5/8"L x 1 1/2"W (1 1/8"Sq), 7/8" base
<b>EC4</b>	<b>F050-1C</b>	<b>F050-1S</b>	<b>F050-2C</b>	<b>F050-2S</b>
\$57.13 ea	\$64.13 ea	\$50.14 ea	\$64.13 ea	\$50.14 ea
Catalog page 16  	Catalog page 16  	Catalog page 16  	Catalog page 16  	Catalog page 16  
7/8"L x 1"W, 7/8" base	1 3/4"L x 1 1/4"W, 1" base	1"L x 1"W	1"L x 1"W	3/4"L x 2 1/4"W (1 1/8"Sq), 1" base
<b>F050-3</b>	<b>S93</b>	<b>SF35</b>	<b>SF37</b>	<b>TFCS034110</b>
\$41.98 ea	\$64.13 ea	\$43.14 ea	\$43.14 ea	\$64.13 ea

Scan QR codes by each finial to download the  
**PRODUCT TEAR SHEET**  
with dimensions & information!



1/2" brackets

Catalog page 17




adjustable steel bracket, single

2 1/16"-3 7/8" return,  
1/2"W x 2 3/16"L backplate

**BKT050-1**

\$41.98 ea

Catalog page 17

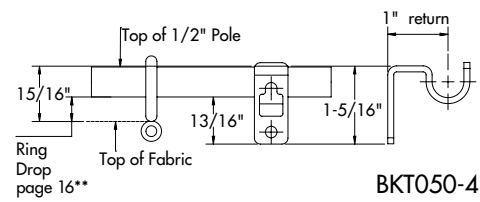
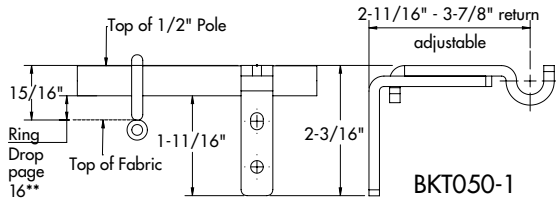


steel bracket, single

1" return, 1/2"W x 1 3/16"L  
backplate

**BKT050-4**

\$36.15 ea



Catalog page 17



steel bracket, single

6" return, 1/2"W x 2 1/2"L backplate

**BKT050-3**

\$41.98 ea

Catalog page 17

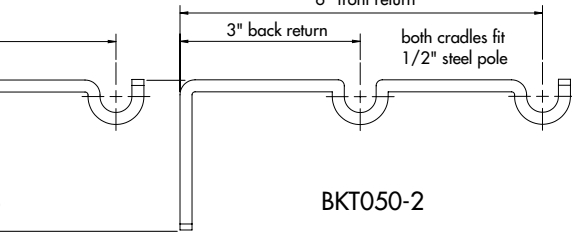
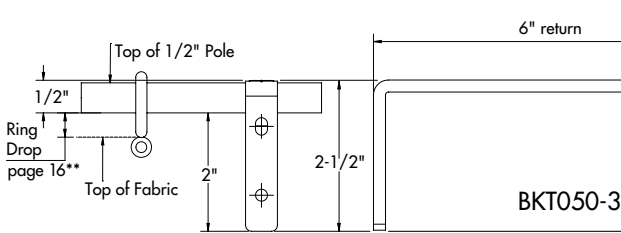


steel bracket, double

6" front and 3" back return,  
1/2"W x 2 1/2"L backplate

**BKT050-2**

\$57.13 ea



Catalog page 17




1/2" steel inside mount brackets

1"H x 3/4"W backplate, 3/4" Deep,  
1/8" thick backplate per bracket  
(sold in pairs)

**IMB050-1**

\$69.96 pair

Catalog page 17

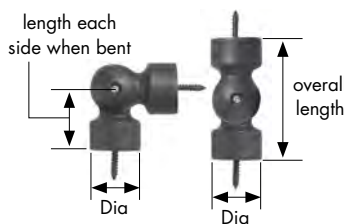
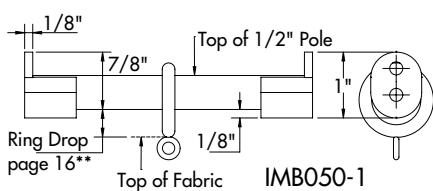


3/4" hinged elbow

7/8" Dia , 2 1/2" overall length,  
1 3/8"L each side when bent

**75ELB**

\$64.13 ea



Bracket return measured from wall to center of cradle.

# 1/2" steel

## 1/2" diameter pole

Catalog page 17

All orders with poles will incur a \$10.00 net packaging fee per order.

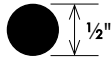
### Product Information

- Sold in 1 foot increments, 2 foot minimum
- Cut to specified length. Fall off will not be saved or shipped
- Connector screw available for joining two poles for no additional charge

### Please Specify

- Item number
- Custom pole length
- Finish color
- Connector screw, if needed  
*We recommend installing a support bracket at the connection*
- Options, if selected (see below)

round solid pole Maximum continuous length: 240 inches (20')



Item Number	2 FT	3 FT	4 FT	5 FT	6 FT	7 FT	8 FT	per FT
MR BR <b>50SRB</b>	\$65.30	\$97.95	\$130.60	\$163.25	\$195.90	\$228.55	\$261.20	\$32.65

### Options

BR	TFCFEE-SBR Bent return fee, see page 39	Minimum return 1" from wall to center of pole.	\$80.00 per return
MR	TFCFEE-SMR Mitered return fee, see page 39	Minimum return 1" from wall to center of pole.	\$80.00 per return
	TFCFEE-SSB Soft bend fee, see page 45		\$80.00 per bend
	TFCFEE-ARCH Arched rod fee, see page 50		\$600.00 per bend

## 1/2" rings

ring drop  
distance from pole to drapery top:

Catalog page 17

smooth steel ring  
3/4"ID, 1 1/8"OD, 3/8"drop

**SR05**

\$8.75 ea

top of fabric






SR05  
3/8"

shown on 50SRB pole






## batons




Catalog page 17

<p>steel baton, specify finish, 3/8"Dia</p>		
<b>SBTN</b>	specify length up to 60"	\$69.96 ea
<b>SBTN60</b>	specify length over 60" up to 96"	\$104.94 ea
<p>fiberglass baton, white only, 3/8"Dia</p>		
<b>FBTN</b>	specify length up to 48"	\$58.30 ea
<p>acrylic baton, clear only, 1/2"Dia</p>		
<b>ABTN-36</b>	available in 36"	\$52.47 ea
<b>ABTN-48</b>	available in 48"	\$58.30 ea


3/4" finials				
 Catalog page 21	 Catalog page 21	 Catalog page 19	 Catalog page 19	 Catalog page 21
14"L x 11 1/2"W, 1 3/8" base <b>BIRD</b> ▶specify left or right (shown)	14"L x 10"W, 1 3/8" base <b>BRANCH W LEAF</b> ▶specify left or right (shown)	7/8"L x 1 1/4"W <b>EC4</b>	5 1/8"L x 3 7/8"W, 1" base <b>L651</b>	7 1/2"L x 4 1/4"W, 1" base <b>L848</b>
\$176.07 ea	\$113.10 ea	\$57.13 ea	\$69.96 ea	\$85.12 ea

 Catalog page 21	 Catalog page 21	 Catalog page 19	 Catalog page 19	 Catalog page 21
12 1/2"L x 7"W, 1 3/8" base <b>PB</b> ▶specify left or right (shown)	12 1/2"L x 7"W, 1 3/8" base <b>PBN</b> with needles ▶specify left or right (shown)	1 3/4"L x 1 1/4"W, 1" base <b>S93</b>	1/2"L x 1 1/2"W, 1 1/2" base <b>SEC-125</b>	3 1/2"L x 6 3/4"W, 1 3/8" base <b>SF19</b>
\$113.10 ea	\$120.10 ea	\$64.13 ea	\$50.14 ea	\$78.12 ea






 Catalog page 19	 Catalog page 19	 Catalog page 20	 Catalog page 20	 Catalog page 19
1 1/2"L x 1 1/4"W <b>SF36</b>	2"L x 2 3/8"W, 1 1/4"Sq base <b>SF133</b>	2"L x 2"W, 1 3/8" base <b>SF135</b>	3"L x 2 3/4"W <b>SF158B7</b>	2 3/4"L x 1 3/8"W, 1 1/4"Sq base <b>SF201</b>
\$57.13 ea	\$85.12 ea	\$64.13 ea	\$69.96 ea	\$78.12 ea



 Catalog page 19	 Catalog page 20	 Catalog page 19
1 3/8"L x 1 3/8"W <b>SF202A</b>	3 1/4"L x 3"W, 1 3/8" base <b>SF236</b>	3/4"L x 2 1/4"W (1 3/8"Sq), 1" base <b>TFCS034110</b>
\$57.13 ea	\$92.11 ea	\$64.13 ea

Scan QR codes by each finial to download the **PRODUCT TEAR SHEET** with dimensions & information!



**3/4" finials \*40% OFF SRP! While Supplies Last. Prices shown reflect 40% off.**

 Catalog page 20	 Catalog page 20	 Catalog page 19	 Catalog page 19	 Catalog page 19
4"L x 2"W, 1 3/4" base <b>K657</b>	5 1/4"L x 3 3/4"W, 1 1/2" base <b>L885875</b>	3 3/8"L x 2 3/8"W, 1 3/8" base <b>SF-1</b>	2 1/4"L x 1 3/8"W, 1 1/4" base <b>SF3</b>	3 1/2"L x 2 1/2"W, 1 3/4" base <b>SF69</b>
\$38.48 ea	\$38.48 ea	\$42.56 ea	\$38.48 ea	\$46.64 ea

 Catalog page 19	 Catalog page 19
3 3/8"L x 2"W, 1 3/4" base <b>SF180</b>	2"L x 2"W <b>SF202B</b>
\$42.56 ea	\$34.98 ea

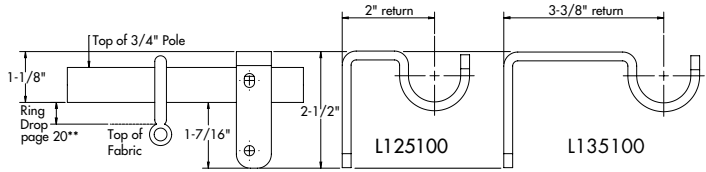
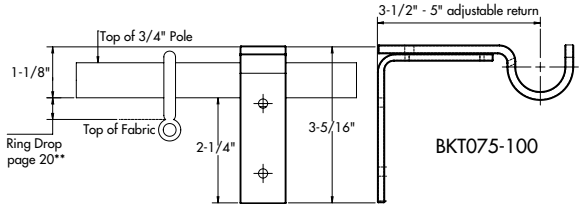
# 3/4" steel


## 3/4" standard brackets


	Catalog page 22
adjustable steel bracket, single	
3 1/2" - 5" return, 1"W x 3 3/8"L backplate	
<b>BKT075-100</b>	
\$41.98 ea	


	Catalog page 22
steel bracket, single	
2" return, 3/4"W x 2 1/2"L backplate	
<b>L125100</b>	
\$34.98 ea	

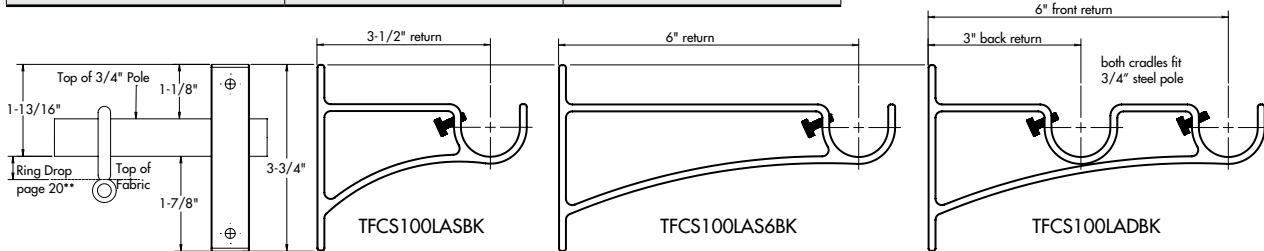
	Catalog page 22
steel bracket, single	
3 3/8" return, 3/4"W x 2 1/2"L backplate	
<b>L135100</b>	
\$34.98 ea	





	Catalog page 22
steel bracket, single	
3 1/2" return, 3/4"W x 3 3/4"L backplate	
<b>TFCS100LASBK</b>	
\$58.30 ea	

	Catalog page 22
steel bracket, single	
6" return, 3/4"W x 3 3/4"L backplate	
<b>TFCS100LAS6BK</b>	
\$64.13 ea	

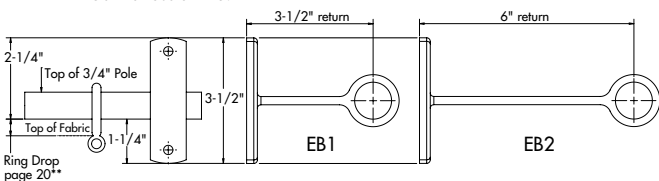
	Catalog page 22
steel bracket, double	
6" front and 3" back return, 3/4"W x 3 3/4"L backplate	
<b>TFCS100LADBK</b>	
\$69.96 ea	





	Catalog page 22
steel eyelet bracket, single	
3 1/2" return, 1"W x 3 1/2"L backplate, eyelet 1"ID	
<b>EB1**</b>	
\$69.96 ea	

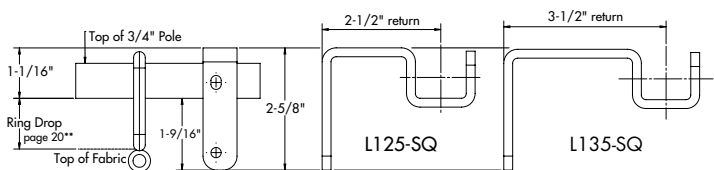
	Catalog page 22
steel eyelet bracket, single	
6" return, 1"W x 3 1/2"L backplate, eyelet 1"ID	
<b>EB2**</b>	
\$78.12 ea	

\*\*Cannot customize.



	Catalog page 22
steel square bracket, single	
2 1/2" return, 3/4"W x 2 5/8"L backplate	
<b>L125-SQ</b>	
\$50.14 ea	


	Catalog page 22
steel square bracket, single	
3 1/2" return, 3/4"W x 2 5/8"L backplate	
<b>L135-SQ</b>	
\$50.14 ea	



Bracket return measured from wall to center of cradle.

3/4" standard brackets

Catalog page 22




1" steel ceiling mount bracket

2" Dia ceiling plate, 2 1/4" H,  
2 1/8" drop

**TFCS100MCMBK**

\$58.30 ea

Catalog page 22




1" steel inside mount brackets

1 1/8" H, 1 1/2" W backplate,  
3/4" Deep,  
1/8" thick backplate per bracket

**TFCS100MIBK**

\$92.11 pair

Catalog page 22

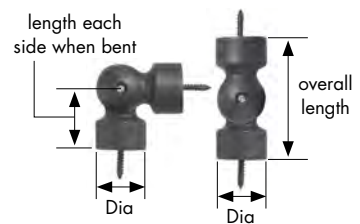
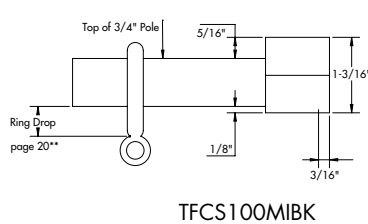
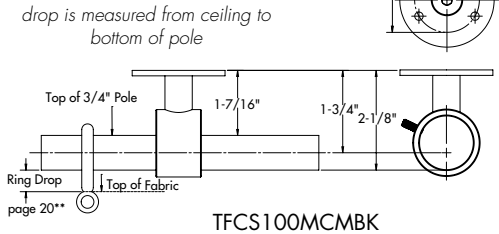


3/4" hinged elbow

7/8" Dia, 2 1/2" overall length,  
1 1/2" L each side when bent


**75ELB**

\$64.13 ea



custom bypass brackets

Catalog page 22




custom steel bypass bracket, single

3 1/2" return,  
3/4" W backplate x 2 1/2" or 3" L  
Use with 75RD (3/4") pole and CR-SR75 c-ring.

**SCB35**

\$85.12 ea

Catalog page 22




custom steel bypass bracket, single

6" return,  
3/4" W backplate x 2 1/2" or 3" L  
Use with 75RD (3/4") pole and CR-SR75 c-ring.

**SCB6**

\$92.11 ea

Catalog page 22



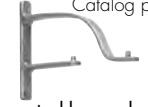
custom steel bypass bracket, single

custom return,  
3/4" W backplate x 2 1/2" or 3" L  
Use with 75RD (3/4") pole and CR-SR75 c-ring.

**SCBC**

\$106.11 ea

Catalog page 22



custom steel bypass bracket, double

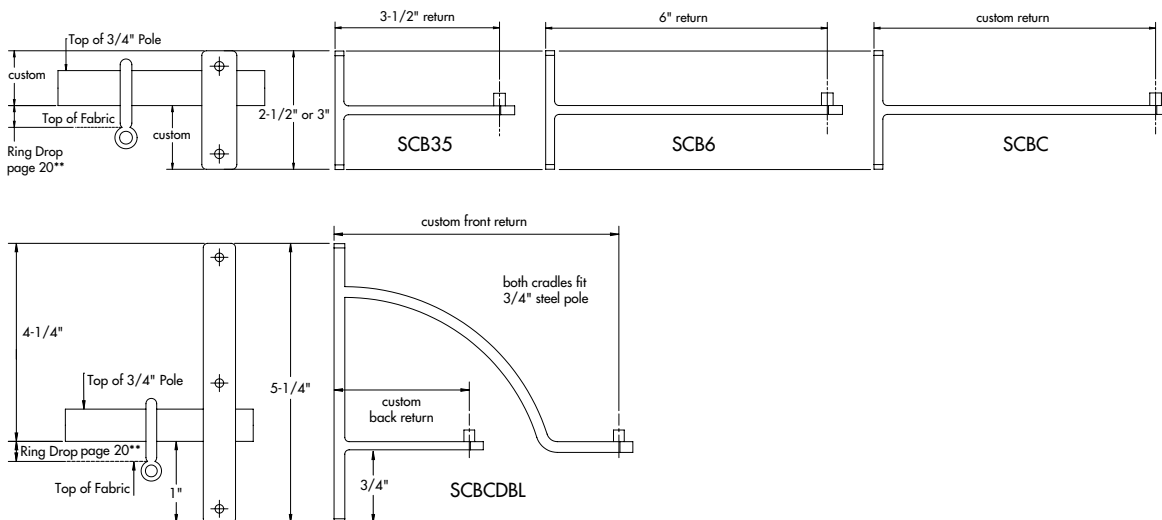
double custom return,  
3/4" W backplate x 5 1/4" L  
Use with 75RD (3/4") pole and CR-SR75 c-ring.

**SCBCDBL**

\$141.09 ea

CAUTION: Bypass Brackets do not have full cradles. Standard Brackets must be installed at each end to secure pole.

► For custom steel bracket pricing, see page 46: TBKT (T-bracket), DBL1 (double rod bracket), BL4 (ceiling mount bracket), and FBKT (single bracket).



# 3/4" steel

## 3/4" diameter poles

Catalog page 24

All orders with poles will incur a \$10.00 net packaging fee per order.

### Product Information

- Sold in 1 foot increments, 2 foot minimum
- Cut to specified length. Fall off will not be saved or shipped
- Connector screw available for joining two poles for no additional charge
- EZ glide tape included; no charge

### Please Specify

- Item number
- Custom pole length
- Finish color
- Connector screw, if needed  
*We recommend installing a support bracket at the connection*
- Options, if selected (see below)

Item Number	2 FT	3 FT	4 FT	5 FT	6 FT	7 FT	8 FT	per FT
-------------	------	------	------	------	------	------	------	--------

	round solid pole	Maximum continuous length: 192 inches (16')						
	<b>75RD</b>	\$67.62	\$101.43	\$135.24	\$169.05	\$202.86	\$236.67	\$270.48

	hammered solid square pole	Maximum continuous length: 228 inches (19')						
	<b>SRH75</b>	\$170.24	\$255.36	\$340.48	\$425.60	\$510.72	\$595.84	\$680.96

### Options

TFCFEE-SBR Bent return fee, see page 39	Minimum return 1 1/2" from wall to center of pole.	\$80.00 per return
TFCFEE-SMR Mitered return fee, see page 39	Minimum return 1 1/2" from wall to center of pole.	\$80.00 per return
TFCFEE-SSB Soft bend fee, see page 45		\$80.00 per bend
TFCFEE-ARCH Arched rod fee, see page 50		\$600.00 per bend


## 3/4" diameter poles \*40% OFF SRP! While Supplies Last. Prices shown reflect 40% off.

	hammered solid round pole	Maximum continuous length: 115 inches (9' 7")						
	<b>75HSRB</b>	\$76.96	\$115.44	\$153.92	\$192.40	\$230.88	\$269.36	\$307.84

## 3/4" rings

Catalog page 23	Catalog page 23	Catalog page 23
		use with bypass brackets
smooth steel ring 1"ID, 1 1/2"OD	smooth square steel ring 1 1/4"ID, 2 1/4"OD	smooth steel c-ring 1 1/4"ID, 1 3/4"OD
<b>SR1</b>	<b>SQRG1</b>	<b>CR-SR75</b>
\$9.91 ea	\$14.58 ea	\$9.91 ea

ring drop/distance from pole to drapery top:



## batons

Catalog page 24

steel baton, specify finish, 3/8" Dia		
<b>SBTN</b>	specify length up to 60"	\$69.96 ea
<b>SBTN60</b>	specify length over 60" up to 96"	\$104.94 ea
fiberglass baton, white only, 3/8" Dia		
<b>FBTN</b>	specify length up to 48"	\$58.30 ea
acrylic baton, clear only, 1/2" Dia		
<b>ABTN-36</b>	available in 36"	\$52.47 ea
<b>ABTN-48</b>	available in 48"	\$58.30 ea

## EZ glide tape










































































1/2"W

Included with pole order. Allows rings and grommets to slide effortlessly across the drapery rod without damaging the finish.

no charge



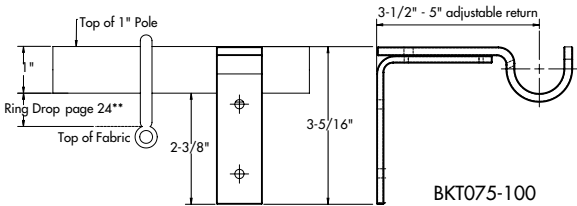
1" finials				
  Catalog page 27	  Catalog page 28	  Catalog page 28	  Catalog page 26	  Catalog page 27
3½"L x 2¾"W, 1¾" base <b>4519C</b>	14"L x 11½"W, 1¾" base <b>BIRD</b> ▶specify left or right (shown)	14"L x 10"W, 1¾" base <b>BRANCH W LEAF</b> ▶specify left or right (shown)	1½"L x 2½"W, 2" base <b>EC135</b>	5½"L x 3¾"W, 1" base <b>L651</b>
\$78.12 ea	\$176.07 ea	\$113.10 ea	\$64.13 ea	\$69.96 ea
  Catalog page 27	  Catalog page 27	  Catalog page 27	  Catalog page 28	  Catalog page 28
7½"L x 4¼"W, 1" base <b>L848</b>	2"L x 2"W <b>L9328</b>	2¾"L x 2"W, 1¾" base <b>L9328B</b>	12½"L x 7"W, 1¾" base <b>PB</b> ▶specify left or right (shown)	12½"L x 7"W, 1¾" base <b>PBN</b> with needles ▶specify left or right (shown)
\$85.12 ea	\$69.96 ea	\$78.12 ea	\$113.10 ea	\$120.10 ea
  Catalog page 26	  Catalog page 28	  Catalog page 27	  Catalog page 27	  Catalog page 27
½"L x 1½"W, 1½" base <b>SEC-125</b>	3½"L x 6¾"W, 1¾" base <b>SF19</b>	3"L x 2½"W, 1¾" base <b>SF45</b>	2"L x 2¾"W, 1¼"Sq base <b>SF133</b>	2"L x 2"W, 1¾" base <b>SF135</b>
\$50.14 ea	\$78.12 ea	\$85.12 ea	\$85.12 ea	\$64.13 ea
  Catalog page 27	  Catalog page 26	  Catalog page 26	  Catalog page 26	  Catalog page 27
3"L x 2¾"W <b>SF158B7</b>	2¾"L x 1¾"W, 1¼"Sq base <b>SF201</b>	1¾"L x 1¾"W <b>SF202A</b>	2½"L x 2"W, 1¾" base <b>SF230</b>	3¼"L x 3"W, 1¾" base <b>SF236</b>
\$69.96 ea	\$78.12 ea	\$57.13 ea	\$69.96 ea	\$92.11 ea
  Catalog page 26	  Catalog page 26	  Catalog page 26	  Catalog page 26	  Catalog page 26
½"L x 1½"W, 1½"Sq base <b>SQEC</b>	1½"L x 3¾"W (2¾"Sq), 1¾" base <b>TFCS114110</b>	1"L x 2½"W (1¾"Sq), 1¾" sq base <b>TFCS114111</b>	1¾"L x 2½"W, 1¾" base <b>TFCS114120</b>	2¾"L x 2¾"W, 1¾" base, glass <b>TFCS114170</b>
\$50.14 ea	\$92.11 ea	\$78.12 ea	\$99.11 ea	\$134.09 ea
  Catalog page 26	  Catalog page 26	<div data-bbox="917 1323 1550 1501" style="border: 1px solid gray; padding: 5px;"> <p>Scan QR codes by each finial to download the <b>PRODUCT TEAR SHEET</b> with dimensions &amp; information!</p>  </div>		
3¾"L x 2½"W, 1¾" base, glass <b>TFCS114171</b>	1¾"L x 2¼"W, 1¾" base <b>TFCS114190</b>			
\$106.11 ea	\$78.12 ea			

1" finials *40% OFF SRP! While Supplies Last. Prices shown reflect 40% off.				
  Catalog page 27	  Catalog page 27	  Catalog page 27	  Catalog page 26	  Catalog page 27
4"L x 2"W, 1¾" base <b>K657</b>	5¾"L x 3¾"W, 1½" sq base <b>L885875</b>	3¾"L x 2¾"W, 1¾" base <b>SF-1</b>	3½"L x 2½"W, 1¾" base <b>SF69</b>	4¼"L x 4¼"W, 2" base <b>SF132</b>
\$38.48 ea	\$38.48 ea	\$42.56 ea	\$46.64 ea	\$50.14 ea
  Catalog page 26	  Catalog page 26	  Catalog page 26		
3¾"L x 2"W, 1¾" base <b>SF180</b>	2"L x 2"W <b>SF202B</b>	2½"L x 1¾"W, 1¾" base <b>SF237</b>		
\$42.56 ea	\$34.98 ea	\$38.48 ea		

# 1" steel

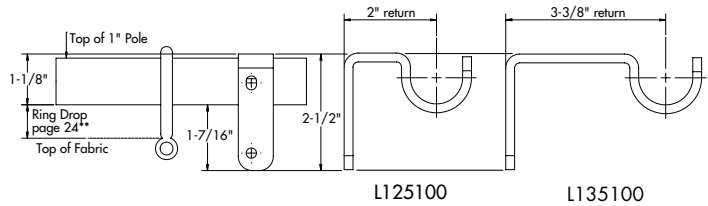
## 1" standard brackets


 Catalog page 29
adjustable steel bracket, single
3 1/2" - 5" return, 1"W x 3 3/8"L backplate
<b>BKT075-100</b>
\$41.98 ea





 Catalog page 29
steel bracket, single
2" return, 3/4"W x 2 1/2"L backplate
<b>L125100</b>
\$34.98 ea

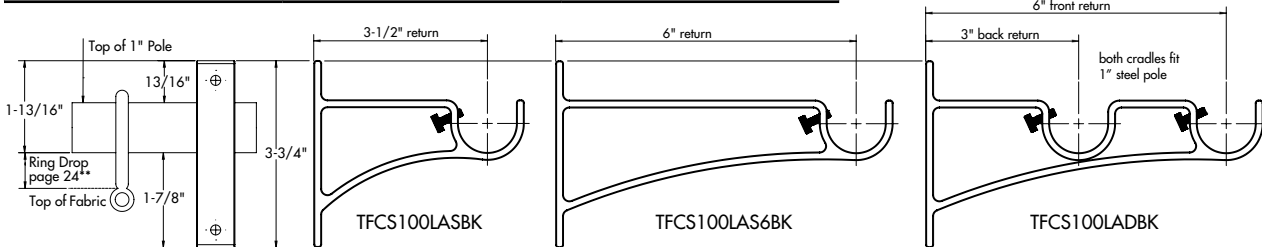
 Catalog page 29
steel bracket, single
3 3/8" return, 3/4"W x 2 1/2"L backplate
<b>L135100</b>
\$34.98 ea





 Catalog page 29
steel bracket, single
3 1/2" return, 3/4"W x 3 3/4"L backplate
<b>TFCS100LASBK</b>
\$58.30 ea

 Catalog page 29
steel bracket, single
6" return, 3/4"W x 3 3/4"L backplate
<b>TFCS100LAS6BK</b>
\$64.13 ea

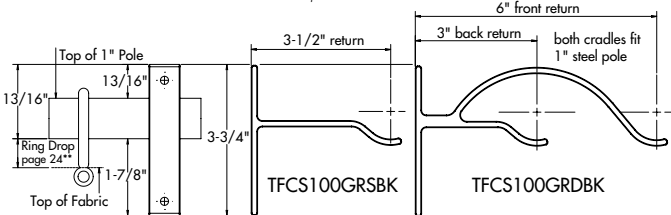
 Catalog page 29
steel bracket, double
6" front and 3" back return, 3/4"W x 3 3/4"L backplate
<b>TFCS100LADBK</b>
\$69.96 ea




 Catalog page 29
steel bypass bracket, single
3 1/2" return, 3/4"W x 3 3/4"L backplate, use with RR100 pole and TFCS100SCRI c-ring
<b>TFCS100GRSBK</b>
\$58.30 ea

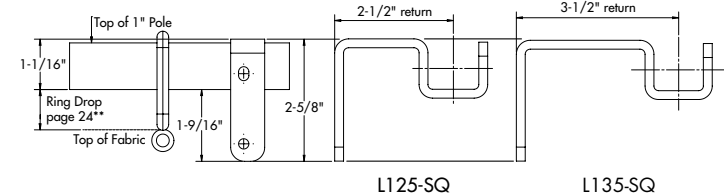
 Catalog page 29
steel bypass bracket, double
6" front and 3" back return, 3/4"W x 3 3/4"L backplate, use with RR100 pole and TFCS100SCRI c-ring
<b>TFCS100GRDBK</b>
\$69.96 ea

CAUTION: Bypass Brackets do not have full cradles. Standard Brackets must be installed at each end to secure pole.






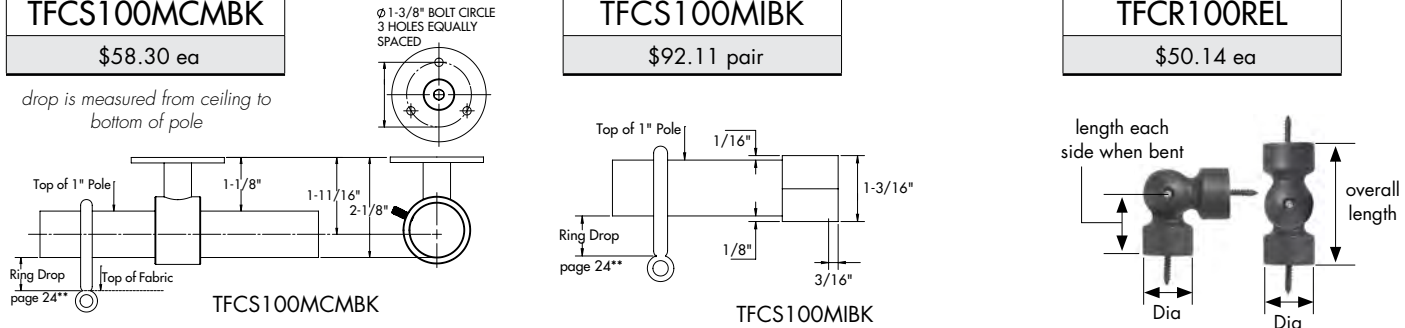
 Catalog page 29
steel square bracket, single
2 1/2" return, 3/4"W x 2 5/8"L backplate
<b>L125-SQ</b>
\$50.14 ea

 Catalog page 29
steel square bracket, single
3 1/2" return, 3/4"W x 2 5/8"L backplate
<b>L135-SQ</b>
\$50.14 ea







Bracket return measured from wall to center of cradle.

## 1" standard brackets

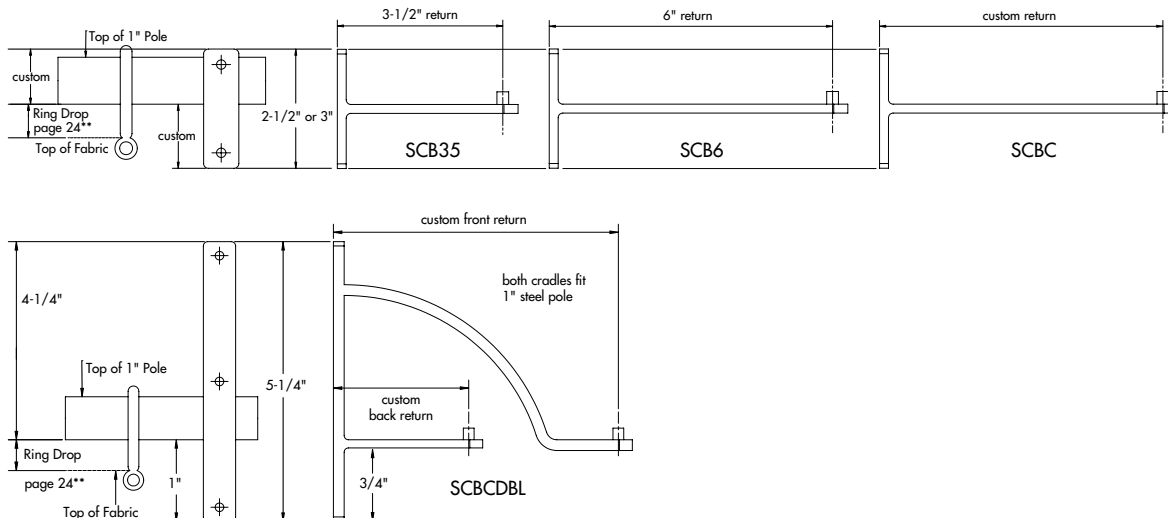
<p>Catalog page 29</p>  <p><b>1" steel ceiling mount bracket</b></p>		<p>Catalog page 29</p>  <p><b>1" steel inside mount brackets</b></p>		<p>Catalog page 29</p>  <p><b>1" hinged elbow</b></p>
<p>2" Dia ceiling plate, 2 1/4"H, 2 1/8" drop</p> <p><b>TFCS100MCMBK</b></p> <p><b>\$58.30 ea</b></p>		<p>1 1/8"H, 1 3/8"W backplate, 3/4" Deep, 1/8" thick backplate per bracket</p> <p><b>TFCS100MIBK</b></p> <p><b>\$92.11 pair</b></p>		<p>1 1/8" Dia, 3 1/4" overall length, 2 1/8" each side when bent</p> <p><b>TFCR100REL</b></p> <p><b>\$50.14 ea</b></p>
<p>drop is measured from ceiling to bottom of pole</p>  <p>TFCS100MCMBK</p> <p>TFCS100MIBK</p> <p>TFCR100REL</p>				

## custom bypass brackets

<p>Catalog page 29</p>  <p><b>custom steel bypass bracket, single</b></p>	<p>Catalog page 29</p>  <p><b>custom steel bypass bracket, single</b></p>	<p>Catalog page 29</p>  <p><b>custom steel bypass bracket, single</b></p>	<p>Catalog page 29</p>  <p><b>custom steel bypass bracket, double</b></p>
<p>3 1/2" return, 3/4"W backplate x 2 1/2" or 3"L</p> <p>Use with RR100 (1") pole and CR-SR3 c-ring.</p> <p><b>SCB35</b></p> <p><b>\$85.12 ea</b></p>	<p>6" return, 3/4"W backplate x 2 1/2" or 3"L</p> <p>Use with RR100 (1") pole and CR-SR3 c-ring.</p> <p><b>SCB6</b></p> <p><b>\$92.11 ea</b></p>	<p>custom return, 3/4"W backplate x 2 1/2" or 3"L</p> <p>Use with RR100 (1") pole and CR-SR3 c-ring.</p> <p><b>SCBC</b></p> <p><b>\$106.11 ea</b></p>	<p>double custom return, 3/4"W backplate x 5 1/4"L</p> <p>Use with RR100 (1") pole and CR-SR3 c-ring.</p> <p><b>SCBCDBL</b></p> <p><b>\$141.09 ea</b></p>

CAUTION: Bypass Brackets do not have full cradles. Standard Brackets must be installed at each end to secure pole.

► For custom steel bracket pricing, see page 46: TBKT (T-bracket), DBL1 (double rod bracket), BL4 (ceiling mount bracket), and FBKT (single bracket).



Bracket return measured from wall to center of cradle.

# 1" steel

## 1" diameter poles

Catalog page 31

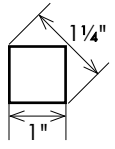











All orders with poles will incur a \$10.00 net packaging fee per order.

### Product Information

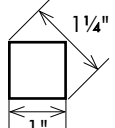

- Sold in 1 foot increments, 2 foot minimum
- Cut to specified length. Fall off will not be saved or shipped
- Connector screw available for joining two poles for no additional charge
- EZ glide tape included; no charge

### Please Specify



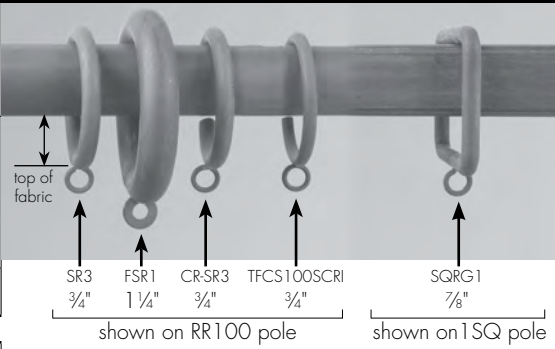



- Item number
- Custom pole length
- Finish color
- Connector screw, if needed  
*We recommend installing a support bracket at the connection*
- Options, if selected (see below)

Item Number	2 FT	3 FT	4 FT	5 FT	6 FT	7 FT	8 FT	per FT
								
square tube Maximum continuous length: 288 inches (24') Use with L125-SQ or L135-SQ brackets and SQRG1 rings.								
 <b>1SQ</b>	\$58.30	\$87.45	\$116.60	\$145.75	\$174.90	\$204.05	\$233.20	\$29.15
								
round tube Maximum continuous length: 192 inches (16')								
 <b>RR100</b>	\$51.30	\$76.95	\$102.60	\$128.25	\$153.90	\$179.55	\$205.20	\$25.65
								
solid rope twist pole Maximum continuous length: 228 inches (19')								
 <b>SRT1</b>	\$139.92	\$209.88	\$279.84	\$349.80	\$419.76	\$489.72	\$559.68	\$69.96
								
single twist solid pole Maximum continuous length: 228 inches (19')								
 <b>ST2</b>	\$97.94	\$146.91	\$195.88	\$244.85	\$293.82	\$342.79	\$391.76	\$48.97
								
double twist solid pole Maximum continuous length: 228 inches (19')								
 <b>ST3</b>	\$111.94	\$167.91	\$223.88	\$279.85	\$335.82	\$391.79	\$447.76	\$55.97
<b>Options</b>								
 TFCFEE-SBR Bent return fee, see page 39	Minimum return determined by ring selection.						\$80.00 per return	
 TFCFEE-SMR Mitered return fee, see page 39	Minimum return determined by ring selection.						\$80.00 per return	
TFCFEE-ARCH Arched rod fee, see page 50							\$600.00 per bend	




## 1" diameter poles \*40% OFF SRP! While Supplies Last. Prices shown reflect 40% off.

								
square hammered tube Maximum continuous length: 228 inches (19') Use with L125-SQ or L135-SQ brackets and SQRG1 rings.								
 <b>SHT1</b>	\$36.14	\$54.21	\$72.28	\$90.35	\$108.42	\$126.49	\$144.56	\$18.07


## 1" rings

		ring drop/distance from pole to drapery top:	
	Catalog page 30		Catalog page 30
smooth steel ring 1 1/2"ID, 2"OD	<b>SR3</b>	smooth square steel ring 1 1/2"ID, 2 1/8"OD Use with L125-SQ or L135-SQ brackets and 1SQ or SHT1 pole	<b>SQRG1</b>
\$11.66 ea		\$14.58 ea	
			
<p>SR3 3/4"    FSR1 1 1/4"    CR-SR3 3/4"    TFC100SCRI 3/4"    SQRG1 7/8"</p> <p>shown on RR100 pole                      shown on 1SQ pole</p>			
	Catalog page 30		Catalog page 30
smooth steel c-ring 1 1/2"ID, 2"OD Use with RR100 pole and SCB35, SCB6, SCBC or SCBCDBL bypass brackets	<b>CR-SR3</b>	smooth steel c-ring 1 1/2"ID, 2"OD Use with RR100 pole and TFC100GRSBK or TFC100GRDBK bypass brackets	<b>TFC100SCRI</b>
\$11.66 ea		\$11.66 ea	
			
smooth heavy steel ring 1 3/4"ID, 2 3/4"OD			
<b>FSR1</b>			
\$12.83 ea			

## batons Catalog page 31

 <p>steel baton, specify finish, 3/8" Dia</p>		
<b>SBTN</b>	specify length up to 60"	\$69.96 ea
<b>SBTN60</b>	specify length over 60" up to 96"	\$104.94 ea
 <p>fiberglass baton, white only, 3/8" Dia</p>		
<b>FBTN</b>	specify length up to 48"	\$58.30 ea
 <p>acrylic baton, clear only, 1/2" Dia</p>		
<b>ABTN-36</b>	available in 36"	\$52.47 ea
<b>ABTN-48</b>	available in 48"	\$58.30 ea

## EZ glide tape



1/2"W



Included with pole order. Allows rings and grommets to slide effortlessly across the drapery rod without damaging the finish.

**no charge**

## 1" metal band for rosettes

attaches any rosette to the front of a 1" pole; rosettes sold separately

*Installation Tip:*























metal band for use on a 1" pole only; use with RR100 pole

**MB100**

**\$28.57 ea**





Metal band slides onto pole and is locked in place with set screw. Set screw should be positioned in the front center of pole because it receives the rosette.

# 1 1/4" steel

1 1/4" finials				
Catalog page 34  3 1/2"L x 2 3/4"W, 2" base <b>4519C</b> \$78.12 ea	Catalog page 33  1 1/2"L x 2 1/2"W, 2" base <b>EC135</b> \$64.13 ea	Catalog page 34  2"L x 2"W <b>L9328</b> \$69.96 ea	Catalog page 33  1"L x 1 7/8"W <b>RF4</b> \$50.14 ea	Catalog page 33  1/2"L x 2"W x 2" base <b>SEC-2</b> \$57.13 ea
Catalog page 33  1/2"L x 1 1/2"W, 1 1/2" base <b>SEC-125</b> \$50.14 ea	Catalog page 34  3 1/2"L x 2 1/2"W, 2" base <b>SF-4</b> \$99.11 ea	Catalog page 35  3 1/2"L x 6 3/4"W, 1 3/8" base <b>SF19</b> \$78.12 ea	Catalog page 34  3"L x 2 1/2"W, 1 1/2" base <b>SF45</b> \$85.12 ea	Catalog page 34  2 1/2"L x 2 1/2"W, 2" base <b>SF63</b> \$85.12 ea
Catalog page 34  4"L x 2 1/2"W, 2" base <b>SF131</b> \$69.96 ea	Catalog page 34  2"L x 2 3/4"W, 1 1/4" Sq base <b>SF133</b> \$85.12 ea	Catalog page 35  3"L x 2 3/4"W <b>SF158B7</b> \$69.96 ea	Catalog page 34  2 1/4"L x 2"W, 1 1/2" base <b>SF230</b> \$69.96 ea	Catalog page 33  1 1/2"L x 3 3/8"W (2 3/8" Sq), 1 1/2" base <b>TFCS114110</b> \$92.11 ea
Catalog page 33  1"L x 2 1/2"W (1 1/2" Sq), 1 1/2" sq base <b>TFCS114111</b> \$78.12 ea	Catalog page 33  1 1/2"L x 2 1/2"W, 1 3/4" base <b>TFCS114120</b> \$99.11 ea	Catalog page 33  2 7/8"L x 2 3/4"W, 1 1/2" base, glass <b>TFCS114170</b> \$134.09 ea	Catalog page 33  3 3/8"L x 2 1/2"W, 1 1/2" base, glass <b>TFCS114171</b> \$106.11 ea	Catalog page 33  1 1/2"L x 2 1/4"W, 1 1/2" base <b>TFCS114190</b> \$78.12 ea

## 1 1/4" finials \*40% OFF SRP! While Supplies Last. Prices shown reflect 40% off.

Catalog page 35  3 3/8"L x 2"W, 2" base <b>14R704</b> \$38.48 ea	Catalog page 35  4"L x 2"W, 1 3/4" base <b>K657</b> \$38.48 ea	Catalog page 35  5"L x 4 1/2"W <b>LS385</b> \$61.80 ea	Catalog page 35  5 1/4"L x 3"W, 2" base <b>SF70</b> \$57.72 ea	Catalog page 35  4 1/4"L x 7"W x 2" base <b>SF96</b> \$61.80 ea
---	---	---	--	--


Catalog page 35  4 1/2"L x 4 3/4"W, 2" base <b>SF132</b> \$50.14 ea	Catalog page 35  4"L x 2 1/4"W x 2" base <b>SF138</b> \$57.72 ea	Catalog page 34  2 1/2"L x 1 1/2"W, 1 1/2" base <b>SF237</b> \$38.48 ea	Catalog page 34  4"L x 3 3/8"W, 2" base <b>SSA</b> \$57.72 ea
--	---	--	---

Scan QR codes by each finial to download the Product Tear Sheet!



1 1/4" standard brackets

Catalog page 36



adjustable steel bracket, single

3 1/2"-5" return,  
1"W x 3 3/4"L backplate

**BKT118-138**

\$57.13 ea

Catalog page 36




steel bracket, single

3 1/2" return,  
3/4"W x 3 3/4"L backplate

**L235**

\$69.96 ea

Catalog page 36

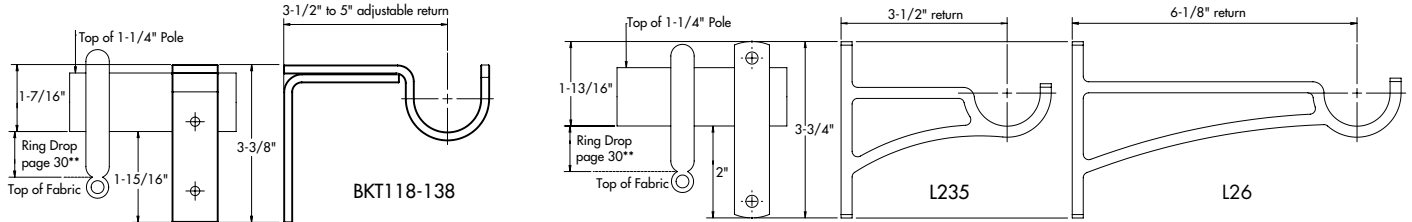


steel bracket, single

6 1/8" return,  
3/4"W x 3 3/4"L backplate

**L26**

\$78.12 ea



Catalog page 36



steel bracket, single

2 1/2" return,  
3/4"W x 1 7/8"L backplate

**L125**

\$34.98 ea

Catalog page 36



steel bracket, single

3 3/4" return,  
3/4"W x 2 1/2"L backplate

**L135**

\$34.98 ea

Catalog page 36

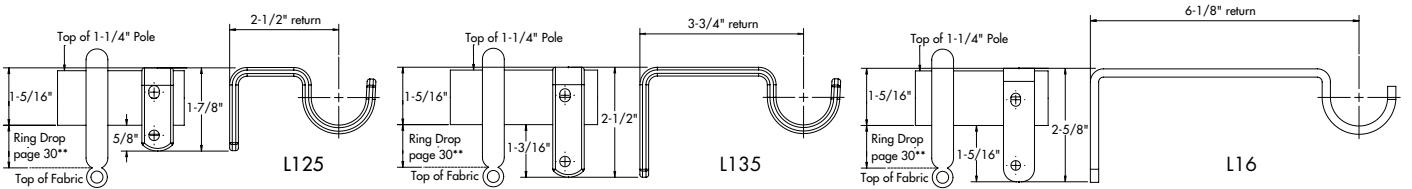


steel bracket, single

6 1/8" return,  
3/4"W x 2 5/8"L backplate

**L16**

\$41.98 ea



Catalog page 36



steel bracket, single

3 5/8" return,  
2 1/2"W x 1 1/2"L backplate

**CSL135\*\***

\$64.13 ea

Catalog page 36



steel bracket, single

6" return,  
2 1/2"W x 1 1/2"L backplate


**CSL16\*\***

\$78.12 ea

1 1/4" standard brackets

**\*40% OFF SRP! While Supplies Last. Prices shown reflect 40% off.**

Catalog page 36



steel bracket, single

2 5/8" return,  
2 1/2"W x 1 1/2"L backplate

**CSL125\*\***

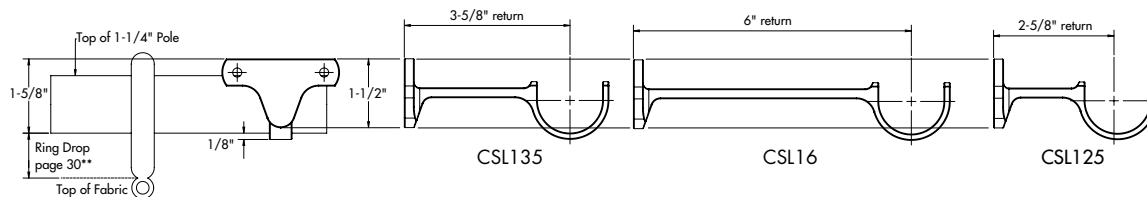
\$34.98 ea

\*\*Cannot customize.

\*\*Cannot customize.

\*\*Cannot customize.

\*\*Cannot customize.







Bracket return measured from wall to center of cradle.

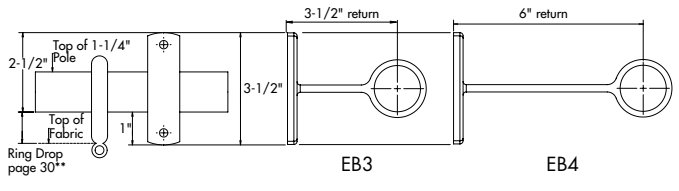
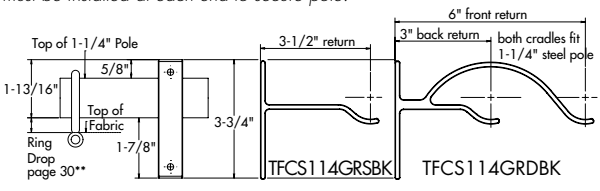


# 1 1/4" steel

## 1 1/4" standard brackets

 <p>Catalog page 36</p> <p>steel bypass bracket, single</p>	 <p>Catalog page 36</p> <p>steel bypass bracket, double</p>	 <p>Catalog page 36</p> <p>steel eyelet bracket, single</p>	 <p>Catalog page 36</p> <p>steel eyelet bracket, single</p>
<p>3 1/2" return, 3/4"W x 3 3/4"L backplate, use with RR125 pole and TFCS114MCRI c-ring</p> <p><b>TFCS114GRSBK</b></p> <p><b>\$58.30 ea</b></p>	<p>6" front and 3" back return, 3/4"W x 3 3/4"L backplate, use with RR125 pole and TFCS114MCRI c-ring</p> <p><b>TFCS114GRDBK</b></p> <p><b>\$69.96 ea</b></p>	<p>3 1/2" return, 1"W x 3 1/2"L backplate, eyelet 1 3/8"ID</p> <p><b>EB3**</b></p> <p><b>\$69.96 ea</b></p>	<p>6" return, 1"W x 3 1/2"L backplate, eyelet 1 3/8"ID</p> <p><b>EB4**</b></p> <p><b>\$78.12 ea</b></p>


CAUTION: Bypass Brackets do not have full cradles. Standard Brackets must be installed at each end to secure pole.



\*\*Cannot customize.

\*\*Cannot customize.

Catalog page 36

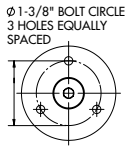


1 1/4" steel ceiling mount bracket

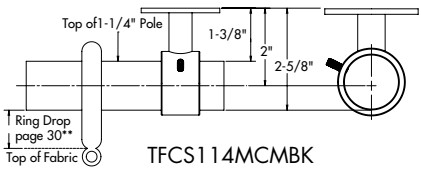
2" Dia ceiling plate, 2 3/4" H, 2 5/8" drop

**TFCS114MCMBK**


**\$64.13 ea**



drop is measured from ceiling to bottom of pole



Catalog page 36

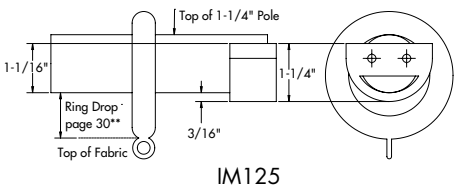


1 1/4" steel inside mount brackets

1 1/8" H x 1 1/2" W backplate, 3/4" Deep, 1/8" thick backplate per bracket

**IM125**

**\$92.11 pair**



Catalog page 36

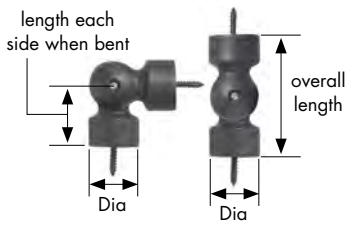


1 1/4" hinged elbow

1 3/8" Dia, 3 3/8" overall length, 2 1/2" L each side when bent

**TFCR114REL**





**\$57.13 ea**



Bracket return measured from wall to center of cradle.

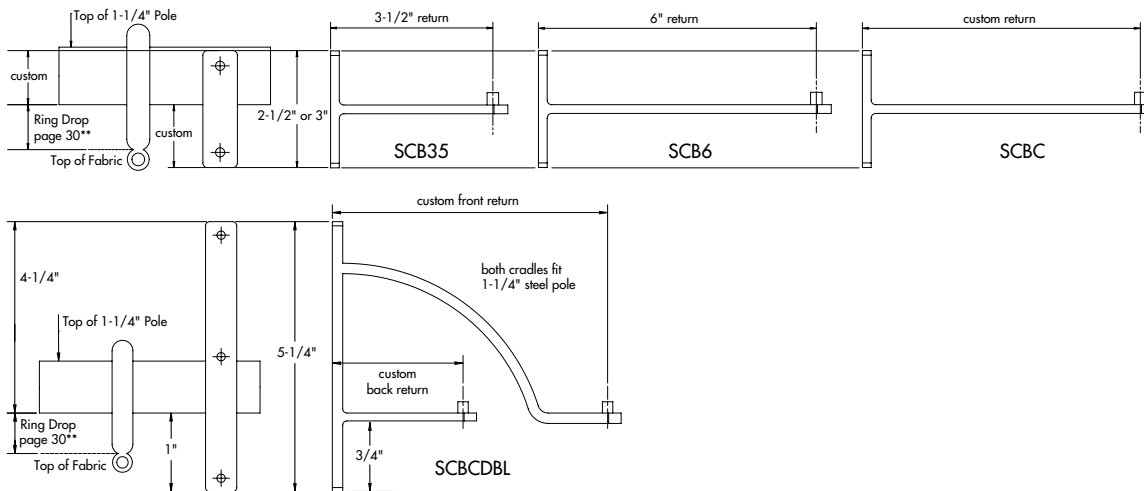


custom bypass brackets

Catalog page 36  custom steel bypass bracket, single	Catalog page 36  custom steel bypass bracket, single	Catalog page 36  custom steel bypass bracket, single	Catalog page 36  custom steel bypass bracket, double
3 1/2" return, 3/4"W x 2 1/2" or 3"L backplate Use with RR125 (1 1/4") or RD125 (1 1/4") poles and CR-SR3 or CR-SR7 c-ring. <b>SCB35</b>	6" return, 3/4"W x 2 1/2" or 3"L backplate Use with RR125 (1 1/4") or RD125 (1 1/4") poles and CR-SR3 or CR-SR7 c-ring. <b>SCB6</b>	custom return, 3/4"W x 2 1/2" or 3"L backplate Use with RR125 (1 1/4") or RD125 (1 1/4") poles and CR-SR3 or CR-SR7 c-ring. <b>SCBC</b>	double custom return, 3/4"W x 5 1/4"L backplate Use with RR125 (1 1/4") or RD125 (1 1/4") poles and CR-SR3 or CR-SR7 c-ring. <b>SCBCDBL</b>
<b>\$85.12 ea</b>	<b>\$92.11 ea</b>	<b>\$106.11 ea</b>	<b>\$141.09 ea</b>

CAUTION: Bypass Brackets do not have full cradles. Standard Brackets must be installed at each end to secure pole.

► For custom steel bracket pricing, see page 46: TBKT (T-bracket), DBL1 (double rod bracket), BL4 (ceiling mount bracket), and FBKT (single bracket).



1 1/4" diameter poles

Catalog page 38



All orders with poles will incur a \$10.00 net packaging fee per order.

Product Information



- Sold in 1 foot increments, 2 foot minimum
- Cut to specified length. Fall off will not be saved or shipped
- Connector screw available for joining two poles for no additional charge
- EZ glide tape included; no charge

Please Specify


- Item number
- Custom pole length
- Finish color
- Connector screw, if needed
- We recommend installing a support bracket at the connection
- Options, if selected (see below)

Item Number	2 FT	3 FT	4 FT	5 FT	6 FT	7 FT	8 FT	per FT
round tube Maximum continuous length: 192 inches (16')								
 <b>RR125</b>	\$58.30	\$87.45	\$116.60	\$145.75	\$174.90	\$204.05	\$233.20	\$29.15
round, heavy walled tube Maximum continuous length: 252 inches (21')								
 <b>RD125</b>	\$69.96	\$104.94	\$139.92	\$174.90	\$209.88	\$244.86	\$279.84	\$34.98

Options



 TFCFEE-SBR Bent return fee, see page 39	Minimum return determined by ring selection.	\$80.00 per return
 TFCFEE-SMR Mitered return fee, see page 39	Minimum return determined by ring selection.	\$80.00 per return
TFCFEE-ARCH Arched rod fee, see page 50		\$600.00 per bend

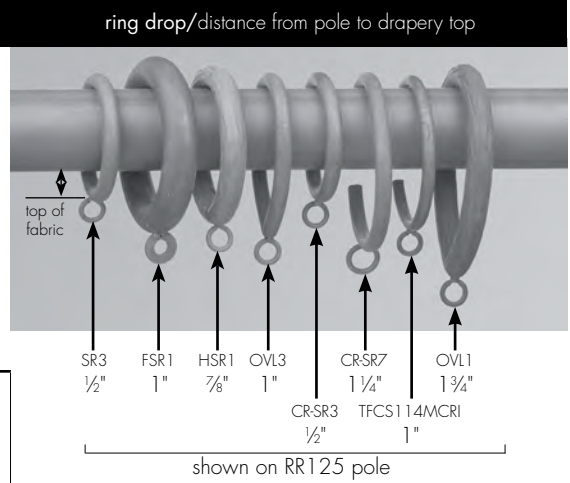
1 1/4" diameter poles \*40% OFF SRP! While Supplies Last. Prices shown reflect 40% off.




Item Number	2 FT	3 FT	4 FT	5 FT	6 FT	7 FT	8 FT	per FT
solid rope pole Maximum continuous length: 228 inches (19'). Use ring with minimum 1 3/4" ID								
 <b>SRT2</b>	\$108.44	\$162.66	\$216.88	\$271.10	\$325.32	\$379.54	\$433.76	\$54.22

# 1 1/4" steel



## 1 1/4" rings

Catalog page 37 	Catalog page 37 
smooth steel ring 1 1/2"ID, 2"OD	smooth oval steel ring 1 1/2"ID, 2"OD, 2 1/2"L
<b>SR3</b>	<b>OVL3</b>
\$11.66 ea	\$14.58 ea






Catalog page 37 	Catalog page 37 	Catalog page 37  use with bypass brackets
smooth steel c-ring 1 1/2"ID x 2"OD use with RR125 pole and SCB35, SCB6, SCBC or SCBCDBL bypass brackets	smooth steel c-ring 2 1/4"ID, 2 3/4"OD use with RR125 pole and SCB35, SCB6, SCBC or SCBCDBL bypass brackets	smooth steel c-ring 2"ID, 2 1/2"OD use with RR125 pole and TFCS114GRSBK or TFCS114GRDBK bypass brackets
<b>CR-SR3</b>	<b>CR-SR7</b>	<b>TFCS114MCRI</b>
\$11.66 ea	\$12.83 ea	\$11.66 ea

## 1 1/4" rings \*40% OFF SRP! While Supplies Last. Prices shown reflect 40% off.


Catalog page 37 	Catalog page 37 	Catalog page 37 
smooth heavy steel ring 1 3/4"ID, 2 3/4"OD	hammered steel ring 1 1/2"ID, 2 1/2"OD	hammered oval steel ring 1 1/2"ID, 2 1/2"OD, 3 1/4"L
<b>FSR1</b>	<b>HSR1</b>	<b>OVL1</b>
\$12.83 ea	\$12.83 ea	\$11.08 ea

## batons











Catalog page 38











		
steel baton, specify finish, 3/8"Dia		
<b>SBTN</b>	specify length up to 60"	\$69.96 ea
<b>SBTN60</b>	specify length over 60" up to 96"	\$104.94 ea
		
fiberglass baton, white only, 3/8"Dia		
<b>FBTN</b>	specify length up to 48"	\$58.30 ea
		
acrylic baton, clear only, 1/2"Dia		
<b>ABTN-36</b>	available in 36"	\$52.47 ea
<b>ABTN-48</b>	available in 48"	\$58.30 ea





## EZ glide tape


1/2"W
Included with pole order. Allows rings and grommets to slide effortlessly across the drapery rod without damaging the finish.
<b>no charge</b>


**1 1/2" - 1 3/4" finials**

Catalog page 41  	Catalog page 40  	Catalog page 40  	Catalog page 41  	Catalog page 41  
3 3/4" L x 3 3/8" W, 1 3/8" base <b>1340HB</b>	1/2" L x 2" W, 2" base <b>EC3</b>	1 1/2" L x 2 1/2" W, 2 3/8" base <b>FC1</b>	6 3/8" L x 3 3/8" W, 2 3/8" base <b>L651FC1</b>	8 3/4" L x 4 1/4" W, 2 3/8" base <b>L848FC1</b>
\$134.09 ea	\$92.11 ea	\$36.15 ea	\$106.11 ea	\$121.26 ea

Catalog page 40  	Catalog page 40  	Catalog page 40  	Catalog page 40  	Catalog page 41  
1/4" L x 2" W, 2" base <b>SEC-2</b>	3 1/8" L x 2 1/2" W, 2" base <b>SF-4</b>	2 1/2" L x 2 1/2" W, 2" base <b>SF63</b>	3 1/2" L x 2 1/2" W, 2 1/8" base <b>SF151</b>	5 1/8" L x 4 3/4" W, 2" base <b>SF228</b>
\$57.13 ea	\$99.11 ea	\$85.12 ea	\$106.11 ea	\$106.11 ea









Catalog page 40  	Catalog page 40  
4 3/8" L x 3 1/4" W, 2 1/4" base <b>TFCS134100</b>	2 1/4" L x 3" W, 2 1/4" base <b>TFCS134190</b>
\$120.10 ea	\$106.11 ea

Scan QR codes by each finial to download the **PRODUCT TEAR SHEET** with dimensions & information!




**1 1/2" - 1 3/4" finials \*40% OFF SRP! While Supplies Last. Prices shown reflect 40% off.**

Catalog page 41  	Catalog page 41  	Catalog page 41  	Catalog page 41  	Catalog page 41  
5" L x 4 1/2" W <b>LS385</b>	6 1/2" L x 4 1/2" W, 2 3/8" base <b>LS385FC1</b>	5 1/4" L x 3" W, 2" base <b>SF70</b>	3 3/4" L x 3" W, 2 1/8" base <b>SF90</b>	4 1/4" L x 7" W, 2" base <b>SF96</b>
\$61.80 ea	\$81.04 ea	\$57.72 ea	\$57.72 ea	\$61.80 ea


Catalog page 40  	Catalog page 40  	Catalog page 40  	Catalog page 40  
4" L x 2 1/4" W, 2" base <b>SF138</b>	3 3/8" L x 2 3/4" W, 2 1/8" base <b>SF140</b>	3 1/4" L x 2 1/2" W, 2 1/4" base <b>SF150</b>	4 3/8" L x 2 3/4" W, 2 1/8" base <b>SF192</b>
\$57.72 ea	\$57.72 ea	\$57.72 ea	\$57.72 ea

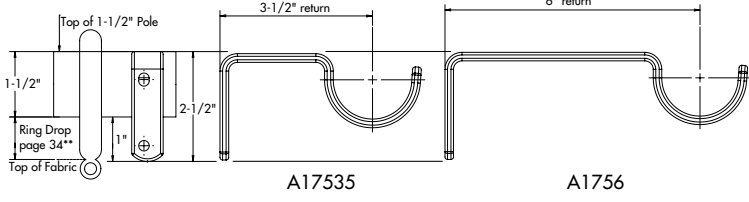
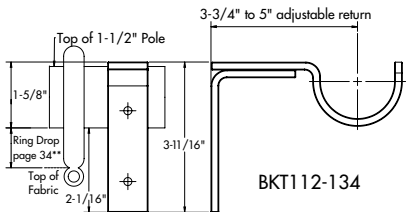
# 1 1/2"-1 3/4" steel

## 1 1/2"-1 3/4" standard brackets

 Catalog page 42
adjustable steel bracket, single
3 3/4"-5" return, 1"W x 3 1/16"L backplate
<b>BKT112-134</b>
\$50.14 ea


 Catalog page 42
steel bracket, single
3 1/2" return, 3/4"W x 2 1/2"L backplate
<b>A17535</b>
\$41.98 ea


 Catalog page 42
steel bracket, single
6" return, 3/4"W x 2 1/2"L backplate
<b>A1756</b>
\$50.14 ea



 Catalog page 42
steel bracket, single
3 1/2" return, 2 1/2"W x 1 1/2"L backplate
<b>CS17535**</b>
\$69.96 ea

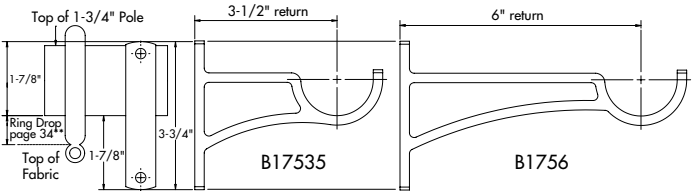
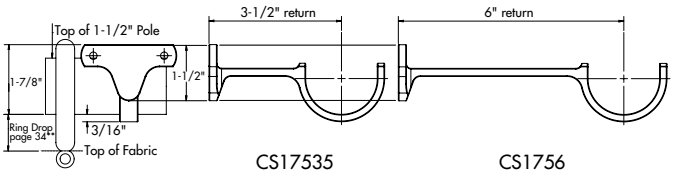
 Catalog page 42
steel bracket, single
6" return, 2 1/2"W x 1 1/2"L backplate
<b>CS1756**</b>
\$78.12 ea


 Catalog page 42
steel bracket, single
3 1/2" return, 3/4"W x 3 3/4"L backplate
<b>B17535</b>
\$78.12 ea


 Catalog page 42
steel bracket, single
6" return, 3/4"W x 3 3/4"L backplate
<b>B1756</b>
\$85.12 ea

\*\*Cannot customize.

\*\*Cannot customize.

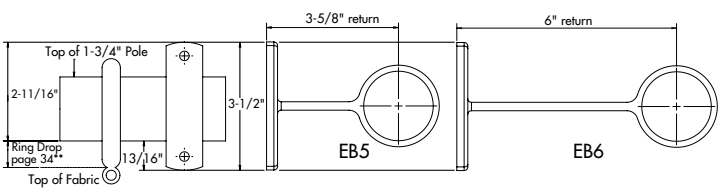


 Catalog page 42
steel eyelet bracket, single
3 5/8" return, 1"W x 3 1/2"H backplate, eyelet 1 7/8"ID
<b>EB5**</b>
\$78.12 ea

 Catalog page 42
steel eyelet bracket, single
6" return, 1"W x 3 1/2"H backplate, eyelet 1 7/8"ID
<b>EB6**</b>
\$85.12 ea

\*\*Cannot customize.


\*\*Cannot customize.



Bracket return measured from wall to center of cradle.

## 1 1/2"-1 3/4" standard brackets

Catalog page 42



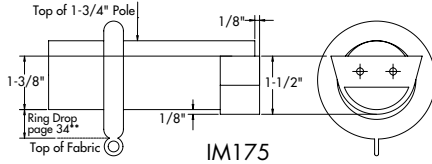
1 3/4" steel inside mount brackets

1 1/2"H x 2 3/8"W backplate,  
3/4"Deep, 1/8" thick backplate per  
bracket


**IM175**

**\$113.10 pair**

drop is measured from ceiling to  
bottom of pole



Catalog page 42

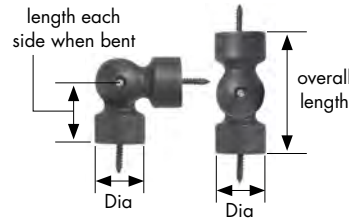


1 3/4" hinged elbow

1 3/4"Dia, 3" overall length,  
2 1/2"L each side when bent


**SELB**

**\$69.96 ea**



## custom bypass brackets

Catalog page 42



steel custom bypass bracket,  
single


3 1/2" return,  
3/4"W backplate x 2 1/2" or 3"L

Use with RD175 or RR175  
(1 3/4") poles and CR-SR12 c-ring.

**SCB35**

**\$85.12 ea**

Catalog page 42



steel custom bypass bracket,  
single


6" return,  
3/4"W backplate x 2 1/2" or 3"L

Use with RD175 or RR175 (1 3/4")  
poles and CR-SR12 c-ring.

**SCB6**

**\$92.11 ea**

Catalog page 42



steel custom bypass bracket,  
single


custom return,  
3/4"W backplate x 2 1/2" or 3"L

Use with RD175 or RR175  
(1 3/4") poles and CR-SR12 c-ring.

**SCBC**

**\$106.11 ea**

Catalog page 42



steel custom bypass bracket,  
double

double custom return,  
3/4"W backplate x 5 1/4"L

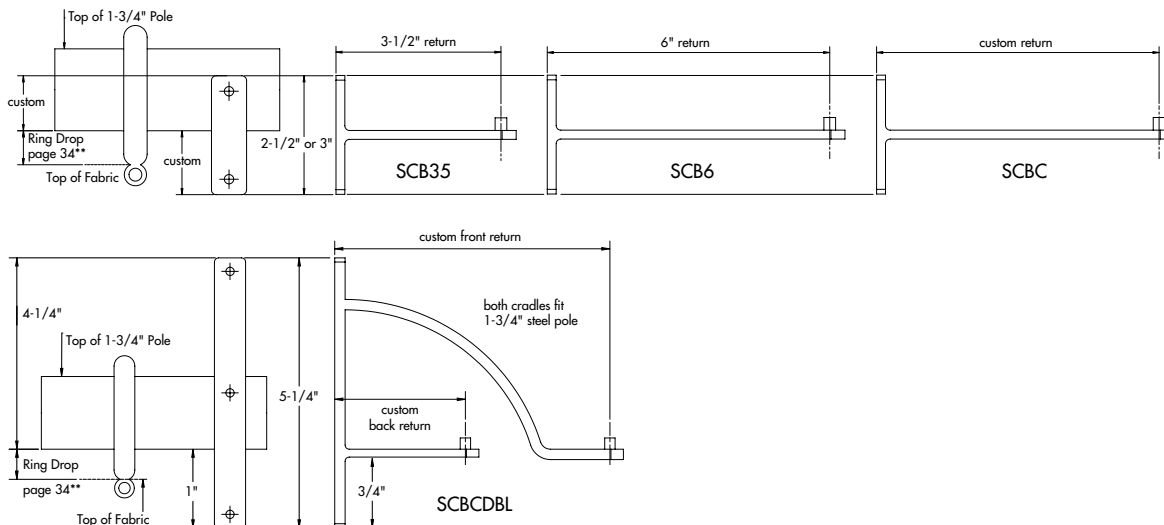
Use with RD175 or RR175 (1 3/4")  
poles and CR-SR12 c-ring.

**SCBCDBL**

**\$141.09 ea**

CAUTION: Bypass Brackets do not have full cradles. Standard Brackets must be installed at each end to secure pole.

► For custom steel bracket pricing, see page 46: TBKT (T-bracket), DBL1 (double rod bracket), BL4 (ceiling mount bracket), and FBKT (single bracket).



Bracket return measured from wall to center of cradle.

# 1 1/2"-1 3/4" steel

## 1 1/2"-1 3/4" diameter poles

Catalog page 44




All orders with poles will incur a \$10.00 net packaging fee per order.

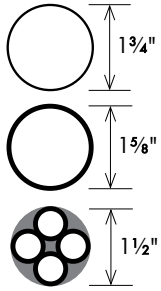
### Product Information

- Sold in 1 foot increments, 2 foot minimum
- Cut to specified length. Fall off will not be saved or shipped
- Connector screw available for joining two poles for no additional charge
- EZ glide tape included; no charge



### Please Specify

- Item number
  - Custom pole length
  - Finish color
  - Connector screw, if needed
- We recommend installing a support bracket at the connection*
- Options, if selected (see below)




Item Number	2 FT	3 FT	4 FT	5 FT	6 FT	7 FT	8 FT	per FT
1 3/4" round tube Maximum continuous length: 192 inches (16')								
 <b>RR175</b>	\$69.96	\$104.94	\$139.92	\$174.90	\$209.88	\$244.86	\$279.84	\$34.98
1 5/8" round tube, heavy walled Maximum continuous length: 288 inches (24')								
 <b>RD175</b>	\$83.96	\$125.94	\$167.92	\$209.90	\$251.88	\$293.86	\$335.84	\$41.98
1 1/2" twisted tube Maximum continuous length: 216 inches (18') use with steel c-ring minimum 2"ID								
 <b>TRT</b>	\$282.18	\$423.27	\$564.36	\$705.45	\$846.54	\$987.63	\$1,128.72	\$141.09



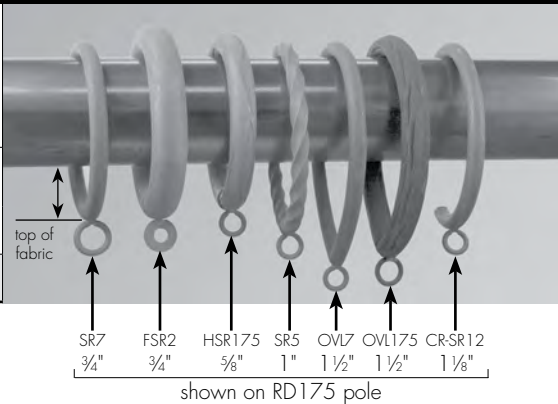
### Options


 TFCFEE-SBR Bent return fee, see page 39	Minimum return determined by ring selection.	\$80.00 per return
 TFCFEE-SMR Mitered return fee, see page 39	Minimum return determined by ring selection.	\$80.00 per return
TFCFEE-ARCH Arched rod fee, see page 50		\$600.00 per bend

## 1 1/2"-1 3/4" rings


Catalog page 43 	Catalog page 43 	Catalog page 43 
smooth steel ring 2 1/4"ID, 2 3/4"OD	twisted steel ring 2 5/8"ID, 3"OD	smooth oval steel ring 2 1/4"ID, 2 3/4"OD, 3 1/2"L
<b>SR7</b>	<b>SR5</b>	<b>OVL7</b>
\$12.83 ea	\$12.83 ea	\$16.32 ea

ring drop/distance from pole to drapery top:







Catalog page 43 	use with bypass brackets
smooth steel c-ring 2 5/8"ID, 3"OD, use with RR175 or RD175 poles and SCB35, SCB6, SCBC or SCBCDBL brackets	
<b>CR-SR12</b>	
\$12.83 ea	

## 1 1/2"-1 3/4" rings \*40% OFF SRP! While Supplies Last. Prices shown reflect 40% off.

Catalog page 43 	Catalog page 43 	Catalog page 43 
smooth heavy steel ring 2"ID, 3"OD	hammered steel ring 2"ID, 2 3/4"OD	hammered oval steel ring 2"ID, 2 3/4"OD, 3 1/2"L
<b>FSR2</b>	<b>HSR175</b>	<b>OVL175</b>
\$13.41 ea	\$13.41 ea	\$11.66 ea

# 1 1/2" - 1 3/4" steel

batons		Catalog page 44
 <p>steel baton, specify finish, 3/8"Dia</p>		
<b>SBTN</b>	specify length up to 60"	\$69.96 ea
<b>SBTN60</b>	specify length over 60" up to 96"	\$104.94 ea
 <p>fiberglass baton, white only, 3/8"Dia</p>		
<b>FBTN</b>	specify length up to 48"	\$58.30 ea
 <p>acrylic baton, clear only, 1/2"Dia</p>		
<b>ABTN-36</b>	available in 36"	\$52.47 ea
<b>ABTN-48</b>	available in 48"	\$58.30 ea

EZ glide tape

1/2"W
Included with pole order. Allows rings and grommets to slide effortlessly across the drapery rod without damaging the finish.
no charge

# outdoor hardware

The Outdoor Hardware Collection includes steel finials, poles, brackets and rings.

Tested for outdoor use and guaranteed against:

- UV exposure
- Humidity
- Sea spray

5 Custom finishes available on all Outdoor Hardware products with protective high gloss, weather resistant topcoat.

- 450-OH Aluminum Gloss
- 440-OH Soft Gold Gloss
- 103-OH Satin Black Gloss
- 105-OH Bronze Gloss
- 270-OH Mahogany Rust Gloss



**Note:** Each order will include 2 oz. of finish and protective topcoat for periodic maintenance.

Items with welds are not covered under the Outdoor Hardware Limited Warranty.

## Outdoor Hardware Limited Warranty

All Outdoor Hardware is guaranteed to be free of manufacturing defects and is covered under our Manufacturers Limited Warranty. The product is guaranteed not to rust and the finish not to fade for 5 years if the product is maintained according to the "Product Care" information. In the event of rusting or fading, photography may be requested for finalization of claims on a case-by-case basis.






## Outdoor Hardware Product Care




Unlike indoor drapery hardware, outdoor hardware requires periodic maintenance. It is important that any damages or finish abrasion be repaired immediately. Any scratches incurred during installation must be repaired at that time. Stainless steel mounting hardware is recommended, but not included. Each order will include 2 oz. of finish and protective topcoat for periodic maintenance.

In addition, twice a year, it is important to clean and inspect the outdoor hardware for scratches or wear patterns that could expose the metal and result in rusting. This is very important for treatments with rings. If such areas are discovered, apply the paint finish sent with the order. When dry, apply the clear protective topcoat also provided.

**please note:** allow 10-15 business days for production of Outdoor Hardware Collection. Professional installation recommended due to weight of steel products. Brackets recommended every 3 feet. Splicing not recommended for steel rods.

### outdoor steel finials


 Catalog page 47	 Catalog page 47	 Catalog page 47	 Catalog page 47	 Catalog page 47
3½"L x 2¾"W, 1¾" base for 1" and 1¼" poles	1½"L x 2½"W, 2" base for 1" and 1¼" poles	7½"L x 4¼"W, 1" base for ¾" and 1" poles	8¾"L x 4¼"W, 2¾" base for ¾" poles	¼"L x 2"W, 2" base for 1¼" and 1¾" poles
<b>4519C-OH</b>	<b>EC135-OH</b>	<b>L848-OH</b>	<b>L848FC1-OH</b>	<b>SEC2-OH</b>
\$93.28 ea	\$76.37 ea	\$102.03 ea	\$144.00 ea	\$68.21 ea

 Catalog page 47	 Catalog page 47	 Catalog page 47
¼"L x 1½"W, 1½" base for ¾", 1" and 1¼" poles	2½"L x 2½"W, 2" base for 1¼" and 1¾" poles	3½"L x 2½"W, 2¾" base for 1¾" poles
<b>SEC125-OH</b>	<b>SF63-OH</b>	<b>SF151-OH</b>
\$59.47 ea	\$102.03 ea	\$127.09 ea

Scan QR codes by each finial to download the Product Tear Sheet!





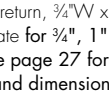
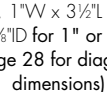
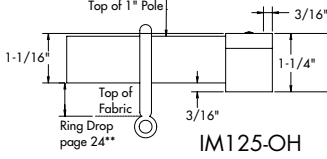
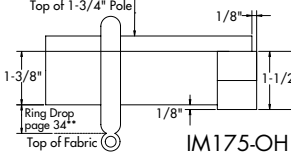
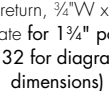
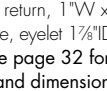
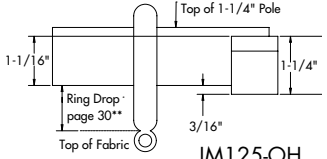
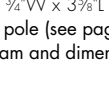
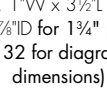


### outdoor steel finials \*40% OFF SRP! While Supplies Last. Prices shown reflect 40% off.

 Catalog page 47
5"L x 4½"W for 1¼" and 1¾" poles
<b>LS385-OH</b>
\$74.04 ea







## outdoor steel brackets Brackets are recommended every 3 feet.


 Catalog page 48 steel bracket, single 3 1/2" return, 3/4"W x 3 3/4"L backplate for 3/4", 1" or 1 1/4" pole (see page 27 for diagram and dimensions) <b>L235-OH</b> \$85.12 ea	 Catalog page 48 steel eyelet bracket, single 3 1/2" return, 1"W x 3 1/2"L backplate, eyelet 1 7/8"ID for 1" or 1 1/4" pole (see page 28 for diagram and dimensions) <b>EB3-OH</b> \$85.12 ea	 Catalog page 48 steel inside mount brackets 1 1/2"H x 1 3/8"W backplate, 3/4"Deep, 1/8" thick backplate per bracket for 1" or 1 1/4" pole <b>IM125-OH</b> \$118.93 pair	 Catalog page 48 steel inside mount brackets 1 1/2"H x 2 3/8"L backplate, 3/4"Deep, 1/8" thick backplate per bracket, for 1 3/4" pole <b>IM175-OH</b> \$135.84 pair
 6 1/8" return, 3/4"W x 3 3/4"L backplate for 3/4", 1" or 1 1/4" pole (see page 27 for diagram and dimensions) <b>L26-OH</b> \$93.28 ea	 6" return, 1"W x 3 1/2"L backplate, eyelet 1 7/8"ID for 1" or 1 1/4" pole (see page 28 for diagram and dimensions) <b>EB4-OH</b> \$93.28 ea	 IM125-OH	 IM175-OH
 3 1/2" return, 3/4"W x 3 3/4"L backplate for 1 3/4" pole (see page 32 for diagram and dimensions) <b>B17535-OH</b> \$93.28 ea	 3 1/2" return, 1"W x 3 1/2"L backplate, eyelet 1 7/8"ID for 1 3/4" pole (see page 32 for diagram and dimensions) <b>EB5-OH</b> \$93.28 ea	 IM125-OH	
 6" return, 3/4"W x 3 3/4"L backplate for 1 3/4" pole (see page 32 for diagram and dimensions) <b>B1756-OH</b> \$102.03 ea	 6" return, 1"W x 3 1/2"L backplate, eyelet 1 7/8"ID for 1 3/4" pole (see page 32 for diagram and dimensions) <b>EB6-OH</b> \$102.03 ea		

Customized brackets not covered under the Outdoor Hardware Limited Warranty. Bracket return measured from wall to center of cradle.


## outdoor metal rosettes **\*40% OFF SRP! While Supplies Last. Prices shown reflect 40% off.**

 Catalog page 47 3"Dia, steel <b>R16-OH</b> \$41.98 ea	 Catalog page 47 5 1/2"Dia, brass <b>R101-OH</b> \$55.97 ea	 Catalog page 47 steel tieback post for rosettes bottom base: 1 3/4"Dia 2 1/2" projection <b>NBL2-OH</b> \$18.66 ea	 Catalog page 47 steel tieback post for rosettes bottom base: 1 3/4"Dia 3 1/2" projection <b>NBL4-OH</b> \$18.66 ea	 Catalog page 47 steel tieback post for rosettes bottom base: 1 3/4"Dia 6" projection <b>NBL6-OH</b> \$18.66 ea
---	--	--	--	--

## outdoor steel tiebacks

 Catalog page 48 standard tieback 4 1/2"L x 1 1/4" projection <b>TTBH1-OH</b> \$76.37 ea
--

## outdoor steel tiebacks **\*40% OFF SRP! While Supplies Last. Prices shown reflect 40% off.**

 Catalog page 48 standard tieback 3 1/2"L x 1 1/4" projection <b>TTBH2-OH</b> \$51.30 ea
--

# outdoor hardware

## outdoor steel poles

Catalog page 48




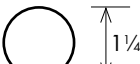

All orders with poles will incur a \$10.00 net packaging fee per order.

### Product Information

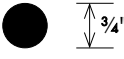
- Sold in 1 foot increments, 2 foot minimum
- Cut to specified length. Fall off will not be saved or shipped
- Connector screw available for joining two poles for no additional charge

### Please Specify





- Item number
- Custom pole length
- High gloss finish, available in 105-OH Bronze Gloss, 103-OH Satin Black Gloss, 270-OH Mahogany Rust Gloss, 440-OH Soft Gold Gloss, or 450-OH Aluminum Gloss
- Connector screw, if needed. We recommend installing a support bracket at the connection

	Item Number	2 FT	3 FT	4 FT	5 FT	6 FT	7 FT	8 FT	per FT
	1" single twist solid steel pole Maximum continuous length: 228 inches (19')								
	ST2-OH	\$118.94	\$178.41	\$237.88	\$297.35	\$356.82	\$416.29	\$475.76	\$59.47
	1" double twist solid steel pole Maximum continuous length: 228 inches (19')								
	ST3-OH	\$136.42	\$204.63	\$272.84	\$341.05	\$409.26	\$477.47	\$545.68	\$68.21
	1" round steel tube Maximum continuous length: 192 inches (16')								
	RR100-OH	\$61.80	\$92.70	\$123.60	\$154.50	\$185.40	\$216.30	\$247.20	\$30.90
	1 1/4" round steel tube Maximum continuous length: 192 inches (16')								
	RR125-OH	\$68.80	\$103.20	\$137.60	\$172.00	\$206.40	\$240.80	\$275.20	\$34.40
	1 3/4" round steel tube Maximum continuous length: 192 inches (16')								
	RR175-OH	\$85.12	\$127.68	\$170.24	\$212.80	\$255.36	\$297.92	\$340.48	\$42.56

## outdoor steel poles \*40% OFF SRP! While Supplies Last. Prices shown reflect 40% off.

	3/4" hammered solid steel pole Maximum continuous length: 115 inches (9' 7")								
	75HSRB-OH	\$90.94	\$136.41	\$181.88	\$227.35	\$272.82	\$318.29	\$363.76	\$45.47

## outdoor steel rings

 Catalog page 48	 Catalog page 48	 Catalog page 48	 Catalog page 48
smooth steel ring	smooth steel ring	smooth steel ring	twisted steel ring
1"ID, 1 1/2"OD for 3/4" pole (see page 20 for ring drop diagram and dimensions)	1 1/2"ID, 2"OD for 1" or 1 1/4" pole (see page 24 or 30 for ring drop diagrams and dimensions)	2 1/4"ID, 2 3/4"OD for 1 3/4" pole (see page 34 for ring drop diagram and dimensions)	2 3/8"ID, 3"OD for 1", 1 1/4" or 1 3/4" pole (see page 24, 30 or 34 for ring drop diagrams and dimensions)
SR1-OH	SR3-OH	SR7-OH	SR5-OH
\$12.24 ea	\$13.99 ea	\$15.74 ea	\$15.74 ea

## outdoor steel rings \*40% OFF SRP! While Supplies Last. Prices shown reflect 40% off.

 Catalog page 48	 Catalog page 48	 Catalog page 48	 Catalog page 48
hammered steel ring	hammered steel ring	hammered oval steel ring	hammered oval steel ring
1 3/4"ID, 2 1/2"OD for 1" or 1 1/4" pole (see page 24 or 30 for ring drop diagrams and dimensions)	2"ID, 2 3/4"OD for 1 3/4" pole (see page 34 for ring drop diagram and dimensions)	1 3/4"ID, 2 1/2"OD for 1" or 1 1/4" pole (see page 24 or 30 for ring drop diagrams and dimensions)	2"ID, 2 3/4"OD for 1 3/4" pole (see page 34 for ring drop diagram and dimensions)
HSR1-OH	HSR175-OH	OVL1-OH	OVL175-OH
\$15.16 ea	\$15.74 ea	\$13.41 ea	\$13.99 ea

Please note: rings may abrade protective outdoor finish with frequent use. Please see Product Care for maintenance recommendations.

Bent and mitered return fees are charged per return. Double pole treatments are also available with bent or mitered returns.

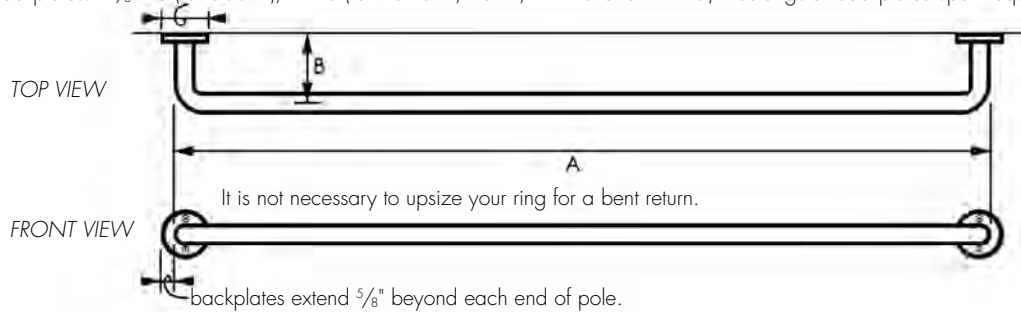
## steel pole bent returns

Catalog page 50

### TFCFEE-SBR steel pole bent returns - up to 8" returns

\$80.00 per return

Rectangular backplates: 3"L x 1 1/2"W (for 1SQ). Round backplates upon request.  
 Round backplates: 1 3/8"Dia (for 50SRB), 2"Dia (for 75HSRB, 75RD, RD125 and RD175). Rectangular backplates upon request.



#### Product Information

- Available on steel poles: 50SRB, 75HSRB, 75RD, 1SQ, RD125, RD175
- Sold in one foot increments, 2 foot minimum
- Cut to specified length. Fall off will not be saved or shipped
- Round Backplates: 1 3/8"Dia (for 50SRB), 2"Dia (for 75HSRB, 75RD, RD125, RD175). Rectangular backplates upon request
- Rectangular Backplates: 3"L x 1 1/2"W (for 1SQ). Round backplates upon request.
- Bent Return fees are charged per return; returns over 8" incur an additional charge. TFCFEE-CBKT: \$25.00 per return

#### Please Specify

- Length of pole from outer return edge to outer return edge
- Return (distance from wall to center pole)
- Pole item number
- Finish color
- Projection or support bracket being used


## steel pole mitered returns

Catalog page 52

### TFCFEE-SMR steel pole mitered returns - up to 8" returns

\$80.00 per return

Rectangular Backplates: 3"L x 1 1/2"W (for 50SRB, 75HSRB and 75RD, 1SQ, RR100, ST2, ST3, SRT1, SHT1, RR125, RD125, SRT2, and RR125) and 3 1/2"L x 2"W (for RR175 and TRT). Round backplates upon request.



#### Product Information

- Sold in one foot increments, 2 foot minimum
- Cut to specified length; fall off will not be saved or shipped
- Rectangular Backplates: 3"L x 1 1/2"W (for 50SRB, SRH75, 75HSRB, 75RD, 1SQ, RR100, ST2, ST3, SRT1, SHT1, RR125, RD125, ST2 and RR125, RR175 and RD175) and 3 1/2"L x 2"W (for RD175 and TRT). Round backplates upon request
- Round Backplates: 1 3/8"Dia (for 1/2" pole), 2"Dia (for 3/4", 1" and 1 1/4" poles) and 3"Dia (for 1 3/4" pole)
- Ring inner diameter must be large enough to clear the pole miter, if used. See Ring Chart
- Mitered Return fees are charged per return; returns over 8" incur an additional charge. TFCFEE-CBKT: \$25.00 per return

#### Please Specify

- Length of pole from outer return edge to outer return edge
- Return (distance from wall to center pole)
- Pole item number
- Finish color
- Projection or support bracket being used

#### mitered returns – ring inner diameter chart



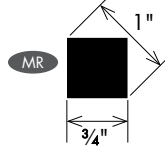



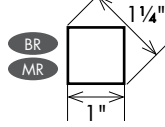






Mitered Pole Diameter	Ring Inner Diameter (minimum)
1/2"	7/8"
3/4"	1 1/8"
1"	1 1/2"
1 1/4"	1 7/8"
1 3/8"	2"
1 1/2"	2 1/4"
1 5/8"	2 3/8"
1 3/4"	2 5/8"
1 7/8"	2 3/4"
2"	3 1/4"
2 1/4"	3 3/8"
3"	4 3/8"

# custom pole returns


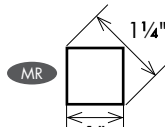

## steel poles

Catalog pages 50, 52 & 53

All orders with poles with bent or mitered returns will incur a \$25.00 net packaging fee per order.


	Item Number	2 FT	3 FT	4 FT	5 FT	6 FT	7 FT	8 FT	per FT
	1/2" round solid pole Maximum continuous length: 240" (20')								
	50SRB	\$65.30	\$97.95	\$130.60	\$163.25	\$195.90	\$228.55	\$261.20	\$32.65
	3/4" round solid pole Maximum continuous length: 192" (16')								
	75RD	\$67.62	\$101.43	\$135.24	\$169.05	\$202.86	\$236.67	\$270.48	\$33.81
	3/4" hammered solid square pole Maximum continuous length: 228" (19')								
	SRH75	\$170.24	\$255.36	\$340.48	\$425.60	\$510.72	\$595.84	\$680.96	\$85.12
	1" single twist solid pole Maximum continuous length: 228" (19')								
	ST2	\$97.94	\$146.91	\$195.88	\$244.85	\$293.82	\$342.79	\$391.76	\$48.97
	1" double twist solid pole Maximum continuous length: 228" (19')								
	ST3	\$111.94	\$167.91	\$223.88	\$279.85	\$335.82	\$391.79	\$447.76	\$55.97
	1" round tube Maximum continuous length: 192" (16')								
	RR100	\$51.30	\$76.95	\$102.60	\$128.25	\$153.90	\$179.55	\$205.20	\$25.65
	1" square tube Maximum continuous length: 288" (24') Use with L125-SQ or L135-SQ brackets and SQRG1 rings.								
	1SQ	\$58.30	\$87.45	\$116.60	\$145.75	\$174.90	\$204.05	\$233.20	\$29.15
	1" solid rope twist pole Maximum continuous length: 228" (19')								
	SRT1	\$139.92	\$209.88	\$279.84	\$349.80	\$419.76	\$489.72	\$559.68	\$69.96
	1 1/8" round, heavy walled tube Maximum continuous length: 252" (21')								
	RD125	\$69.96	\$104.94	\$139.92	\$174.90	\$209.88	\$244.86	\$279.84	\$34.98
	1 1/4" round tube Maximum continuous length: 192" (16')								
	RR125	\$58.30	\$87.45	\$116.60	\$145.75	\$174.90	\$204.05	\$233.20	\$29.15
	1 1/2" twisted tube Maximum continuous length: 216" (18')								
	TRT	\$282.18	\$423.27	\$564.36	\$705.45	\$846.54	\$987.63	\$1,128.72	\$141.09
	1 5/8" round tube, heavy walled Maximum continuous length: 288" (24')								
	RD175	\$83.96	\$125.94	\$167.92	\$209.90	\$251.88	\$293.86	\$335.84	\$41.98
	1 3/4" round tube Maximum continuous length: 192" (16')								
	RR175	\$69.96	\$104.94	\$139.92	\$174.90	\$209.88	\$244.86	\$279.84	\$34.98

**steel poles \*40% OFF SRP! While Supplies Last. Prices shown reflect 40% off.**

	Item Number	2 FT	3 FT	4 FT	5 FT	6 FT	7 FT	8 FT	per FT
	3/4" hammered solid round pole Maximum continuous length: 115" (9' 7")								
	75HSRB	\$76.96	\$115.44	\$153.92	\$192.40	\$230.88	\$269.36	\$307.84	\$38.48
	1" square hammered tube Maximum continuous length: 228" (19') Use with L125-SQ or L135-SQ brackets and SQRG1 rings.								
	SHT1	\$36.14	\$54.21	\$72.28	\$90.35	\$108.42	\$126.49	\$144.56	\$18.07
	1 1/4" solid rope twist pole Maximum continuous length: 228" (19')								
	SRT2	\$108.44	\$162.66	\$216.88	\$271.10	\$325.32	\$379.54	\$433.76	\$54.22

## standard brackets

Catalog page 51



adjustable steel bracket, single

2 1/16" - 3 7/8" return,  
1/2"W x 2 3/16"L backplate  
1/2" use with 50SRB pole

**BKT050-1**

\$41.98 ea

Catalog page 51




adjustable steel bracket, single

3 1/2" - 5" return,  
1"W x 3 3/16"L backplate  
3/4" & 1" use with 75HSRB, 75RD,  
RR100, SRT1, ST2 or ST3 pole

**BKT075-100**

\$41.98 ea

Catalog page 51




adjustable steel bracket, single

3 1/2" - 5" return,  
1"W x 3 3/16"L backplate  
1 1/4" use with RR125, RD125 or  
SRT2 pole

**BKT118-138**

\$57.13 ea

Catalog page 51

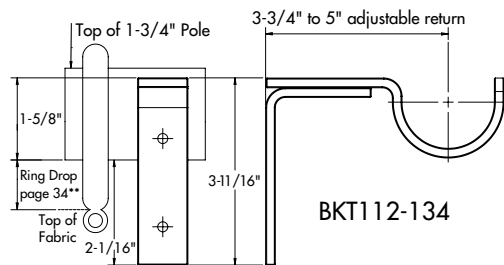
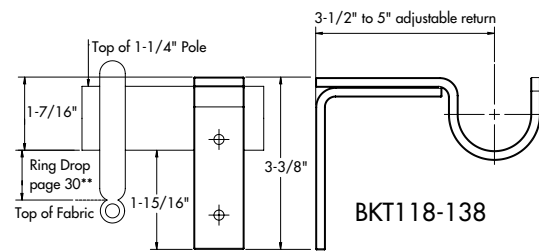
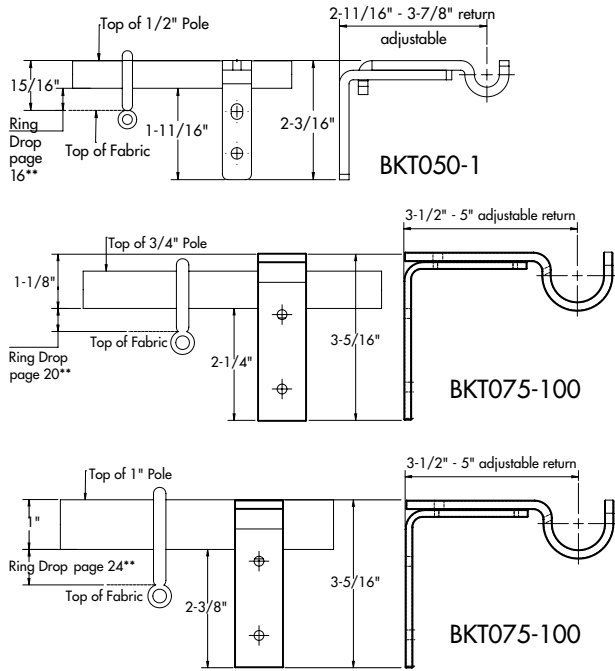


adjustable steel bracket, single

3 3/4" - 5" return,  
1"W x 3 1/16"L backplate  
1 3/4" use with RR175, RD175 or  
TRT pole

**BKT112-134**

\$50.14 ea



Catalog page 51



steel bracket, single

3 3/8" return,  
3/4"W x 2 1/2"L backplate  
3/4", 1" use with 75HSRB, 75RD,  
RR100, SRT1, ST2 or ST3 pole

**L135100**

\$34.98 ea

Catalog page 51




steel bracket, single

3 3/4" return,  
3/4"W x 2 1/2"L backplate  
1 1/4" use with RR125, RD125 or  
SRT2 pole

**L135**

\$34.98 ea

Catalog page 51

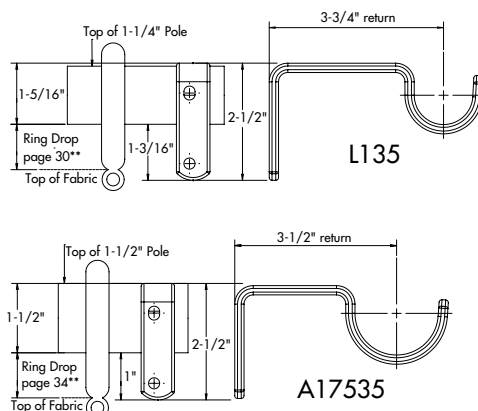
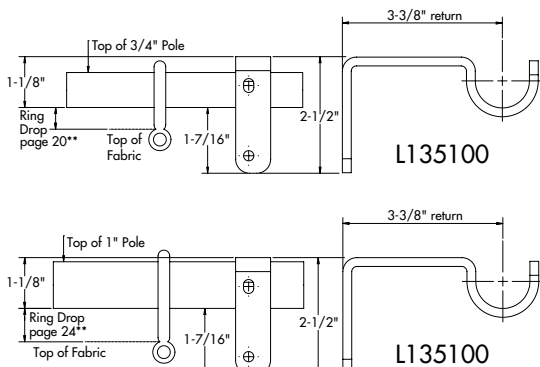


steel bracket, single

3 1/2" return,  
3/4"W x 2 1/2"L backplate  
1 3/4" use with RR175, RD175 or  
TRT pole

**A17535**




\$41.98 ea

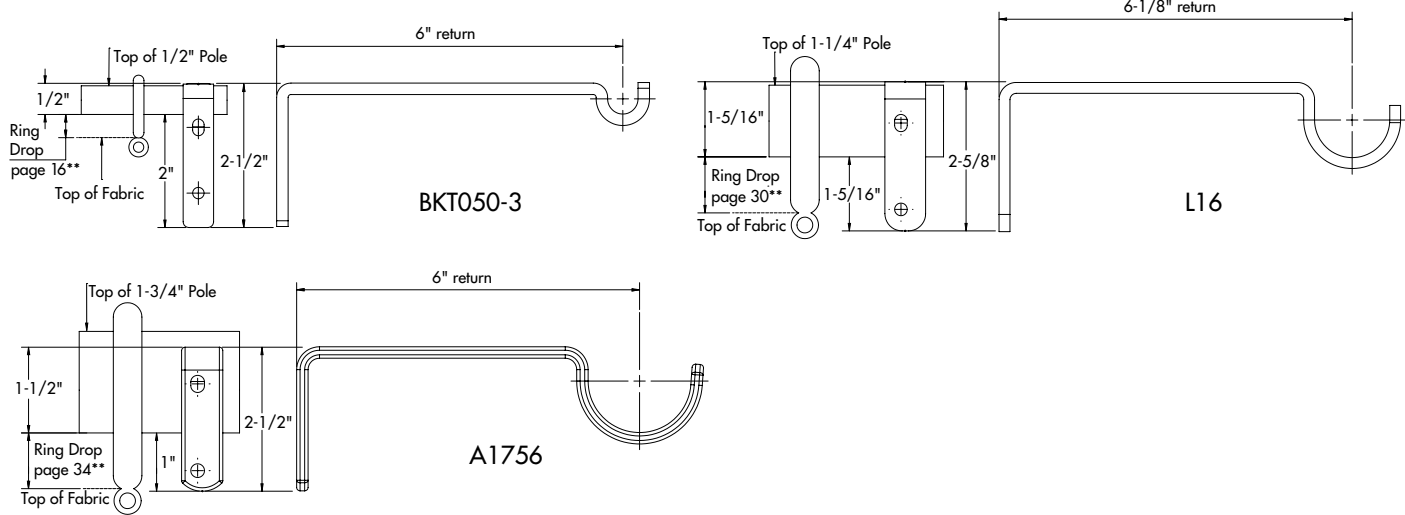


Bracket return measured from wall to center of cradle.

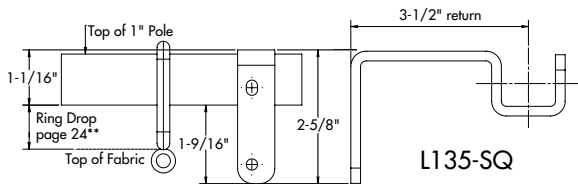
# custom pole returns



## standard brackets

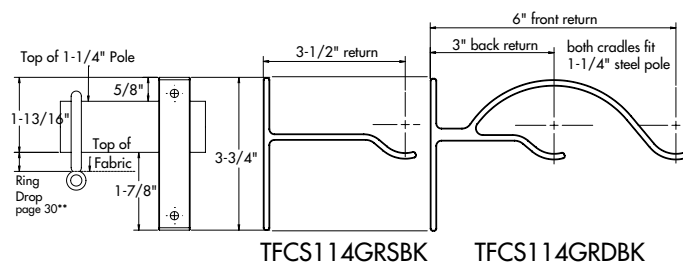
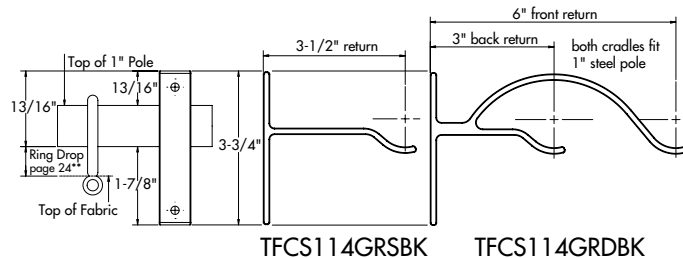
 <p>Catalog page 51</p> <p>steel bracket, single</p>	 <p>Catalog page 51</p> <p>steel bracket, single</p>	 <p>Catalog page 51</p> <p>steel bracket, single</p>
<p>6" return, 1/2"W x 2 1/2"L backplate 1/2" use with 50SRB pole</p> <p><b>BKT050-3</b></p> <p><b>\$41.98 ea</b></p>	<p>6 1/8" return, 3/4"W x 2 5/8"L backplate 1 1/4" use with RR100, RR125, RD125 or SRT2 pole</p> <p><b>L16</b></p> <p><b>\$41.98 ea</b></p>	<p>6" return, 3/4"W x 2 1/2"L backplate 1 3/4" use with RR175, RD175 or TRT pole</p> <p><b>A1756</b></p> <p><b>\$50.14 ea</b></p>



 <p>Catalog page 51</p> <p>steel square bracket, single</p>
<p>3 1/2" return, 3/4"W x 2 5/8"L backplate 3/4", 1" use with SRH75, 1SQ or SHT1 pole</p> <p><b>L135-SQ</b></p> <p><b>\$50.14 ea</b></p>







 <p>Catalog page 51</p> <p>steel bypass bracket, single</p>	 <p>Catalog page 51</p> <p>steel bypass bracket, double</p>
<p>3 1/2" return, 3/4"W x 3 3/4"L backplate 1", 1 1/4" use with RR100 or RR125 pole</p> <p><b>TFCS114GRSBK</b></p> <p><b>\$58.30 ea</b></p>	<p>6" front and 3" back return, 3/4"W x 3 3/4"L backplate 1", 1 1/4" use with RR100 or RR125 pole</p> <p><b>TFCS114GRDBK</b></p> <p><b>\$69.96 ea</b></p>



Bracket return measured from wall to center of cradle.





## custom brackets

 Catalog page 53	 Catalog page 53	 Catalog page 53	 Catalog page 53
steel custom bypass bracket, single	steel custom bypass bracket, single	steel custom bypass bracket, single	steel custom bypass bracket, double
3½" return, ¾" backplate x 2½" or 3"H Use with 75RD, RR100, RR125, RD125, RR175 or RD175 poles (see page 19, 23, 29 or 33 for diagrams and dimensions)	6" return, ¾" backplate x 2½" or 3"H Use with 75RD, RR100, RR125, RD125, RR175 or RD175 poles (see page 19, 23, 29 or 33 for diagrams and dimensions)	custom return, ¾" backplate x 2½" or 3"H Use with 75RD, RR100, RR125, RD125, RR175 or RD175 poles (see page 19, 23, 29 or 33 for diagrams and dimensions)	double custom return, ¾" backplate x 5¼"H Use with 75RD, RR100, RR125, RD125, RR175 or RD175 poles (see page 19, 23, 29 or 33 for diagrams and dimensions)
<b>SCB35*</b>	<b>SCB6*</b>	<b>SCBC*</b>	<b>SCBCDBL*</b>
\$85.12 ea	\$92.11 ea	\$106.11 ea	\$141.09 ea

Customized brackets not covered under the Outdoor Hardware Limited Warranty. Bracket return measured from wall to center of cradle.

CAUTION: Bypass Brackets do not have full cradles. Standard Brackets must be installed at each end to secure pole.

## standard rings

 Catalog page 51	 Catalog page 51	 Catalog page 51	 Catalog page 53
smooth steel ring ¾"ID, 1½"OD ½" use with 50SRB (see page 16 for ring drop diagram and dimensions)	smooth square steel ring 1½"ID, 2½"OD ¾" use with 1SQ, SRH75 or SHT1 pole (see page 20 for ring drop diagram and dimensions)	smooth steel c-ring 1½"ID, 2"OD use with RR100 pole and TFCS114GRSBK or TFCS114GRDBK bypass brackets (see page 24 or 30 for ring drop diagram and dimensions)	smooth steel c-ring 1½"ID, 1¾"OD ¾" use with 75RD pole (see page 20 for ring drop diagram and dimensions)
<b>SR05</b>	<b>SQRG1</b>	<b>TFCS100SCRI</b>	<b>CR-SR75</b>
\$8.75 ea	\$14.58 ea	\$11.66 ea	\$9.91 ea
smooth steel ring 1"ID, 1½"OD ¾" use with 75HSRB, 75RD (see page 20 for ring drop diagram and dimensions)		smooth steel c-ring 2"ID, 2¾"OD 1", 1½" use with RR125 pole and TFCS114GRSBK or TFCS114GRDBK bypass brackets (see page 24 or 30 for ring drop diagram and dimensions)	smooth steel c-ring 1½"ID, 2"OD 1", 1½" use with RR100 or RD125 pole (see page 24 or 30 for ring drop diagram and dimensions)
<b>SR1</b>		<b>TFCS114MCRI</b>	<b>CR-SR3</b>
\$9.91 ea		\$11.66 ea	\$11.66 ea
smooth steel ring 1½"ID, 2"OD 1", 1½" use with RR100, SRT1, ST2, ST3, RR125, RD125 or SRT2 pole (see page 24 or 30 for ring drop diagram and dimensions)			smooth steel c-ring 2¼"ID, 2¾"OD 1½" use with RR125 (see page 30 for ring drop diagram and dimensions)
<b>SR3</b>			<b>CR-SR7</b>
\$11.66 ea			\$12.83 ea
smooth steel ring 2½"ID, 2¾"OD 1¾" use with RR175 or RD175 or TRT pole (see page 34 for ring drop diagram and dimensions)			smooth steel c-ring 2¾"ID, 3"OD 1¾" use with RR175 or RD175 pole (see page 34 for ring drop diagram and dimensions)
<b>SR7</b>			<b>CR-SR12</b>
\$12.83 ea			\$12.83 ea

**standard rings**  
**\*40% OFF SRP!**  
**While Supplies**  
**Last. Prices**  
**shown reflect**  
**40% off.**

Catalog page 51



smooth heavy steel ring  
1¾"ID, 2¾"OD  
1", 1½" use with RR100, SRT1,  
ST2, ST3, RR125, RD125 or  
SRT2 pole  
(see page 24 or 30 for ring  
drop diagram and dimensions)

**FSR1**

\$12.83 ea

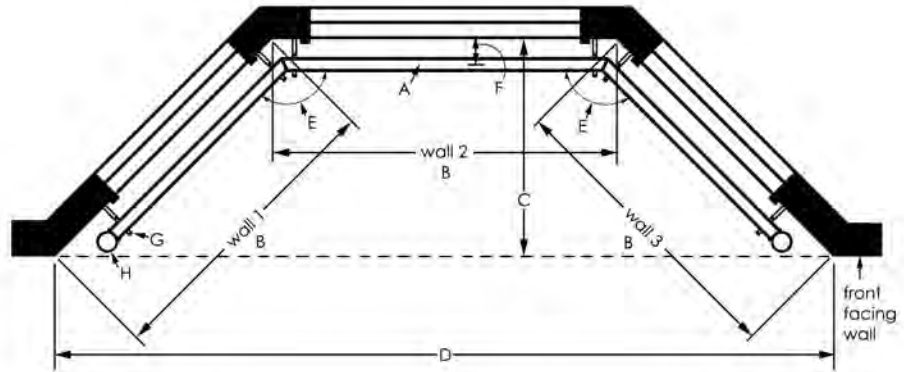
smooth heavy steel ring  
2"ID, 3"OD  
1¾" use with RR175, RD175  
or TRT pole  
(see page 34 for ring drop  
diagram and dimensions)

**FSR2**

\$13.41 ea

# custom pole returns

## bay window and corner window solutions



### bay window corner miters or soft bends

#### Required Measurement Information

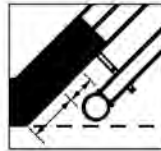
*please include with your order:*

- A. pole size and profile.
- B. length of walls (wall 1, wall 2, and wall 3).
- C. distance from front facing wall to wall 2.
- D. width of opening on front facing wall.
- E. angle of each miter or soft bend.
- F. return (distance from wall to center of bracket cradle).
- G. chosen brackets.
- H. chosen finials.
- I. chosen rings, if any.
- J. please make deductions for brackets and finials and provide finished length on order. \*

#### \* What are pole deductions?

##### Pole Deductions for Finials

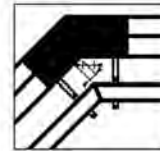
When measuring your pole length for bay window installations, please consider where on wall 1 and wall 3 you want your finials to be positioned. Do you want them behind the opening of the front facing wall? See diagram.



pole deductions for finials

##### Pole Deductions for Brackets

When measuring your pole length for corner installations, remember that the poles do not reach the corner due to your brackets. See diagram.



pole deductions for brackets



## bay window and corner window solutions

All orders with poles with bent or mitered returns, soft bends or miters for corner and bay windows will incur a \$25.00 net packaging fee per order.

### miters and soft bends for steel poles

Soft bends are only available for 1/2" 50SRB, 3/4" 75RD and 75HSRB poles at 90° angle or larger.

Soft bends (for ≥ 90° corners)	TFCFEE-SSB	\$80.00 per bend
Standard 45° miter cut (for 90° corners)	TFCFEE-SM45	\$65.00 per connection
Non 45° miter cut (for non 90° corners)	TFCFEE-SM-NON45	\$65.00 per connection

### miters for wood poles

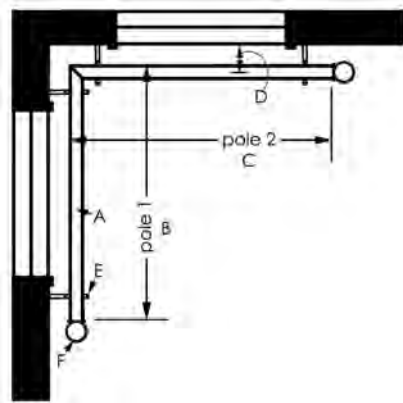
We can miter our wood poles at any angle for you.

Mitered returns for wood poles	TFCFEEMITER-EACH	\$80.00 per return
Standard 45° miter cut (for 90° corners)	TFCFEEMITER-45	\$65.00 per connection
Non-45° miter cut (for non-90° corners)	TFCFEEMITER-NON45	\$65.00 per connection
Wood cutting fee for more than one cut	TFCFEEVCUT	\$65.00 per cut

### miters and blends for traverse wood fascia

We cannot miter system tracks, but traverse wood fascia can connect and miter at the corner.

Mitered returns for wood fascia	TFCFEEMITER-EACH	\$80.00 per return
Standard 45° miter cut (for 90° corners)	TFCFEEMITER-45	\$65.00 per connection
Non-45° miter cut (for non-90° corners)	TFCFEEMITER-NON45	\$65.00 per connection
Wood fascia fabrication fee	TFCFEEFASCUT	\$65.00 per cut
Wood fascia blending fee	TFCFEEBLEND	\$108.00 per blend



### 90° inside corner window

#### Required Measurement Information

*please include with your order:*

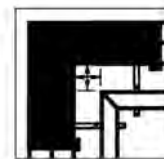
- A. pole size and profile.
- B. length of pole 1.\*
- C. length of pole 2.\*
- D. return (distance from wall to center of bracket cradle).
- E. chosen brackets.
- F. chosen finials.
- G. chosen rings, if any.

#### \*What are pole deductions?

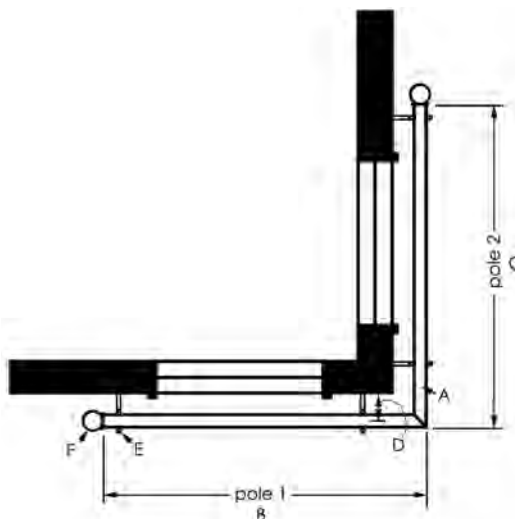
##### Pole Deductions for Brackets

When measuring your pole length for inside corner installations, remember that the poles do not reach the corner due to your brackets.

See diagram.



pole deduction for brackets



### 90° outside corner window

#### Required Measurement Information

*please include with your order:*

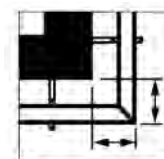
- A. pole size and profile.
- B. length of pole 1.\*
- C. length of pole 2.\*
- D. return (distance from wall to center of bracket cradle).
- E. chosen brackets.
- F. chosen finials.
- G. chosen rings, if any.

#### \*What are pole additions?

##### Pole Additions for Brackets




When measuring your pole length for outside corner installations, remember that the poles extend beyond the corner due to your brackets.

See diagram.



pole addition for brackets

# custom brackets & accessories

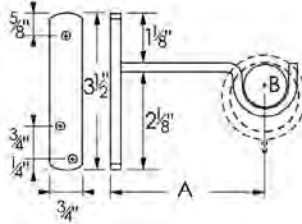
custom steel brackets made to your specifications		
Catalog page 56  t-bracket	Catalog page 56  double bracket	Catalog page 56  ceiling mount bracket
<b>TBKT</b>	<b>DBL1</b>	<b>BL4</b>
\$99.11 ea	\$141.09 ea	\$92.11 ea

## TBKT, custom steel T-bracket

please specify:

- A. return (distance from wall to center of cradle)
- B. pole size and profile

*note: 3 1/2"H backplate comes standard, unless otherwise specified*

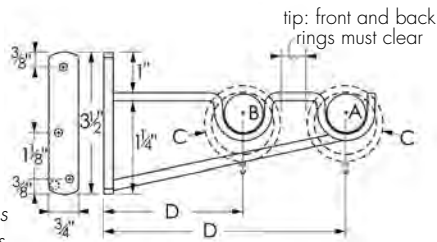


## DBL1, custom steel double bracket

please specify:

- A. front pole size and profile
- B. back pole size and profile
- C. outside diameter of rings to be used
- D. front and back returns (distance from wall to center of cradle)

*note: returns are contingent upon which poles and rings are chosen 3 1/2"H backplate comes standard, unless otherwise specified*



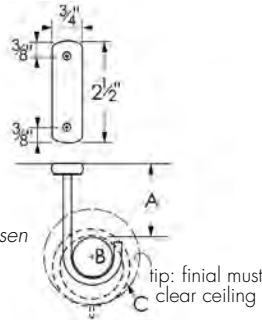
## BL4, custom steel ceiling mount bracket

please specify:

- A. drop (distance from ceiling to top of pole)
- B. pole size and profile
- C. rings to be used, if any

*note: minimum drop is contingent upon which finial and ring is chosen*


*2 1/2"W ceiling plate comes standard, unless otherwise specified*



Options:

For a custom bracket with return or drop distance in excess of 8", add the following custom bracket modification fee TFCFEE-CBKT: (Includes a recommended support arm.)	\$25.00 per bracket
To modify an existing Standard Bracket, add a Custom Bracket Modification fee TFCFEE-BKTMOD:	\$50.00 per bracket
Support bars can be added to existing Custom Brackets, add the following fee TFCFEE-SB: (Must be added for returns over 8")	\$25.00 per bracket

## custom steel brackets made to your specifications \*40% OFF SRP! While Supplies Last. Prices shown reflect 40% off.

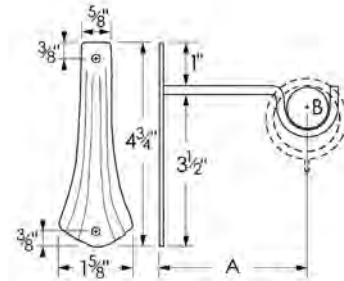
Catalog page 56  single bracket
<b>FBKT</b>
\$50.14 ea

## FBKT, custom steel single bracket

please specify:

- A. return (distance from wall to center of cradle)
- B. pole size and profile

*note: 4 3/4"H backplate may not be modified*







## steel swing arms \*40% OFF SRP! While Supplies Last. Prices shown reflect 40% off.

Catalog page 57  maximum length 36"	Catalog page 57  maximum length 36"	Catalog page 57  maximum length 20"
1" diameter pole RD125 8 1/2"H x 1 1/2"W backplate L9328 finial included, 1 3/4"Dia scroll included, 7"H x 16"Deep	1" diameter pole RD125 8 1/2"H x 1 1/2"W backplate L9328 finial included, 1 3/4"Dia	1/2" diameter pole 50SRB 4"H x 3/8"W backplate EC4 finial included, 3/4"L x 1 1/2"W
<b>large swing arm</b> "with scroll"	<b>large swing arm</b> "without scroll"	<b>small swing arm</b>
\$346.30 ea	\$307.82 ea	\$192.39 ea

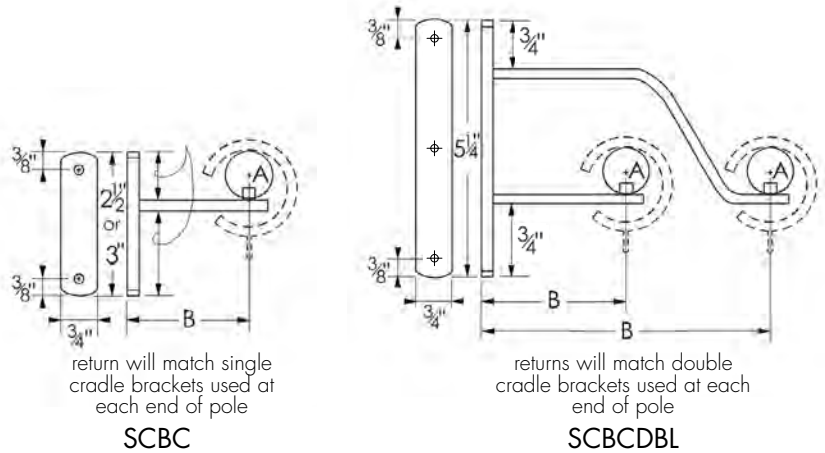
*Please note: for LARGE SWING ARM or SMALL SWING ARM: other finials may be used; sold separately*

## custom bypass brackets





 Catalog page 56 custom steel bypass bracket, single	 Catalog page 56 custom steel bypass bracket, single	 Catalog page 56 custom steel bypass bracket, single	 Catalog page 56 custom steel bypass bracket, double	*see below pages for diagrams and dimensions: ¾" page 19 1" page 23 1 ¼" page 29 1 ¾" page 33
3½" return, ¾"W x 2½" or 3"L backplate Use with 75RD (¾"), RR100 (1"), RR125 and RD125 (1¼") or RR175 and RD175 (1¾") poles* <b>SCB35</b>	6" return, ¾"W x 2½" or 3"L backplate Use with 75RD (¾"), RR100 (1"), RR125 and RD125 (1¼") or RR175 and RD175 (1¾") poles* <b>SCB6</b>	custom return, ¾"W x 2½" or 3"L backplate Use with 75RD (¾"), RR100 (1"), RR125 and RD125 (1¼") or RR175 and RD175 (1¾") poles* <b>SCBC</b>	double custom return, ¾"W x 5¼"L backplate Use with 75RD (¾"), RR100 (1"), RR125 and RD125 (1¼") or RR175 and RD175 (1¾") poles* <b>SCBCDBL</b>	
<b>\$85.12 ea</b>	<b>\$92.11 ea</b>	<b>\$106.11 ea</b>	<b>\$141.09 ea</b>	

CAUTION: Bypass Brackets do not have full cradles. Standard Brackets must be installed at each end to secure pole.

When ordering bypass brackets please specify:  
 A. 75RD (¾"), RR100 (1") pole, RR125 and RD125  
 (1¼") pole or RR175 and RD175 (1¾") pole  
 B. Return distance from wall to center of cradle  
 Note: Return may be restricted by the size of the poles and rings  
 specified  
 \*CAUTION: Bypass Brackets do not have full cradles. Standard  
 Brackets must be installed at each end to secure pole.



## custom enhancements for steel brackets or rings \*40% OFF SRP! While Supplies Last. Prices shown reflect 40% off.

 Catalog page 57 short leaf	 Catalog page 57 long leaf	 Catalog page 57 steel leaf	 Catalog page 57 any rosette or end cap
6"L x 1¾"W <b>SL</b> <b>\$40.23 ea</b>	11½"L x 1¾"W <b>LL</b> <b>\$34.98 ea</b>	2¼"L x 1¾"W <b>SL3</b> <b>\$15.74 ea</b>	Any rosette or end cap can be added to any wood or steel bracket. Rosettes and end caps sold separately.  When ordering your bracket, please specify addition of rosette or end cap and the following: 1. rosette medallion or end cap to be added, sold separately 2. attachment method: <ul style="list-style-type: none"> <li>• TFCFEE-DRILL drill and tap fee: <b>\$15.00 ea</b></li> <li>• TFCFEE-SWELD spot weld fee: <b>\$15.00 ea</b>                      (for steel rosettes and steel end caps on steel brackets only)</li> </ul>
This leaf can be welded to the front of any steel bracket with a maximum return of 3½".  When ordering your bracket, please specify addition of SL.  Shown with L135 bracket.	This leaf can be welded to the front of any steel bracket with a maximum return of 8".  When ordering your bracket, please specify addition of LL.  Shown with L16 bracket.	This leaf can be welded to any steel ring or steel bracket.  When ordering your ring or bracket, please specify addition of SL3, and in what position it should be attached.	
TFCFEE-SWELD spot weld fee: <b>\$15.00 ea</b>	TFCFEE-SWELD spot weld fee: <b>\$15.00 ea</b>	TFCFEE-SWELD spot weld fee: <b>\$15.00 ea</b>	

# custom accessories



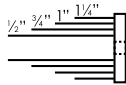


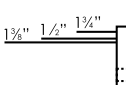


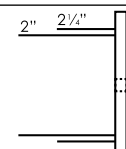


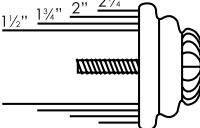
## finial adaptors

Catalog page 58

If the finial you want isn't in the diameter you need, you can add a finial adaptor.

The finial adaptor acts as the new finial base.



Select a finial adaptor size from the **base adaptor size chart**, specify "add finial adaptor" and add the following upcharge.

	base adaptor size		use for pole diameters	Price	
FA-S Small Adaptor		 FA-S, 1 3/8" Dia		1/2", 3/4", 1", 1 1/4"	\$17.49 ea
FA-M Medium Adaptor		 FA-M, 2" Dia		1 1/2"-1 3/4"	\$17.49 ea
FA-L Large Adaptor		 FA-L, 3" Dia		2"-2 1/4"	\$17.49 ea
FC1 Adaptor		 FC1, 2 3/8" Dia		1 1/2"-1 3/4", 2"-2 1/4"	\$36.15 ea

### Finial Adaptor Tips:

- It is typically easier and more visually pleasing to adapt a finial to a larger diameter pole, rather than a smaller diameter pole.
- Many finials are located in multiple size categories because they look appropriate for several pole sizes; you may not need an adaptor.

## custom tiebacks

Catalog page 58	Catalog page 58
	
6"L back arm x 4 1/2"L front arm, 4 1/2" projection	8"L back arm x 8"L front arm, 6 1/2" projection
<b>TBA</b>	<b>STBA1</b>
\$50.14 ea	\$176.07 ea

TBA shown with L651 finial tip mount.  
Finial sold separately.

STBA1 shown with R73 rosette face mount.  
Rosette sold separately.

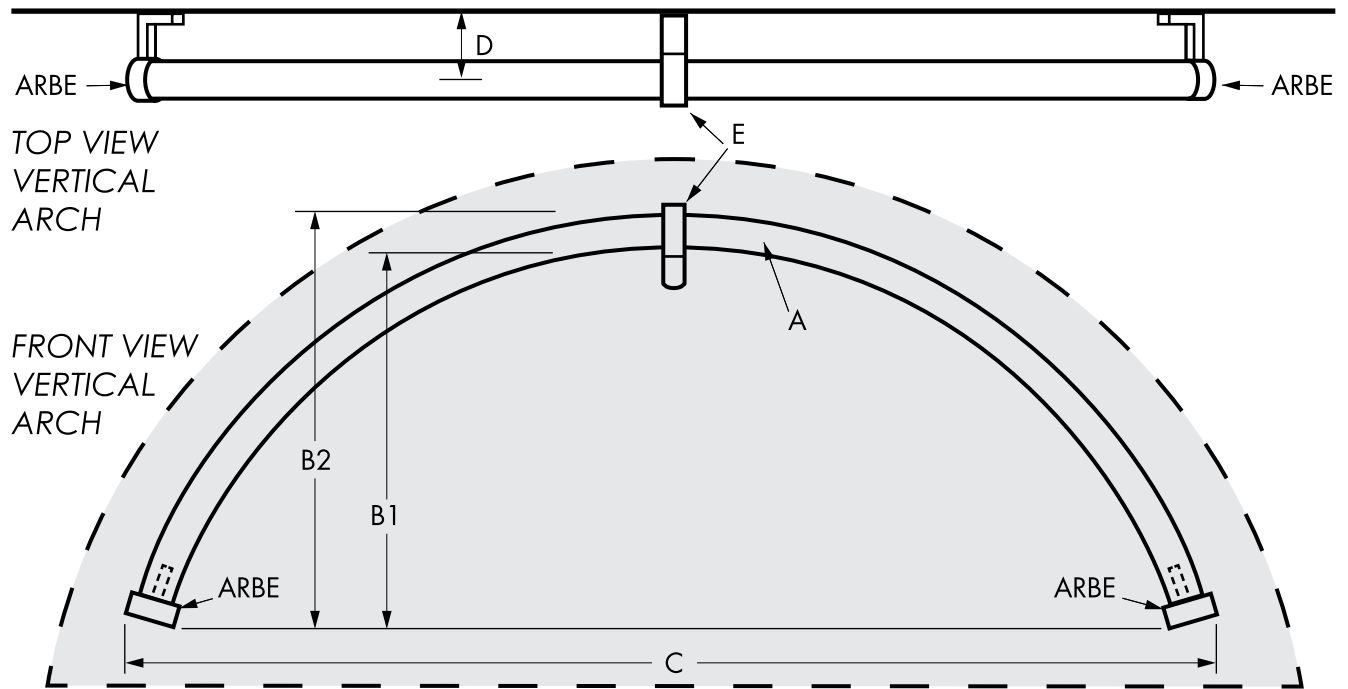
### Installation Tip:

Methods of attaching finial or rosette to custom tiebacks:

TFCFEE-DRILL Drill and tap fee (for any finial or rosette)	\$15.00 ea
TFCFEE-SWELD Spot weld fee for steel finial or rosette only	\$15.00 ea
Screw on tip mount	no charge

- Specify if "face" mount or "tip" mount

arched window required template



Draw entire installation to scale on large butcher paper

How to Calculate Length of Pole Needed for Your Arch

$$\text{arch width (inches)} + \text{arch height (inches)} + 48" = \text{total length of arched pole (inches)}$$

Required Measurements

Paper template must be provided with every arched window order. Please mark the following measurements on the template:

- A. Pole size and profile.
- B. Height of arch: please specify which height measurement you are using.
  1. measurement from bottom center of pole to bottom of arch.
  2. measurement from top center of pole to bottom of arch.
- C. Width of arch (from outside edge to outside edge).
- D. Return (distance from wall to center of bracket cradle).
- E. Selected support bracket(s): please indicate position of each bracket.

**note:** ARBE brackets must be used for ends of vertical arched poles.

- F. Selected rings, if any, must be welded to vertical arch: please indicate position of each ring.
  - \***note:** Outermost rings must be a minimum of 1 1/2" from end of pole due to ARBE bracket cup.
  - \***note:** ARBC, custom center bracket, can not be used with welded rings; select a standard or custom cradle bracket for center support unless pole is spliced in center.

Fill in and send this page with template and order.

Pole Length for Arch	
(A) Pole Size and Profile	
(B) Height of Arch (B1) (B2)	
(C) Width of Arch	
(D) Return	
(E) Support Bracket* Item #	
End Brackets Item #	
Quantity Indicated on Template	
(F) Rings* Item #	
Quantity Indicated on Template	

Need something different than what you see here?  
**Call us with your special request;  
 and we can quote it for you.**

# custom arches

## arched window poles, rings, and brackets

Catalog page 59

All orders with arched rods will incur a \$25.00 net packaging fee per order.

Steel poles available for arched window bending

- 50SRB - RD125
- 75RD - SRT2
- 75HSRB - TRT
- SRT1 - RD175

Bending for standard or eyebrow arches, add the following upcharge:

TFCFEE-ARCH Single arch bend	\$600.00 per bend
------------------------------	-------------------

If total length of arch specified requires 2 poles and, therefore, a splice, 2 bends are required. Add the following upcharge.

TFCFEE-2ARCH Spliced arch, 2 bends	\$1,200.00 per 2 bends
------------------------------------	------------------------

For shipping some large arches, the factory will cut bent pole at apex (center) for no additional charge.

Rings must be spot welded into place, if using rings for vertical installation. Indicate ring locations on template drawing. Add the following upcharge.

TFCFEE-SWELD Spot weld fee	\$15.00 ea
TFCFEE-DRILL Drill & tap fee	\$15.00 ea



Steel rings sold separately.

Finials, brackets, and arched poles sold separately

Note: Additional support brackets are required for two-piece arch.

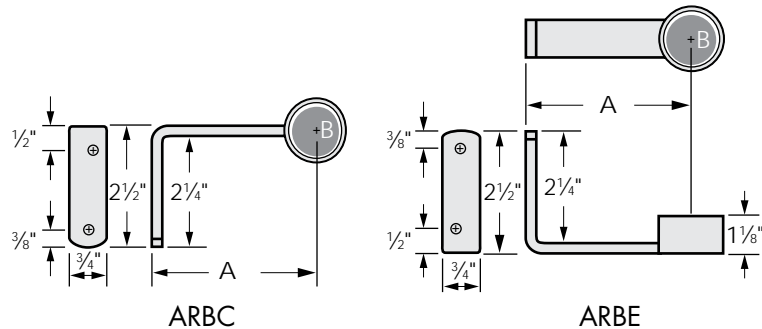
Note: An addition drill and tap fee is required to use finials on vertical arches.

## arched window custom brackets: made to your specifications

 Catalog page 59 arched rod center bracket	 Catalog page 59 arched rod end bracket for vertical arches
custom return <b>ARBC</b> \$57.13 ea	custom return; sold in pairs only <b>ARBE</b> \$156.24 pair

**note:** ARBC bracket cannot be used for installation with welded rings unless pole is spliced. Brackets without eyelet cradles may be substituted; sold separately.

**note:** ARBE bracket cups are custom made to fit pole profile. **note:** If welding rings to arch, outermost ring must be positioned 1 1/2" from end of pole due to the bracket cup.



please specify for ARBC or ARBE

- A. return (distance from wall to center of cradle)
- B. pole size and profile

## custom finishing

Catalog page 60

### custom finishes and custom color match

Beyond our standard finishes, we can match any finish, fabric swatch, wood trim or paint color specified from your favorite paint company. A finish sample or paint color, sheen level and manufacturer must be provided by the customer. The Finial Company will then provide a strike-off sample to the customer on any wood or steel pole profile as requested. Customer approval of the strike-off sample is required before production will begin. Please see page 126 for detailed list of fees.

### clear coating

Clear coat can be added on any finish to achieve your preferred sheen level. Sheen choices are matte, satin and high gloss as shown in the catalog. Please see page 126 for detailed list of fees.

### 100 Polished Steel finish

Many, but not all, of our raw steel products can be polished and given a clear topcoat to achieve a finished look. Steel is not uniform in color tone and will vary in shades of gray and silver. Polishing raw steel parts requires considerably more preparation work than our other finishes and therefore incurs additional charges.

A polished steel finish is NOT available on the following items that appear in the steel section of the 2018 catalog:

TRT	EB3
EC1	CSL16
SELB	EB1
EB5	EC3
RF4	123ELB
EB2	EB6

Please see page 126 for detailed list of fees.

### repaint fees






Includes painting product from any manufacturer in a standard TFC finish included in the 2018 Drapery Hardware Catalog. 10-15 day lead time. (all prices below are SRP)






Poles	\$15.00 per foot
Bracket	\$20.00 ea
Tieback posts	\$15.00 ea
Rings	\$5.00 ea
Finials or end caps	\$20.00 ea
Elbows	\$20.00 ea
Rosettes	\$20.00 ea
Crests	\$60.00 ea






Please see page 126 for detailed list of fees.













## 1 3/8" finials

 Catalog page 64	 Catalog page 64	 Catalog page 64	 Catalog page 63	 Catalog page 63
1 1/2"L x 1 7/8"W, 1 7/8" base, wood	1 1/4"L x 2 3/8"W, 2 3/8" base, wood	3"L x 2 3/8"W x 1 7/8" base, wood	4 7/8"L x 2 7/8"W, 2" base	4 7/8"L x 3 1/8"W, 1 7/8" base
<b>38EC</b>	<b>138EC</b>	<b>387</b>	<b>F138-1</b>	<b>F138-2</b>
\$57.13 ea	\$36.15 ea	\$69.96 ea	\$78.12 ea	\$78.12 ea






 Catalog page 64	 Catalog page 64	 Catalog page 63	 Catalog page 63	 Catalog page 63
3 1/4"L x 3 3/4"W (2 3/8"Sq), 1 7/8" base, crystal	3 1/4"L x 3 3/4"W (2 3/8"Sq), 1 7/8" base	3 1/4"L x 2 1/2"W, 1 7/8" base, crystal	3 1/4"L x 2 1/2"W, 1 7/8" base	3 1/4"L x 3"W, 1 7/8" base
<b>F138-4C</b>	<b>F138-4S</b>	<b>F138-5C</b>	<b>F138-5S</b>	<b>F138-8</b>
\$134.09 ea	\$69.96 ea	\$134.09 ea	\$69.96 ea	\$69.96 ea




 Catalog page 62	 Catalog page 64	 Catalog page 63	 Catalog page 62	 Catalog page 62
5/8"L x 2 1/8"W, 1 7/8" base	4"L x 2 1/2"W, 1 3/4" base, crystal	3 1/2"L x 4 1/2"W (3 3/8"Sq), 1 7/8" base	2 7/8"L x 2 7/8"W, 2" base	3 7/8"L x 3 1/4"W, 2" base
<b>F138-9</b>	<b>GB4</b>	<b>TFCR138110</b>	<b>TFCR138121</b>	<b>TFCR138124</b>
\$50.14 ea	\$233.20 ea	\$78.12 ea	\$69.96 ea	\$85.12 ea

 Catalog page 62	 Catalog page 63	 Catalog page 62	 Catalog page 63	 Catalog page 62
3 7/8"L x 2 1/2"W, 1 7/8" base	3 7/8"L x 3 1/2"W, 2" base	3 1/2"L x 4 3/8"W, 2" base	4 7/8"L x 3 1/8"W, 2" base	3 7/8"L x 3 1/4"W, 1 7/8" base, glass
<b>TFCR138125</b>	<b>TFCR138126</b>	<b>TFCR138130</b>	<b>TFCR138164</b>	<b>TFCR138170</b>
\$78.12 ea	\$69.96 ea	\$85.12 ea	\$78.12 ea	\$134.09 ea


 Catalog page 62	 Catalog page 63	 Catalog page 62	 Catalog page 62	 Catalog page 62
3 3/8"L x 3 1/4"W, 2 1/8" base, glass	4 1/2"L x 4 3/4"W, 2" base, glass	1"L x 1 7/8"W, 1 7/8" base	1 1/4"L x 2 1/4"W, 2" base	2 1/4"L x 3 1/8"W (2 1/4"Sq), 1" base
<b>TFCR138171</b>	<b>TFCR138172</b>	<b>TFCR138190</b>	<b>TFCR138191</b>	<b>TFCR138192</b>
\$134.09 ea	\$176.07 ea	\$57.13 ea	\$64.13 ea	\$57.13 ea

## 1 3/8" finials \*40% OFF SRP! While Supplies Last. Prices shown reflect 40% off.

 Catalog page 63	 Catalog page 64	 Catalog page 63	 Catalog page 62	 Catalog page 64
4"L x 3"W, 1 7/8" base	3 1/4"L x 3 1/2"W, 1 7/8" base	3 7/8"L x 3 3/4"W, 1 7/8" base	1"L x 1 3/4"W, 1 7/8" base	5"L x 3"W, 1 3/4" base
<b>F138-3</b>	<b>F138-6</b>	<b>F138-7</b>	<b>RF5</b>	<b>RF86</b>
\$38.48 ea	\$43.14 ea	\$38.48 ea	\$31.48 ea	\$43.14 ea

 Catalog page 62	 Catalog page 63	 Catalog page 64
3 7/8"L x 4 3/8"W, 2" base	5 3/4"L x 3 3/8"W, 2" base	4 1/4"L x 2 1/2"W, 1 3/4" base
<b>TFCR138131</b>	<b>TFCR138165</b>	<b>WW190</b>
\$46.64 ea	\$38.48 ea	\$43.14 ea

Scan QR codes by each finial to download the **PRODUCT TEAR SHEET** with dimensions & information!



# 1 3/8" wood and resin

## 1 3/8" wood brackets

Catalog page 65



wood bracket, single

3 1/2" return,  
2" Dia backplate

**38EB3**

\$50.14 ea

Catalog page 65

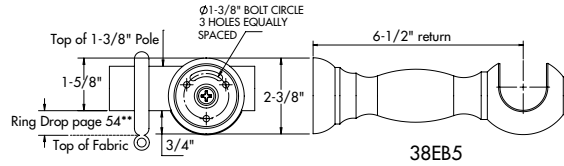
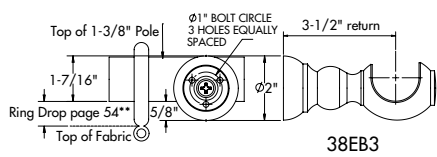


wood bracket, single


6 1/2" return,  
2 3/8" Dia backplate

**38EB5**

\$57.13 ea



Catalog page 65

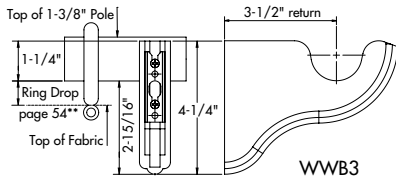


wood bracket, single

3 1/2" return,  
1"W x 4 1/4"L backplate


**WWB3**

\$50.14 ea



## 1 3/8" wood brackets \*40% OFF SRP! While Supplies Last. Prices shown reflect 40% off.

Catalog page 65

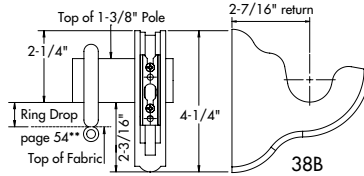


wood bracket, single

2 7/16" return,  
1"W x 4 1/4"L backplate

**38B**

\$27.98 ea



Catalog page 65

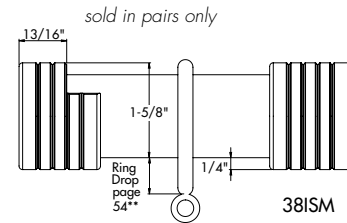


1 3/8" inside mount wood brackets

1 7/8"H x 1 7/8"W backplate,  
1 3/8" Deep, 1/2" thick backplate per bracket


**38ISM**

\$27.98 pair



## 1 3/8" steel brackets

Catalog page 65

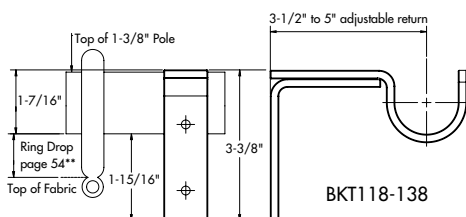


adjustable steel bracket, single

3 1/2"-5" return,  
1"W x 3 3/8"L backplate

**BKT118-138**

\$57.13 ea



Catalog page 65



steel bracket, single

3 1/2" return,  
3/4"W x 2 1/2"L backplate

**A17535**

\$41.98 ea

Catalog page 65

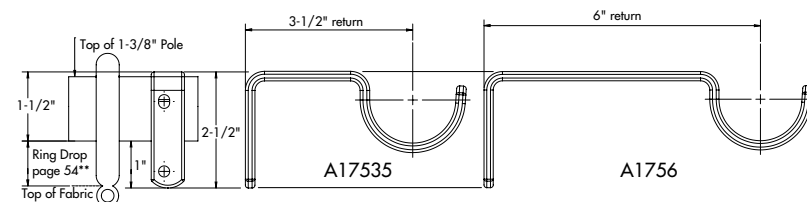


steel bracket, single

6" return,  
3/4"W x 2 1/2"L backplate

**A1756**




\$50.14 ea

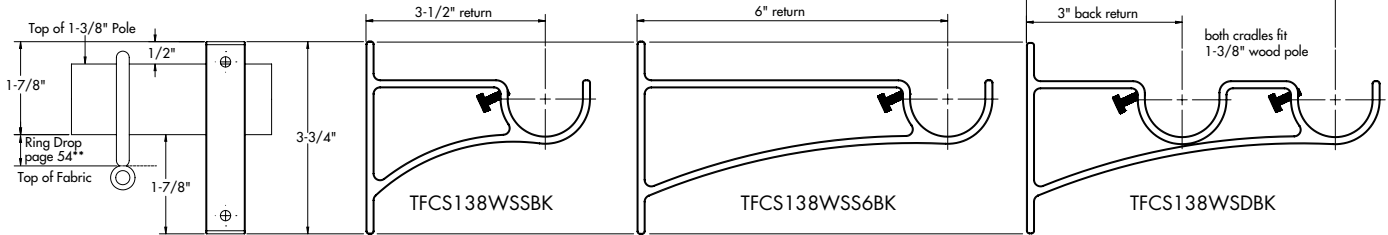




Bracket return measured from wall to center of cradle.



## 1 3/8" steel brackets

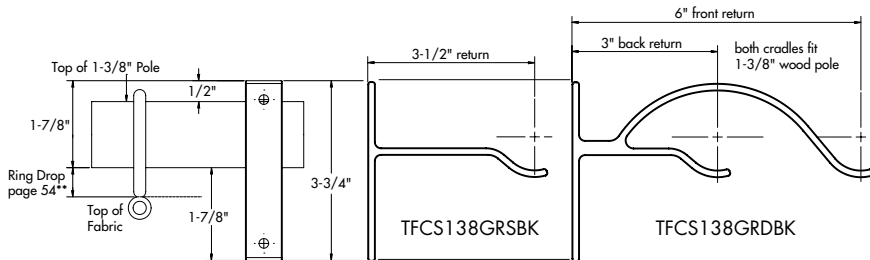
Catalog page 65  steel bracket, single	Catalog page 65  steel bracket, single	Catalog page 65  steel bracket, double
3 1/2" return, 3/4"W x 3 3/4"L backplate	6" return, 3/4"W x 3 3/4"L backplate	6" front and 3" back return, 3/4"W x 3 3/4"L backplate
<b>TFCS138WSSBK</b>	<b>TFCS138WSS6BK</b>	<b>TFCS138WSDBK</b>
\$64.13 ea	\$69.96 ea	\$69.96 ea




Catalog page 65  steel bypass bracket, single	Catalog page 65  steel bypass bracket, double
3 1/2" return, 3/4"W x 3 3/4"L backplate use with TFCS138MCRI	6" front and 3" back return, 3/4"W x 3 3/4"L backplate use with TFCS138MCRI
<b>TFCS138GRSBK</b>	<b>TFCS138GRDBK</b>
\$57.13 ea	\$64.13 ea

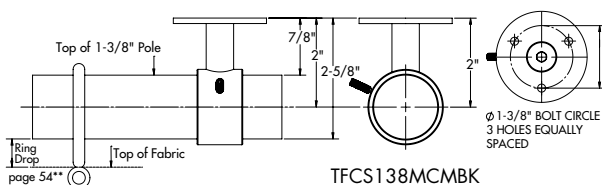
*CAUTION: Bypass brackets do not have full cradles. Standard brackets must be installed at each end to secure pole.*


► For custom steel bracket pricing, see page 46: TBKT (T-bracket), DBL1 (double rod bracket), BL4 (ceiling mount bracket), and FBKT (single bracket).

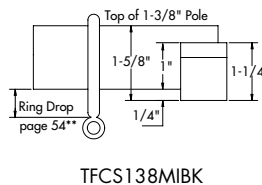



Catalog page 65  1 3/8" steel ceiling mount bracket
2" Dia ceiling plate, 2 3/4"H, 2 3/8" drop
<b>TFCS138MCMBK</b>
\$64.13 ea

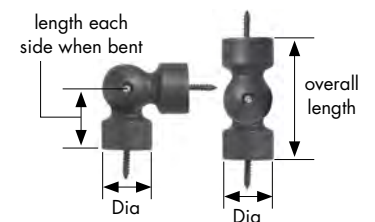
drop is measured from ceiling to bottom of pole



Catalog page 65  1 3/8" steel inside mount brackets
1 1/2"H x 1 7/8"W backplate, 1" Deep, 1/4" thick backplate per bracket
<b>TFCS138MIBK</b>
\$106.11 pair



Catalog page 65  1 3/8" hinged elbow
1 3/8" Dia, 4" overall length, 2 3/8" L each side when bent
<b>TFCR138REL</b>
\$64.13 ea



Bracket return measured from wall to center of cradle.

# 1 3/8" wood and resin

## 1 3/8" diameter wood poles

Catalog page 67

All orders with poles will incur a \$10.00 net packaging fee per order.

### Product Information

- Sold in 2 foot increments, 2 foot minimum
- Cut to specified length. Fall off will not be saved or shipped
- Connector screw available for joining two poles for no additional charge
- EZ glide tape included; no charge

### Please Specify

- Item number
- Custom pole length
- Finish color
- Connector screw, if needed. *We recommend installing a support bracket at the connection*
- Options, if selected (see below)

### Connection Options

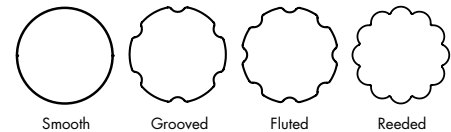
- Pole connector screw: **no charge**  
Join two poles with a connector screw. Ask for one with your order  
Positioning a support bracket at this connection is important. It helps conceal the splice while offering additional support to this fragile area

Maximum continuous length: 144 inches (12')

Item Number	Profile	2 FT	4 FT	6 FT	8 FT	10 FT	12 FT	per 2 FT
WS38	Smooth	\$78.12	\$156.24	\$234.37	\$312.49	\$390.61	\$468.73	\$78.12
WG38	Grooved	\$78.12	\$156.24	\$234.37	\$312.49	\$390.61	\$468.73	\$78.12
WNF38	Fluted	\$78.12	\$156.24	\$234.37	\$312.49	\$390.61	\$468.73	\$78.12
WR38	Reeded	\$78.12	\$156.24	\$234.37	\$312.49	\$390.61	\$468.73	\$78.12

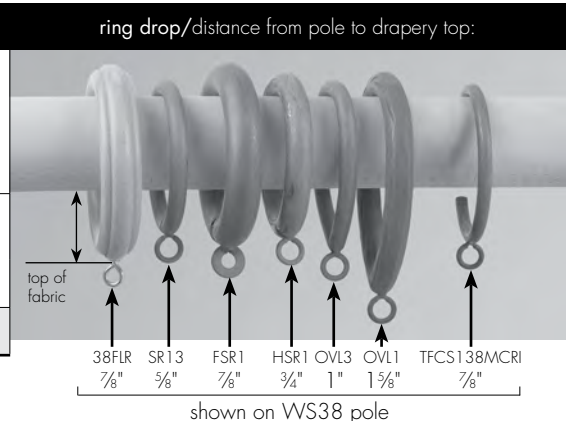
### Options

SCREW Pole connector screw	no charge
TFCFEEMITER-EACH Mitered return fee, see page 45	\$80.00 per return
TFCFEEMITER-45 Standard 45° miter cut (for 90° corners), see page 45	\$65.00 per connection
TFCFEEMITER-NON45 Non-45° miter cut (for non-90° corners), see page 45	\$65.00 per connection
TFCFEWCUT Wood cutting fee for more than one cut, see page 45	\$65.00 per cut



## 1 3/8" rings





Catalog page 66	Catalog page 66	Catalog page 66
fluted wood ring 2"ID, 2 3/4"OD	smooth steel ring 1 1/2"ID, 2 1/4"OD	smooth oval steel ring 1 1/2"ID, 2"OD, 2 1/2"L
<b>38FLR</b>	<b>SR13</b>	<b>OVL3</b>
\$11.66 ea	\$11.66 ea	\$14.58 ea




Catalog page 66	use with bypass brackets
smooth steel c-ring 2"ID, 2 1/2"OD	
<b>TFCS138MCRI</b>	
\$11.66 ea	



## 1 3/8" rings \*40% OFF SRP! While Supplies Last. Prices shown reflect 40% off.


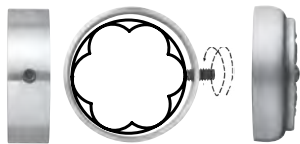
Catalog page 66	Catalog page 66	Catalog page 66
smooth heavy steel ring 1 1/2"ID, 2 3/4"OD	hammered steel ring 1 1/2"ID, 2 1/2"OD	hammered oval steel ring 1 1/2"ID, 2 1/2"OD, 3 1/4"L
<b>FSR1</b>	<b>HSR1</b>	<b>OVL1</b>
\$12.83 ea	\$12.83 ea	\$11.08 ea

batons		Catalog page 67
 <p>steel baton, specify finish, 3/8"Dia</p>		
SBTN	specify length up to 60"	\$69.96 ea
SBTN60	specify length over 60" up to 96"	\$104.94 ea
 <p>fiberglass baton, white only, 3/8"Dia</p>		
FBTN	specify length up to 48"	\$58.30 ea
 <p>acrylic baton, clear only, 5/8"Dia</p>		
ABTN-36	available in 36"	\$52.47 ea
ABTN-48	available in 48"	\$58.30 ea
 <p>fiberglass baton, specify finish, 3/8"Dia</p>		
TFCBAF-48	available in 48"	\$69.96 ea

EZ glide tape

1/2"W
Included with pole order. Allows rings and grommets to slide effortlessly across the drapery rod without damaging the finish.
no charge







































































**batons \*40% OFF SRP! While Supplies Last. Prices shown reflect 40% off.**

 <p>wood baton, specify finish, 5/8"Dia, handle: 6 1/8"L x 1 1/4"Dia</p>		
EPBTN-1	specify length up to 48"	\$58.30 ea
 <p>wood baton, specify finish, 5/8"Dia, handle: 5 3/4"L x 1 1/2"Dia</p>		
EPBTN-2	specify length up to 48"	\$58.30 ea

1 3/8" metal band for rosettes	
<p>attaches any rosette to the front of a 1 3/8"Dia pole; rosettes sold separately</p>	
<p>Catalog page 67</p>  <p>front view      side view</p>	
<p>1 3/8" diameter metal band for use on a 1 3/8" pole only</p> <p><b>MB138</b></p> <p>\$35.56 ea</p>	
<p><i>Installation Tip:</i></p>  <p>Metal band slides onto pole and is locked in place with set screw. Set screw should be positioned in the front center of pole because it receives the rosette.</p>	





# 2" & 2¼" wood and resin

## 2"-2¼" finials

 Catalog page 76 	 Catalog page 71 	 Catalog page 71 	 Catalog page 71 	 Catalog page 71 
1½"L x 2¾"W, 2¾" base, wood	1¾"L x 2¾"W, 2¾" base	3½"L x 4"W, 2¾" base	2¼"L x 3½"W, 3" base	3¾"L x 4"W, 2¾" base
<b>225EC</b>	<b>EC214-1</b>	<b>F214-1</b>	<b>F214-2</b>	<b>F214-3</b>
\$43.14 ea	\$69.96 ea	\$99.11 ea	\$78.12 ea	\$99.11 ea
 Catalog page 71 	 Catalog page 72 	 Catalog page 71 	 Catalog page 72 	 Catalog page 72 
2¾"L x 3½"W, 2¾" base	5½"L x 4"W, 2¾" base	3¾"L x 4½"W, 3" base	4¾"L x 3¼"W, 2¾" base	4½"L x 4½"W, 3" base
<b>F214-4</b>	<b>F214-6</b>	<b>F214-7</b>	<b>F214-8</b>	<b>F214-10</b>
\$78.12 ea	\$99.11 ea	\$99.11 ea	\$92.11 ea	\$106.11 ea
 Catalog page 72 	 Catalog page 72 	 Catalog page 73 	 Catalog page 73 	 Catalog page 73 
4"L x 4½"W, 2¾" base, crystal	4"L x 4½"W, 2¾" base	3¾"L x 4½"W (3"Sq), 2¾" base, crystal	3¾"L x 4½"W (3"Sq), 2¾" base	5½"L x 3¾"W, 2½" base, crystal
<b>F214-15C</b>	<b>F214-15S</b>	<b>F214-16C</b>	<b>F214-16S</b>	<b>GB2</b>
\$176.07 ea	\$92.11 ea	\$176.07 ea	\$92.11 ea	\$212.21 ea
 Catalog page 75 	 Catalog page 71 	 Catalog page 72 	 Catalog page 69 	 Catalog page 69 
6"L x 4"W, 2¾" base, glass	7¾"L x 2¾"W, 2¾" base	3"L x 2¾"W, 2½" base	4¾"L x 5¾"W (4¼"Sq), 2¾" base	3¼"L x 3½"W, 2¾" base
<b>GB3</b>	<b>REC73</b>	<b>RF63</b>	<b>TFCR214110</b>	<b>TFCR214121</b>
\$212.21 ea	\$64.13 ea	\$78.12 ea	\$99.11 ea	\$99.11 ea
 Catalog page 69 	 Catalog page 70 	 Catalog page 70 	 Catalog page 70 	 Catalog page 70 
4½"L x 4¾"W, 2¾" base	4¾"L x 4¾"W, 2¾" base	5"L x 4¾"W, 2¾" base	5¾"L x 3½"W, 2¾" base	4¾"L x 5½"W, 3" base
<b>TFCR214122</b>	<b>TFCR214123</b>	<b>TFCR214124</b>	<b>TFCR214125</b>	<b>TFCR214130</b>
\$113.10 ea	\$113.10 ea	\$113.10 ea	\$106.11 ea	\$113.10 ea
 Catalog page 70 	 Catalog page 70 	 Catalog page 71 	 Catalog page 69 	 Catalog page 69 
4¾"L x 5¾"W, 2¾" base	5¾"L x 4¾"W, 2¾" base	3¾"L x 4¾"W, 2¾" base, glass	1"L x 2¾"W, 2¾" base	1½"L x 3¾"W, 2¾" base
<b>TFCR214131</b>	<b>TFCR214163</b>	<b>TFCR214171</b>	<b>TFCR214190</b>	<b>TFCR214191</b>
\$113.10 ea	\$113.10 ea	\$176.07 ea	\$69.96 ea	\$78.12 ea
 Catalog page 69 	 Catalog page 69 	 Catalog page 69 	 Catalog page 69 	 Catalog page 69 
1¼"L x 4½"W (3¼"Sq), 2¾" base	1½"L x 5¾"W (3¾"Sq), 2¾" base	1¾"L x 3"W, 2¾" base	1¼"L x 3¾"W, 2¾" base	1½"L x 3"W, 3" base
<b>TFCR214192</b>	<b>TFCR214193</b>	<b>TFCR214194</b>	<b>TFCR214195</b>	<b>TFCR214196</b>
\$69.96 ea	\$69.96 ea	\$78.12 ea	\$78.12 ea	\$78.12 ea

# 2" & 2¼" wood and resin











## 2"-2¼" finials











 Catalog page 70 	 Catalog page 73 
6½"L x 4"W, 2¾" base <b>TFC214150</b>	7"L x 3¾"W, 2½" base <b>Y10</b>
\$176.07 ea	\$113.10 ea











Scan QR codes by each finial to download the **PRODUCT TEAR SHEET** with dimensions & information!























## 2"-2¼" finials \*40% OFF SRP! While Supplies Last. Prices shown reflect 40% off.











 Catalog page 76 	 Catalog page 74 	 Catalog page 74 	 Catalog page 75 	 Catalog page 76 
1½"L x 3"W, 3" base, wood <i>(fits 2" diameter pole only)</i> <b>2EC</b>	4¾"L x 4¼"W, 2½" base <b>225MC9</b>	4"L x 5"W, 2½" base <b>225MC11</b>	3¾"L x 4¾"W, 2½" base <b>225MC13</b>	6"L x 3½"W, 2½" base <b>EP1</b>
\$23.32 ea	\$54.80 ea	\$54.80 ea	\$54.80 ea	\$58.30 ea

 Catalog page 76 	 Catalog page 72 	 Catalog page 72 	 Catalog page 72 	 Catalog page 71 
5½"L x 3¾"W, 2¾" base <b>EP8</b>	7"L x 4¾"W, 3" base <b>F214-5</b>	4¾"L x 4¾"W, 3¾" base <b>F214-9</b>	4¾"L x 4"W, 2¾" base <b>F214-11</b>	2"L x 3"W, 2¾" base <b>F214-12</b>
\$58.30 ea	\$61.80 ea	\$58.30 ea	\$50.14 ea	\$38.48 ea

 Catalog page 73 	 Catalog page 72 	 Catalog page 74 	 Catalog page 74 	 Catalog page 75 
4"L x 4¾"W, 2¾" base <b>F214-13</b>	4¾"L x 3½"W, 2¾" base <b>F214-14</b>	5"L x 3"W, 2½" base, glass <b>GB1</b>	6"L x 3½"W, 2½" base <b>R22569</b>	6"L x 5½"W, 3¾" base <b>RD225</b>
\$58.30 ea	\$54.80 ea	\$61.80 ea	\$54.80 ea	\$58.30 ea

 Catalog page 74 	 Catalog page 75 	 Catalog page 75 	 Catalog page 76 	 Catalog page 73 
6½"L x 3½"W, 2¾" base <b>RF10</b>	7¼"L x 5"W, 2½" base <b>RF20</b>	9½"L x 9¾"W, 2¾" base <b>RF21</b>	2½"L x 2¾"W, 2½" base <b>RF64</b>	7¼"L x 3"W, 2¾" base <b>RF1000</b>
\$54.80 ea	\$54.80 ea	\$54.80 ea	\$43.14 ea	\$54.80 ea





 Catalog page 70 	 Catalog page 70 	 Catalog page 71 	 Catalog page 70 	 Catalog page 76 
5½"L x 4½"W, 2¾" base <b>TFCR214164</b>	6¾"L x 4¾"W, 2¾" base <b>TFCR214165</b>	3"L x 4¾"W, 2¾" base, glass <b>TFCR214170</b>	3¾"L x 5"W, 2¾" base <b>TFCS214151</b>	5½"L x 3½"W, 2¼" base, wood <b>W551</b>
\$58.30 ea	\$54.80 ea	\$96.78 ea	\$88.62 ea	\$123.60 ea

 Catalog page 74 	 Catalog page 75 	 Catalog page 74 	 Catalog page 75 	 Catalog page 74 
3"L x 3¾"W, 2¾" base <b>WW9</b>	5"L x 2¾"W, 2¼" base <b>WW23</b>	7"L x 4½"W, 2¾" base <b>WW34-1</b>	6½"L x 4¾"W, 2¾" base <b>WW35</b>	5¾"L x 3½"W, 2½" base <b>WW47-1</b>
\$38.48 ea	\$43.14 ea	\$61.80 ea	\$66.46 ea	\$54.80 ea


# 2" & 2¼" wood and resin


**2"-2¼" finials \*40% OFF SRP! While Supplies Last. Prices shown reflect 40% off.**

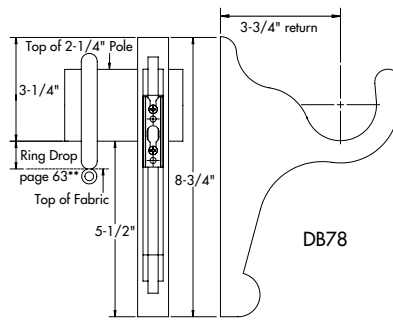
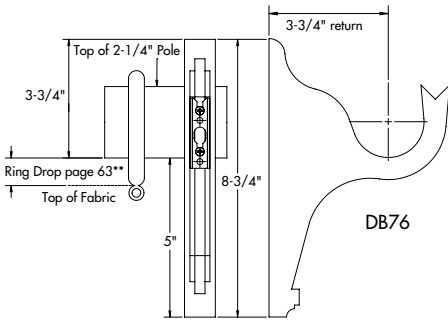
Catalog page 73  5½"L x 3¾"W, 2½" base <b>WW51</b> \$61.80 ea	Catalog page 73  2¾"L x 3½"W, 3½" base <b>WW60-1</b> \$38.48 ea	Catalog page 74  6½"L x 5¼"W, 2½" base <b>WW70-1</b> \$66.46 ea	Catalog page 76  4¾"L x 3"W, 3" base, wood <b>WW77</b> \$43.14 ea	Catalog page 74  5"L x 2¾"W, 2¾" base <b>WW201</b> \$54.80 ea
--	--	--	---	--


Catalog page 75  5"L x 3¼"W, 2¾" base <b>WW203</b> \$54.80 ea	Catalog page 73  4"L x 3½"W, 2½" base <b>WW205</b> \$54.80 ea	Catalog page 73  5¾"L x 3¾"W, 2½" base <b>WW207</b> \$54.80 ea	Catalog page 75  3¾"L x 2¾"W, 2¾" base <b>WW251</b> \$50.14 ea
--	--	---	--


**2" & 2¼" decorative resin brackets \*40% OFF SRP! While Supplies Last. Prices shown reflect 40% off.**

Catalog page 76  
  
resin bracket, single  
¾" return,  
1¼"W x 8¾"L backplate  
**DB76**  
\$57.72 ea

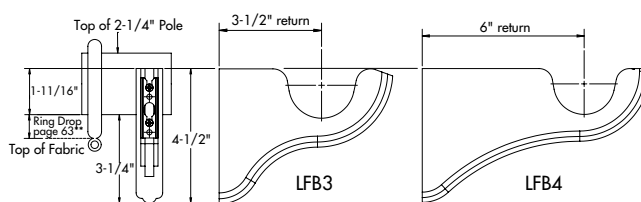
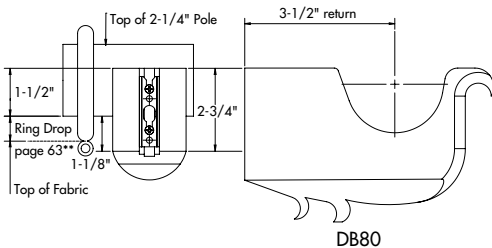
Catalog page 76  
  
resin bracket, single  
¾" return,  
1¼"W x 8¾"L backplate  
**DB78**  
\$57.72 ea



Catalog page 76  
  
resin bracket, single  
½" return,  
2¾"W x 2¾"L backplate  
**DB80**  
\$73.46 ea

Catalog page 76  
  
resin bracket, single  
½" return,  
1"W x 4½"L backplate  
**LFB3**  
\$34.98 ea



Catalog page 76  
  
resin bracket, single  
6" return,  
1"W x 4½"L backplate  
**LFB4**  
\$38.48 ea

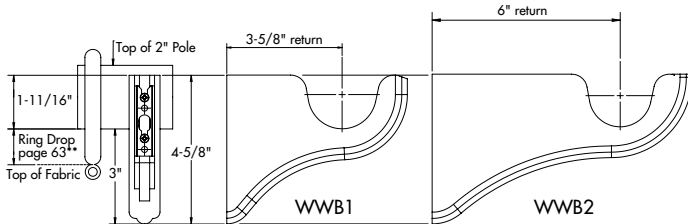



Bracket return measured from wall to center of cradle.

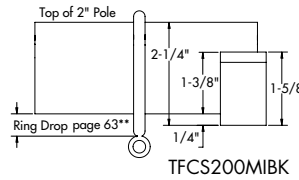




**2" brackets \*40% OFF SRP! While Supplies Last. Prices shown reflect 40% off.**

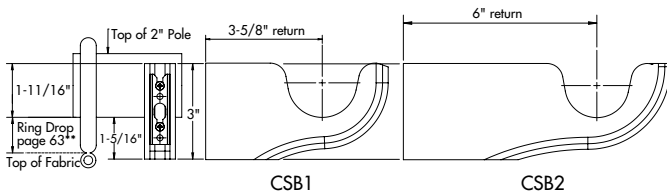
Catalog page 77  wood bracket, single	Catalog page 77  wood bracket, single
3 5/8" return, 1"W x 4 5/8"L backplate <b>WWB1</b>	6" return, 1"W x 4 5/8"L backplate <b>WWB2</b>
<b>\$30.90 ea</b>	<b>\$34.98 ea</b>




Catalog page 77  2" steel inside mount brackets
1 1/2"H x 2 3/4"W backplate, 1" Deep, 1/4" thick backplate per bracket <b>TFCS200MIBK</b>
<b>\$69.38 pair</b>


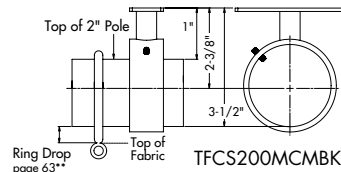




Catalog page 77  wood bracket, single	Catalog page 77  wood bracket, single
3 5/8" return, 1"W x 3"L backplate <b>CSB1</b>	6" return, 1"W x 3"L backplate <b>CSB2</b>
<b>\$34.98 ea</b>	<b>\$38.48 ea</b>

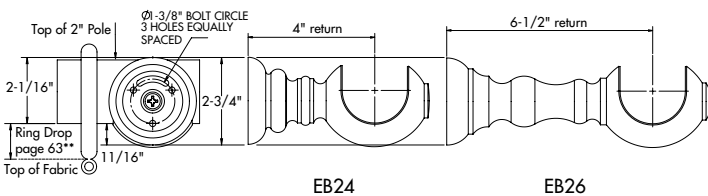



Catalog page 77  2" steel ceiling mount bracket
3/4"W ceiling plate, 3/4"H, 3 1/2" drop <b>TFCS200MCMBK</b>
<b>\$38.48 ea</b>

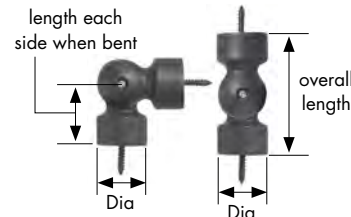
*drop is measured from ceiling to bottom of pole*



Catalog page 77  wood bracket, single	Catalog page 77  wood bracket, single
4" return, 2 3/4"Dia backplate <b>EB24</b>	6 1/2" return, 2 3/4"Dia backplate <b>EB26</b>
<b>\$34.98 ea</b>	<b>\$38.48 ea</b>



Catalog page 77  2" hinged elbow
2 1/2"Dia, 4 3/8" overall length, 3 1/4"L each side when bent <b>TFCR200REL</b>
<b>\$42.56 ea</b>




*Bracket return measured from wall to center of cradle.*

# 2" & 2 1/4" wood and resin

## 2 1/4" brackets

Catalog page 77




wood bracket, single

3 1/2" return,  
1"W x 4 3/4"L backplate

**225WB1**

\$57.13 ea

Catalog page 77




wood bracket, single

6" return,  
1"W x 4 3/4"L backplate

**225WB2**

\$64.13 ea

Catalog page 77



wood bracket, single

4" return,  
2 3/8"Dia backplate

**EB2254**

\$64.13 ea

Catalog page 77

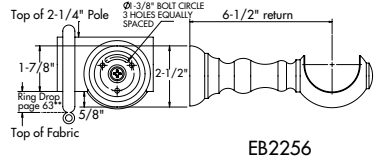
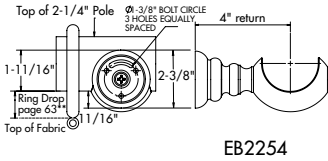
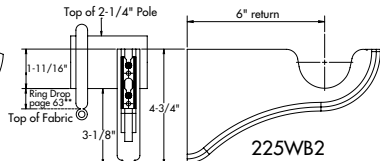
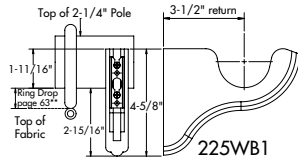


wood bracket, single


6 1/2" return,  
2 1/2"Dia backplate

**EB2256**

\$69.96 ea



Catalog page 77




wood bracket, single

3 1/2" return,  
1"W x 3"L backplate

**225WCS1**

\$64.13 ea

Catalog page 77



wood bracket, single

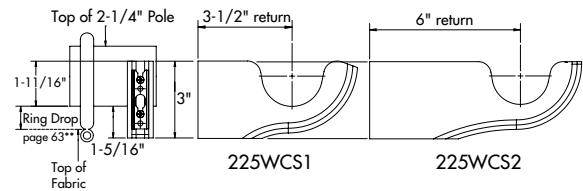
6" return,  
1"W x 3"L backplate

**225WCS2**


\$69.96 ea

\*\*Cannot customize.

\*\*Cannot customize.



Catalog page 77



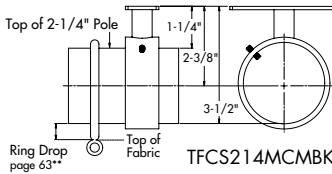
2 1/4" steel ceiling mount bracket

3 1/4"W ceiling plate, 3 3/4"H,  
3 1/2" drop


**TFCS214MCMBK**

\$69.96 ea

drop is measured from ceiling to bottom of pole



Catalog page 77


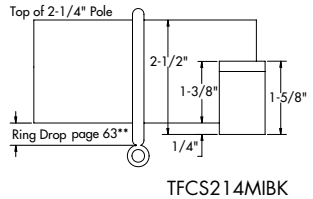


2 1/4" steel inside mount brackets


1 1/2"H x 2 3/4"W backplate, 1" Deep,  
1/4" thick backplate per bracket

**TFCS214MIBK**

\$127.09 pair



Catalog page 77

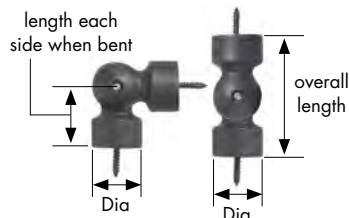


2 1/4" hinged elbow

2 1/8"Dia, 5" overall length,  
3 3/8"L each side when bent

**TFCR214REL**

\$78.12 ea





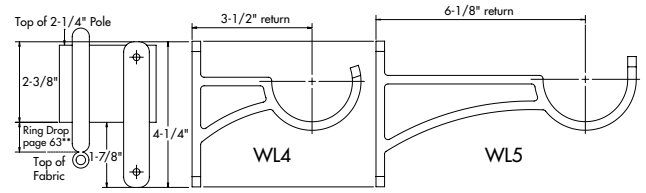
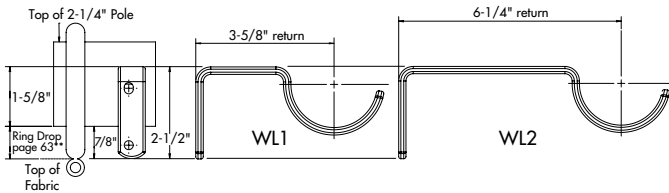
Bracket return measured from wall to center of cradle.







## 2" & 2 1/4" steel brackets

 Catalog page 78	 Catalog page 78
steel bracket, single	steel bracket, single
3 3/8" return, 3/4"W x 2 1/2"L backplate	6 1/4" return, 3/4"W x 2 1/2"L backplate
<b>WL1</b>	<b>WL2</b>
\$50.14 ea	\$57.13 ea

 Catalog page 78	 Catalog page 78
steel bracket, single	steel bracket, single
3 1/2" return, 3/4"W x 4 1/4"L backplate	6 1/8" return, 3/4"W x 4 1/4"L backplate
<b>WL4</b>	<b>WL5</b>
\$78.12 ea	\$85.12 ea

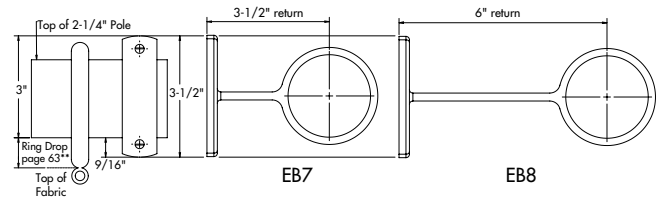
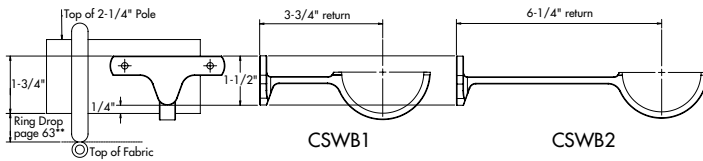


 Catalog page 78	 Catalog page 78
steel bracket, single	steel bracket, single
3 3/4" return 3 1/2"W x 1 1/2"H backplate	6 1/4" return, 3 1/2"W x 1 1/2"H backplate
<b>CSWB1**</b>	<b>CSWB2**</b>
\$78.12 ea	\$85.12 ea

 Catalog page 78	 Catalog page 78
steel eyelet bracket, single	steel eyelet bracket, single
3 1/2" return, 1"W x 3 1/2"L backplate, eyelet 2 3/8"ID	6" return, 1"W x 3 1/2"L backplate, eyelet 2 3/8"ID
<b>EB7</b>	<b>EB8</b>
\$85.12 ea	\$92.11 ea

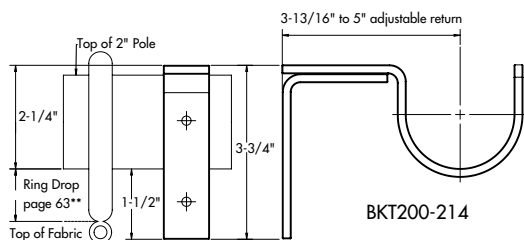
\*\* Cannot customize.

\*\* Cannot customize.



► For custom steel bracket pricing, see page 46: TBKT (T-bracket), DBL1 (double bracket), BL4 (ceiling mount bracket), and FBKT (single bracket).

 Catalog page 78
adjustable steel bracket, single
3 13/16"-5" return, 1"W x 3 3/4"L backplate
<b>BKT200-214</b>
\$64.13 ea



Bracket return measured from wall to center of cradle.

# 2" & 2¼" wood and resin

## 2" & 2¼" diameter wood poles

Catalog page 79

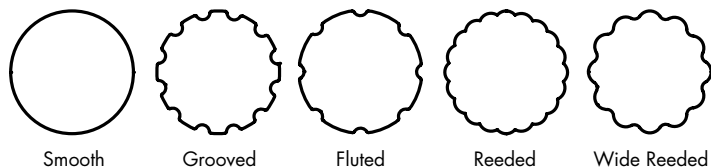
All orders with poles will incur a \$10.00 net packaging fee per order.

### Product Information

- Sold in 2 foot increments, 2 foot minimum
- Cut to specified length. Fall off will not be saved or shipped
- Connector screw available for joining two poles for no additional charge
- EZ glide tape included; no charge

### Please Specify

- Item number
- Custom pole length
- Finish color
- Connector screw, if needed. *We recommend installing a support bracket at the connection*
- Options, if selected (see below)



Maximum continuous length: 192 inches (16')

Item Number	Profile	2 FT	4 FT	6 FT	8 FT	10 FT	12 FT	14 FT	16 FT	per 2 FT
-------------	---------	------	------	------	------	-------	-------	-------	-------	----------

### 2¼" diameter wood poles

225WS	Smooth	\$99.11	\$198.22	\$297.33	\$396.44	\$495.55	\$594.66	\$693.77	\$792.88	\$99.11
225WG	Grooved	\$99.11	\$198.22	\$297.33	\$396.44	\$495.55	\$594.66	\$693.77	\$792.88	\$99.11
225FL	Fluted	\$99.11	\$198.22	\$297.33	\$396.44	\$495.55	\$594.66	\$693.77	\$792.88	\$99.11
225WR	Reeded	\$99.11	\$198.22	\$297.33	\$396.44	\$495.55	\$594.66	\$693.77	\$792.88	\$99.11
225WWR	Wide Reeded	\$99.11	\$198.22	\$297.33	\$396.44	\$495.55	\$594.66	\$693.77	\$792.88	\$99.11

### Options

SCREW Pole connector screw	no charge
TFCFEEMITER-EACH Mitered return fee, see page 45	\$80.00 per return
TFCFEEMITER-45 Standard 45° miter cut (for 90° corners), see page 45	\$65.00 per connection
TFCFEEMITER-NON45 Non-45° miter cut (for non-90° corners), see page 45	\$65.00 per connection
TFCFEWCUT Wood cutting fee for more than one cut, see page 45	\$65.00 per cut

### Fascia Options

TFCFEEMITER-EACH Mitered return fee, see page 45	\$80.00 per return
TFCFEEBLEND Fascia blending fee, see page 45	\$108.00 per blend
TFCFEEFASCUT Fascia fabrication fee, see page 45	\$65.00 per fascia

## 2" diameter wood poles \*40% OFF SRP! While Supplies Last. Prices shown reflect 40% off.



Item Number	Profile	2 FT	4 FT	6 FT	8 FT	10 FT	12 FT	14 FT	16 FT	per 2 FT
-------------	---------	------	------	------	------	-------	-------	-------	-------	----------

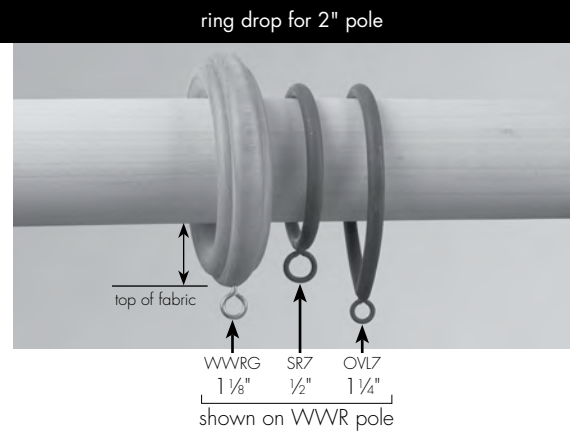
### 2" diameter wood poles

WWR	Smooth	\$50.14	\$100.28	\$150.41	\$200.55	\$250.69	\$300.83	\$350.97	\$401.10	\$50.14
2WG	Grooved	\$50.14	\$100.28	\$150.41	\$200.55	\$250.69	\$300.83	\$350.97	\$401.10	\$50.14
WWF	Fluted	\$50.14	\$100.28	\$150.41	\$200.55	\$250.69	\$300.83	\$350.97	\$401.10	\$50.14
2WR	Reeded	\$50.14	\$100.28	\$150.41	\$200.55	\$250.69	\$300.83	\$350.97	\$401.10	\$50.14


# 2" & 2¼" wood and resin

## 2" rings




Catalog page 79 	Catalog page 79 
smooth steel ring 2¼"ID, 2¾"OD	smooth oval steel ring 2¼"ID, 2¾"OD, 3½"L
<b>SR7</b>	<b>OVL7</b>
\$12.83 ea	\$16.32 ea

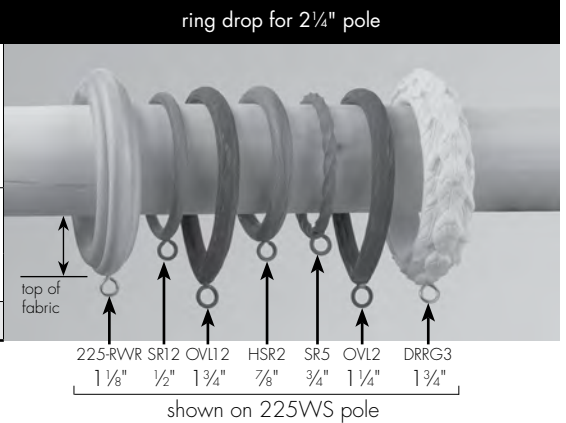




## 2" rings \*40% OFF SRP! While Supplies Last. Prices shown reflect 40% off.

Catalog page 79 
fluted wood ring 2¼"ID, 3¾"OD
<b>WWRG</b>
\$11.08 ea



## 2" & 2¼" rings

Catalog page 79 	Catalog page 79 	Catalog page 79 
fluted wood ring 2¾"ID, 4¼"OD	smooth steel ring 2½"ID, 3"OD	smooth oval steel ring 2½"ID, 3¼"OD, 4"L
<b>225-RWR</b>	<b>SR12</b>	<b>OVL12</b>
\$23.32 ea	\$12.83 ea	\$16.32 ea






Catalog page 79 	Catalog page 79 
twisted steel ring 2¾"ID, 3"OD	leafy resin ring 3"ID, 4½"OD
<b>SR5</b>	<b>DRRG3</b>
\$12.83 ea	\$31.48 ea

## 2" & 2¼" rings \*40% OFF SRP! While Supplies Last. Prices shown reflect 40% off.



Catalog page 79 	Catalog page 79 
hammered steel ring 2½"ID, 3¼"OD	hammered oval steel ring 2½"ID, 3½"OD, 4"L
<b>HSR2</b>	<b>OVL2</b>
\$12.83 ea	\$12.83 ea

# 2" & 2¼" wood and resin


batons		Catalog page 80
 <p>steel baton, specify finish, ⅜"Dia</p>		
SBTN	specify length up to 60"	\$69.96 ea
SBTN60	specify length over 60" up to 96"	\$104.94 ea
 <p>fiberglass baton, white only, ⅜"Dia</p>		
FBTN	specify length up to 48"	\$58.30 ea
 <p>acrylic baton, clear only, ⅜"Dia</p>		
ABTN-36	available in 36"	\$52.47 ea
ABTN-48	available in 48"	\$58.30 ea
 <p>fiberglass baton, specify finish, ⅜"Dia</p>		
TFCBAF-48	available in 48"	\$69.96 ea

EZ glide tape

½"W
Included with pole order. Allows rings and grommets to slide effortlessly across the drapery rod without damaging the finish.
no charge

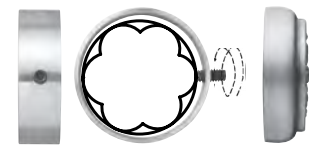
## batons \*40% OFF SRP! While Supplies Last. Prices shown reflect 40% off.

 <p>wood baton, specify finish, ⅝"Dia, handle: 6½"L x 1¼"Dia</p>		
EPBTN-1	specify length up to 48"	\$58.30 ea
 <p>wood baton, specify finish, ⅝"Dia, handle: 5¾"L x 1½"Dia</p>		
EPBTN-2	specify length up to 48"	\$58.30 ea

## 2¼" metal band for rosettes






attach any rosette to the front of a 2¼" pole; rosettes sold separately	
 <p>Catalog page 80</p>	
2¼"Dia metal band for use with 2¼" pole only	
<b>MB214</b>	
\$42.56 ea	






### Installation Tip:




Metal band slides onto pole and is locked in place with set screw. Set screw should be positioned in the front center of pole because it receives the rosette.

## 3" finials

Catalog page 82  1 1/8"L x 3 3/4"W, 3 3/4" base, wood	Catalog page 83  8 1/4"L x 4 1/2"W, 4" base	Catalog page 84  6 1/4"L x 4 3/4"W, 3 1/2" base	Catalog page 82  5 1/2"L x 3 3/4"W, 3 3/4" base	Catalog page 83  4 1/8"L x 4 1/4"W, 3 3/8" base, crystal
<b>3EC</b>	<b>3RY10</b>	<b>F300-1</b>	<b>F300-2</b>	<b>F300-4C</b>
\$57.13 ea	\$127.09 ea	\$113.10 ea	\$113.10 ea	\$198.22 ea

Catalog page 83  4 7/8"L x 4 1/4"W, 3 3/8" base	Catalog page 82  5 5/8"L x 5 1/4"W, 3 3/4" base	Catalog page 82  5 1/4"L x 5 7/8"W, 3 3/4" base	Catalog page 82  5"L x 6"W, 3 3/4" base	Catalog page 82  1 1/4"L x 3 3/4"W, 3 3/4" base
<b>F300-4S</b>	<b>TFCR300124</b>	<b>TFCR300130</b>	<b>TFCR300131</b>	<b>TFCR300190</b>
\$113.10 ea	\$134.09 ea	\$134.09 ea	\$134.09 ea	\$85.12 ea






Catalog page 82  1 1/2"L x 5 1/2"W (3 7/8" Sq), 3 3/4" Sq base
<b>TFCR300192</b>
\$85.12 ea

Scan QR codes by each finial to download the **PRODUCT TEAR SHEET** with dimensions & information!



## 3" finials \*40% OFF SRP! While Supplies Last. Prices shown reflect 40% off.

Catalog page 84  3"L x 5 1/2"W, 3 1/2" base	Catalog page 83  4"L x 4"W, 3 3/8" base	Catalog page 84  8 1/2"L x 6 1/2"W, 3 3/4" base	Catalog page 83  7 1/4"L x 4"W x 3 1/4" base	Catalog page 84  11 1/4"L x 7 1/2"W, 3 3/8" base
<b>3MC11</b>	<b>3R9</b>	<b>3R35</b>	<b>3RF10</b>	<b>3RF20</b>
\$58.30 ea	\$61.80 ea	\$76.96 ea	\$66.46 ea	\$69.96 ea


Catalog page 83  7"L x 5 1/2"W, 3 3/4" base	Catalog page 84  8"L x 4 1/2"W, 3 1/2" base	Catalog page 82  1 1/2"L x 3 3/4"W, 3 3/4" base	Catalog page 83  3 7/8"L x 4 1/2"W, 3 3/8" base	Catalog page 84  7"L x 4"W, 3 1/4" base
<b>3RF86</b>	<b>3W100</b>	<b>EC300-1</b>	<b>F300-3</b>	<b>F513</b>
\$66.46 ea	\$69.96 ea	\$43.14 ea	\$66.46 ea	\$66.46 ea

Catalog page 83  8 1/2"L x 5 1/2"W, 3 1/2" base	Catalog page 84  7 3/4"L x 7"W, 4" base	Catalog page 82  3 3/4"L x 4 1/4"W, 3 3/8" base	Catalog page 83  5 1/2"L x 3 3/4"W, 3 3/4" base	Catalog page 83  7 1/2"L x 4 1/8"W, 3 3/8" base
<b>R369</b>	<b>RD3</b>	<b>TFCR300121</b>	<b>WW26-1</b>	<b>WW75</b>
\$66.46 ea	\$66.46 ea	\$66.46 ea	\$66.46 ea	\$69.96 ea

# 3" wood and resin

## 3" brackets

Catalog page 85




resin bracket, single

4 1/4" return,  
1"W x 4 3/4"L backplate

**3LFB1**

\$78.12 ea

Catalog page 85




resin bracket, single

6" return,  
1"W x 5 1/2"L backplate

**3LFB2**

\$85.12 ea

Catalog page 85

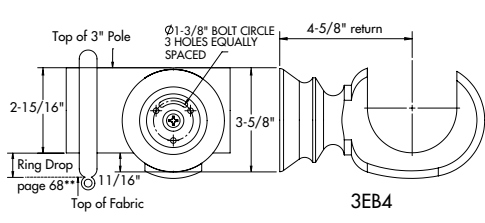
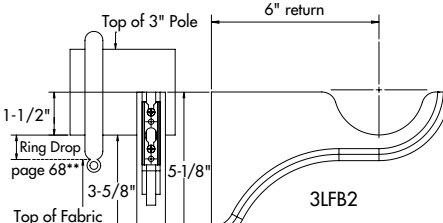
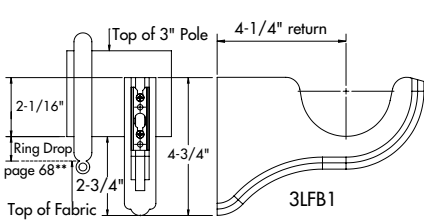


wood bracket, single


4 5/8" return,  
3 3/8" Dia backplate

**3EB4**

\$92.11 ea



Catalog page 85




wood bracket, single

4 1/2" return,  
1 1/8"W x 4 7/8"L backplate

**3WB1**

\$64.13 ea

Catalog page 85




wood bracket, single

5 7/8" return,  
1 1/8"W x 4 7/8"L backplate

**3WB2**

\$69.96 ea

Catalog page 85

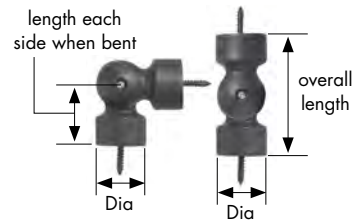
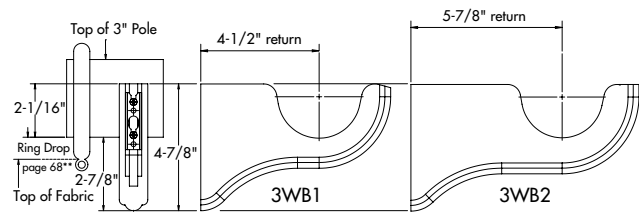


3" hinged elbow


3" Dia, 4 7/8" overall length,  
4"L each side when bent

**3-LELB**

\$113.10 ea



Catalog page 85




steel bracket, single

3 1/2" return,  
3/4"W x 3 3/8"L backplate

**3L5**

\$85.12 ea

Catalog page 85

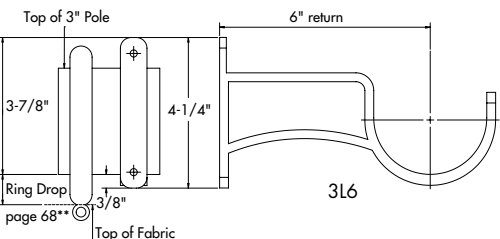
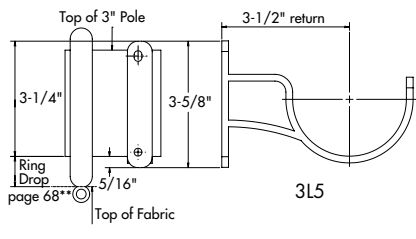


steel bracket, single

6" return,  
3/4"W x 4 1/4"L backplate

**3L6**

\$92.11 ea




► For custom steel bracket pricing, see page 46: TBKT (T-bracket), DBL1 (double bracket), BL4 (ceiling mount bracket), and FBKT (single bracket).

Bracket return measured from wall to center of cradle.

## 3" brackets

Catalog page 85

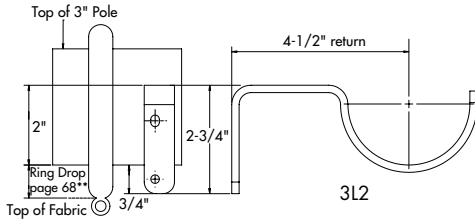


steel bracket, single

4½" return,  
¾"W x 2¾"L backplate

**3L2**

\$57.13 ea



Catalog page 85

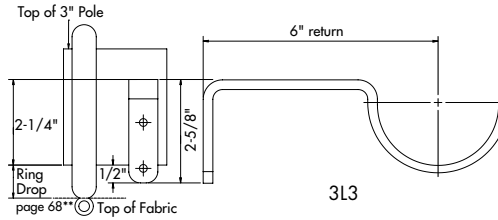


steel bracket, single

6" return,  
¾"W x 2¾"L backplate


**3L3**

\$64.13 ea



## 3" brackets \*40% OFF SRP! While Supplies Last. Prices shown reflect 40% off.

Catalog page 85

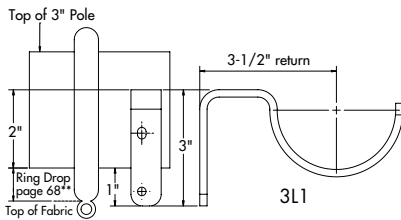


steel bracket, single

3½" return,  
¾"W x 3"L backplate

**3L1**

\$31.48 ea



Catalog page 85

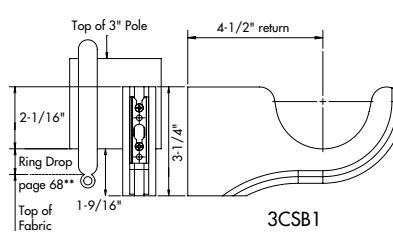


wood bracket, single

4½" return,  
1½"W x 3¾"L backplate

**3CSB1**

\$38.48 ea



Catalog page 85

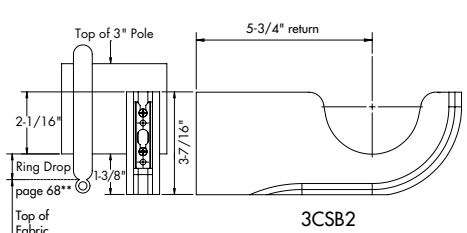


wood bracket, single


5¾" return,  
1½"W x 3¾"L backplate

**3CSB2**

\$42.56 ea



Catalog page 85

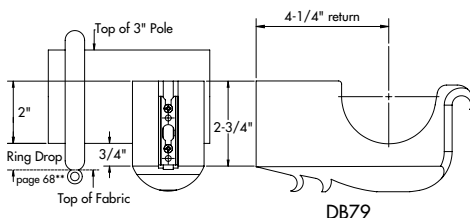


resin bracket, single


4½" return,  
2¾"W x 2¾"L backplate

**DB79**

\$76.96 ea



Catalog page 85



resin bracket, single

3½" return,  
2¾"W x 8¾"L backplate

**DB77**

\$76.96 ea

► For custom steel bracket pricing, see page 46: TBKT (T-bracket), DBL1 (double bracket), BL4 (ceiling mount bracket), and FBKT (single bracket).

Bracket return measured from wall to center of cradle.

# 3" wood and resin

## 3" diameter poles

Catalog page 87

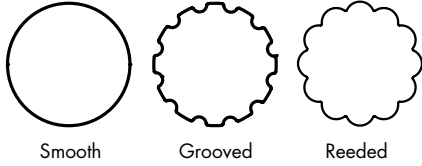
All orders with poles will incur a \$10.00 net packaging fee per order.

### Product Information

- Sold in 2 foot increments, 2 foot minimum
- Cut to specified length. Fall off will not be saved or shipped
- Connector screw available for joining two poles for no additional charge
- EZ glide tape included; no charge

### Please Specify

- Item number
- Custom pole length
- Finish color or stain
- Connector screw, if needed. *We recommend installing a support bracket at the connection*
- Options, if selected (see below)



Smooth

Grooved

Reeded

Maximum continuous length: 192 inches (16')

Item Number	Profile	2 FT	4 FT	6 FT	8 FT	10 FT	12 FT	14 FT	16 FT	per 2 FT
3SM	Smooth	\$176.07	\$352.13	\$528.20	\$704.26	\$880.33	\$1,056.40	\$1,232.46	\$1,408.53	\$176.07
3GR	Grooved	\$176.07	\$352.13	\$528.20	\$704.26	\$880.33	\$1,056.40	\$1,232.46	\$1,408.53	\$176.07
3RD	Reeded	\$176.07	\$352.13	\$528.20	\$704.26	\$880.33	\$1,056.40	\$1,232.46	\$1,408.53	\$176.07




### Options

SCREW Pole connector screw	no charge
TFCFEEMITER-EACH Mitered return fee, see page 45	\$80.00 per return
TFCFEEMITER-45 Standard 45° miter cut (for 90° corners), see page 45	\$65.00 per connection
TFCFEEMITER-NON45 Non-45° miter cut (for non-90° corners), see page 45	\$65.00 per connection
TFCFEEWCUT Wood cutting fee for more than one cut, see page 45	\$65.00 per cut

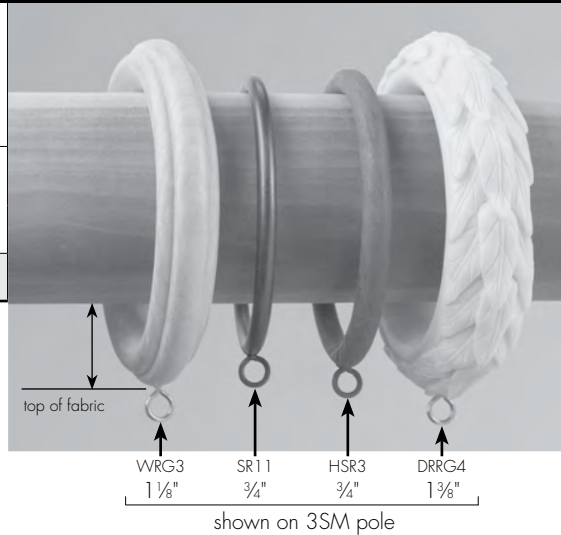
### Fascia Options

TFCFEEMITER-EACH Mitered return fee, see page 45	\$80.00 per return
TFCFEEBLEND Fascia blending fee, see page 45	\$108.00 per blend
TFCFEEFASCUT Fascia fabrication fee, see page 45	\$65.00 per fascia

## 3" rings

Catalog page 86	Catalog page 86	Catalog page 86
		
fluted wood ring 3 3/8"ID, 5 1/8"OD	smooth steel ring 3 1/2"ID, 4"OD	leafy resin ring 3 1/2"ID, 5 1/4"OD
<b>WRG3</b>	<b>SR11</b>	<b>DRRG4</b>
\$29.15 ea	\$15.16 ea	\$37.31 ea

ring drop/distance from pole to drapery top:



**3" rings \*40% OFF SRP! While Supplies Last. Prices shown reflect 40% off.**


Catalog page 86



hammered steel ring 3 3/8"ID, 4 1/4"OD
<b>HSR3</b>
\$19.24 ea














# 3" wood and resin





















batons		Catalog page 87
 <p>steel baton, specify finish, 3/8"Dia</p>		
<b>SBTN</b>	specify length up to 60"	\$69.96 ea
<b>SBTN60</b>	specify length over 60" up to 96"	\$104.94 ea
 <p>fiberglass baton, white only, 3/8"Dia</p>		
<b>FBTN</b>	specify length up to 48"	\$58.30 ea
 <p>acrylic baton, clear only, 3/8"Dia</p>		
<b>ABTN-36</b>	available in 36"	\$52.47 ea
<b>ABTN-48</b>	available in 48"	\$58.30 ea
 <p>fiberglass baton, specify finish, 3/8"Dia</p>		
<b>TFCBAF-48</b>	available in 48"	\$69.96 ea

EZ glide tape

1/2"W
Included with pole order. Allows rings and grommets to slide effortlessly across the drapery rod without damaging the finish.
<b>no charge</b>






batons *40% OFF SRP! While Supplies Last. Prices shown reflect 40% off.		
 <p>wood baton, specify finish, 5/8"Dia, handle: 6 1/8"L x 1 1/4"Dia</p>		
<b>EPBTN-1</b>	specify length up to 48"	\$58.30 ea
 <p>wood baton, specify finish, 5/8"Dia, handle: 5 3/4"L x 1 1/2"Dia</p>		
<b>EPBTN-2</b>	specify length up to 48"	\$58.30 ea

# rosettes

rosettes				
 Catalog page 89	 Catalog page 89	 Catalog page 90	 Catalog page 89	 Catalog page 89
2"Dia, brass	1 1/4"Dia, steel	3 3/4"Dia, steel	2 3/4"Dia, resin	1 7/8"Dia, resin
<b>EC3</b>	<b>EC4</b>	<b>R-22</b>	<b>REC73</b>	<b>RF4</b>
\$92.11 ea	\$57.13 ea	\$64.13 ea	\$64.13 ea	\$50.14 ea
 Catalog page 90	 Catalog page 91	 Catalog page 90	 Catalog page 90	 Catalog page 89
3 3/4"Dia, resin	6"Dia, resin	3"Sq, 4 1/4"Diagonal, crystal	3"Sq, 4 1/4"Diagonal, resin	2"Dia, steel
<b>ROS-1S</b>	<b>ROS-5</b>	<b>ROS-6C</b>	<b>ROS-6S</b>	<b>SEC-2</b>
\$69.96 ea	\$113.10 ea	\$99.11 ea	\$69.96 ea	\$57.13 ea
 Catalog page 89				
1 1/4"Dia, steel				
<b>SEC-125</b>				
\$50.14 ea				



rosettes *40% OFF SRP! While Supplies Last. Prices shown reflect 40% off.				
 Catalog page 90	 Catalog page 89	 Catalog page 91	 Catalog page 91	 Catalog page 89
4 1/2"Dia, resin	4 1/4"Dia, resin	5"Dia, resin	4 3/4"Sq, 7"Diagonal, resin	4"Dia, resin
<b>R-2</b>	<b>R5</b>	<b>R8</b>	<b>R10</b>	<b>R11</b>
\$34.98 ea	\$34.98 ea	\$34.98 ea	\$34.98 ea	\$34.98 ea
 Catalog page 89	 Catalog page 89	 Catalog page 91	 Catalog page 89	 Catalog page 90
3 3/4"Dia, resin	3"Dia, steel	4 1/4"Dia, steel	3 1/2"Dia, resin	2 7/8"Dia, steel
<b>R15</b>	<b>R-16</b>	<b>R-17</b>	<b>R18</b>	<b>R-21</b>
\$34.98 ea	\$34.98 ea	\$38.48 ea	\$34.98 ea	\$34.98 ea
 Catalog page 89	 Catalog page 90	 Catalog page 90	 Catalog page 90	 Catalog page 90
3 1/2"Dia, steel	3"Dia, resin	3"Dia, resin	3"Dia, resin	4 1/2"Dia, resin
<b>R23</b>	<b>R24</b>	<b>R64</b>	<b>R65</b>	<b>R73</b>
\$34.98 ea	\$34.98 ea	\$34.98 ea	\$34.98 ea	\$34.98 ea
 Catalog page 91	 Catalog page 91	 Catalog page 89	 Catalog page 90	 Catalog page 89
5 1/2"Dia, brass	5 1/4"Dia, steel	4 1/2"Dia, resin	4 1/4"Dia, resin	3 3/8"Dia, resin
<b>R101</b>	<b>R-107</b>	<b>REP1</b>	<b>RMC11</b>	<b>RMC13</b>
\$46.64 ea	\$46.64 ea	\$34.98 ea	\$34.98 ea	\$34.98 ea

**rosettes \*40% OFF SRP! While Supplies Last. Prices shown reflect 40% off.**


 Catalog page 90	 Catalog page 90	 Catalog page 91	 Catalog page 91	 Catalog page 89
3 3/4" Dia, crystal	4" Dia, resin	5" Dia, resin	5 3/4" Dia, resin	1 1/4" Dia, steel
<b>ROS-1C</b>	<b>ROS-2</b>	<b>ROS-3</b>	<b>ROS-4</b>	<b>R-RND</b>
\$54.80 ea	\$38.48 ea	\$38.48 ea	\$38.48 ea	\$19.24 ea

 Catalog page 89
4 1/4" Dia, wood
<b>WR30</b>
\$38.48 ea

**metal bands for rosettes**


  Catalog page 92
attaches rosette to front of pole
1" Dia metal band for use with 1" pole
<b>MB100</b>
\$28.57 ea
1 3/8" Dia metal band for use with 1 3/8" pole
<b>MB138</b>
\$35.56 ea
2 1/4" Dia metal band for use with 2 1/4" pole
<b>MB214</b>
\$42.56 ea

**rosette brackets**

 Catalog page 92
steel brackets
2 1/2" projection
<b>BL25</b>
\$9.91 ea
3 1/2" projection
<b>BL3</b>
\$9.91 ea
6" projection
<b>BL6</b>
\$9.91 ea




**rosette posts \*40% OFF SRP! While Supplies Last. Prices shown reflect 40% off.**

 Catalog page 92	 Catalog page 92
steel posts	wood posts
2 1/2" projection	2 1/2" projection
<b>NBL2</b>	<b>WTBS2</b>
\$15.74 ea	\$23.32 ea
3 1/2" projection	4 1/4" projection
<b>NBL4</b>	<b>WTBS4</b>
\$15.74 ea	\$23.32 ea
6" projection	6" projection
<b>NBL6</b>	<b>WTBS6</b>
\$15.74 ea	\$23.32 ea




Attach any rosette to the front of a pole. Metal band slides onto pole and is locked in place with set screw. Set screw should be positioned in the front center of pole because it receives the rosette. Rosettes sold separately.

# tiebacks



tiebacks		
 Catalog page 93	 Catalog page 93	 Catalog page 93
9½"L x 5" projection	10"L x 4¼"W	4½"L x 1¼" projection
<b>STBA7</b>	<b>STB</b>	<b>TTBH-1</b>
\$99.11 ea	\$64.13 ea	\$64.13 ea

►specify left or right (shown)

## tiebacks \*40% OFF SRP! While Supplies Last. Prices shown reflect 40% off.

 Catalog page 93
3½"L x 1¼" projection
<b>TTBH-2</b>
\$43.14 ea

## custom steel tiebacks

 Catalog page 93	 Catalog page 93
6"L back arm x 4½"L front arm, 4½" projection	8"L back arm x 8"L front arm, 6½" projection
<b>TBA</b>	<b>STBA1</b>
\$50.14 ea	\$176.07 ea

Shown I651 rosette, tip mount  
Rosettes sold separately.



Shown with R73 rosette, face mount  
Rosettes sold separately.

Attach finial or rosette of choice to face or tip of STBA1 or TBA. Add the following upCharge. *Finials and rosettes sold separately.*




TFCFEE-DRILL Drill and tap fee (for any finial or rosette)	\$15.00 ea
TFCFEE-SWELD Spot weld fee (for steel finial or rosette only)	\$15.00 ea
Screw on tip mount	no charge

specify if "face" mount or "tip" mount

**standard crests** Attach to pole with L-bracket or attach to wall with custom H-bracket.

Catalog page 94	Catalog page 94
	
20"W x 8¾"H	16½"W x 7¼"H
<b>C1</b>	<b>C7</b>
\$134.09 ea	\$134.09 ea

**standard crests \*40% OFF SRP! While Supplies Last. Prices shown reflect 40% off.**

Catalog page 94	Catalog page 94	Catalog page 94
		
23¾"W x 9"H	26¼"W x 7½"H	27½"W x 15¼"H
<b>C2</b>	<b>C6</b>	<b>C8</b>
\$96.20 ea	\$73.46 ea	\$96.20 ea

standard crest installation methods

**Pole Mount**

L-bracket attaches standard crest to top of pole.

Note: L-bracket included with standard crest.

**Custom Wall Mount**

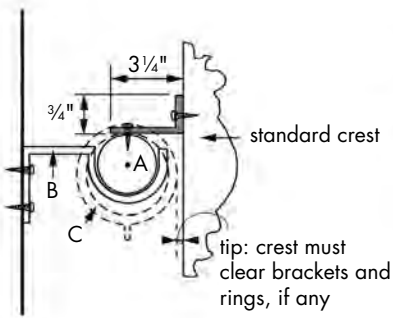
custom H-bracket attaches crest to wall independently of drapery hardware.

**Traverse Fascia Mount**

required crest block attaches crest to corded or motorized traverse with fascia.

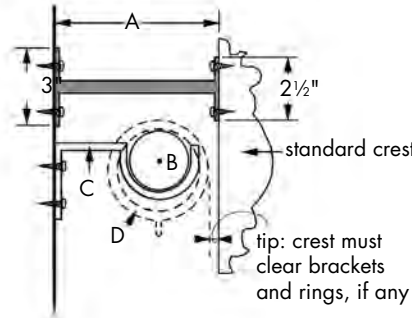
HBKT Custom h-bracket	\$76.96 ea
--------------------------	------------

Crest block	\$34.98 ea
-------------	------------



please specify:

- A. pole size and profile.
- B. bracket and return (distance from wall to center of cradle).
- C. ring, if any.



please specify:

- A. return (distance from wall to back of crest)
- if crest is being installed with drapery hardware, please also specify:
- B. pole size and profile.
  - C. pole bracket and return (distance from wall to center of cradle).
  - D. ring, if any.

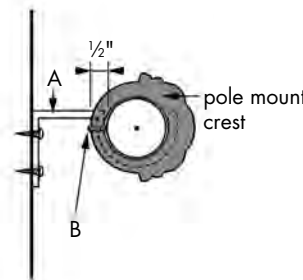
TFCFEE-CBKT Custom bracket modifications fee for brackets over 8"	\$25.00 ea
---	------------

**please note:**  
Attaching fabric panels to the standard crest is not advised. All fabric treatments, whether swags or drapery panels, need to be installed independently of the custom H-bracket, as it is only meant to hold the weight of a standard crest.

**pole mount crests slide onto pole; cannot be wall mounted**  
**\*40% OFF SRP! While Supplies Last. Prices shown reflect 40% off.**

Catalog page 94	Catalog page 94
	
14¾"W x 6"H pole mount only	10¾"W x 4¼"H pole mount only
<b>C3</b>	<b>C4</b>
\$96.20 ea	\$73.46 ea

**pole mount crest installation method**  
pole mount crest slides onto pole



Set screw (B) holds crest in place. Be sure the return (distance from wall to center of cradle) on your pole brackets (A) allow the back of the crest to clear the wall and other objects.

please note:

- pole brackets (A) cannot be installed where the pole mount crest is positioned (if center support bracket is needed, it will be to the side(s) of the crest).
- rings will not fit behind pole mount crest.

**R-TEC Automation<sup>®</sup> motorized traverse systems**



## **R-TEC** AUTOMATION<sup>®</sup> by Rowley<sup>®</sup>

### **unrivaled design**

R-TEC Automation<sup>®</sup> products are meticulously designed to combine beauty, form and function with superior performance.

### **uncompromising quality & service**

Our products have been designed and tested to meet the highest industry standards. We proudly stand behind our products by providing expert services to support you along with a motor backed by a 5 year warranty to protect your client's investment.

### **intuitive programming**

R-TEC Smart Controls offer modern design and lifestyle options with easy programming and the ability to integrate with the latest smart home solutions. The Hub and App solution is designed to control window treatments directly from a smartphone or mobile device and is easily integrated with voice control systems for a more personalized experience.

### **unsurpassed value**

Provide your clients with innovative window treatment solutions that fit their budget expectations with R-TEC Automation<sup>®</sup> drapery and shade systems that offer unrivaled design, uncompromising quality and service, and intuitive control options at exceptional price points.





# R-TEC Automation® 1<sup>3</sup>/<sub>8</sub>" metal motorized traverse systems

1<sup>3</sup>/<sub>8</sub>" metal motorized traverse systems

Traverse Collection Catalog page 6

LHON BATTERY OR 110v AC/DC POWER, RIPPLEFOLD OR PINCH PLEAT | AVAILABLE IN 1<sup>3</sup>/<sub>8</sub>" DIAMETER



## single traverse system, wall mount

- wall bracket: 3 1/2" or 6" return options
- traverse system includes track, motor, power option, drive belt & clips, pulleys, pendants, brackets, glides, master carriers, round end caps and a Push5 handheld or wall mount remote
- modern metal & metal collection finials or our NEW French Returns for Traverse, & additional remote options sold separately



## double traverse system, wall mount

- wall bracket: 3" and 7 1/2" returns
- traverse system includes tracks, motors, power options, drive belt & clips, pulleys, pendants, brackets, glides, master carriers, round end caps and a Push5 handheld or wall mount remote
- modern metal & metal collection finials or our NEW French Returns for Traverse, & additional remote options sold separately



## single traverse system, ceiling mount

- ceiling bracket: 3 11/16" drop
- traverse system includes track, motor, power option, drive belt & clips, pulleys, pendants, brackets, glides, master carriers, round end caps and a Push5 handheld or wall mount remote
- modern metal & metal collection finials or our NEW French Returns for Traverse, & additional remote options sold separately



## double traverse system, ceiling mount

- ceiling bracket: 4" drop, 4 1/2" between centers of tracks
- traverse system includes tracks, motors, power options, drive belt & clips, pulleys, pendants, brackets, glides, master carriers, round end caps and a Push5 handheld or wall mount remote
- modern metal & metal collection finials or our NEW French Returns for Traverse, & additional remote options sold separately



## single traverse system, low-profile ceiling mount

- ceiling bracket: 1 1/2" drop
- traverse system includes track, motor, power option, drive belt & clips, pulleys, pendants, brackets, glides, master carriers, round end caps and a Push5 handheld or wall mount remote
- modern metal & metal collection finials or our NEW French Returns for Traverse, & additional remote options sold separately



# R-TEC Automation® 1 3/8" metal motorized traverse systems

INCLUDED IN SYSTEM: R-TEC AUTOMATION® METAL TRAVERSE TRACK, ROUND METAL END CAPS, BRACKETS, COMPONENTS, MOTOR, POWER OPTION & PUSH5 HANDHELD OR WALL MOUNT REMOTE



## R-TEC Automation® slim drapery motor RTMLDSS50

- slim motor, 1 per metal traverse track
- maximum drapery weight: 77 lbs
- maximum track length: 24'
- power option: li-ion battery (includes battery charger & USB cable) or 110v AC/DC power transformer (includes 10' cord with 3 conductor male plug)
- motor can be mounted on right or left for center draw
- available in white
- 5 year warranty

## R-TEC metal traverse track

- track sold in 1 foot increments, 4' minimum
- maximum continuous length is 12' (select finishes); spliced lengths up to 24' (maximum of 2 splices per metal traverse track system)
- available in all finishes shown on page 79

## power options



RTMLDSSB  
li-ion battery



RTMLDSSBC  
battery charger



RTMLDSSUSB  
USB charger cable



RTMDSSPT  
110v AC/DC power transformer 10' (plug included)



## R-TEC Automation® Push5 handheld remote with wall mount

- (5 channel)
- 4 3/4"H x 2"W x 3/8"D
  - 1 remote control per system
  - range: 65'
  - programmable Favorite Position to set your favorite drapery position
  - available in off-white

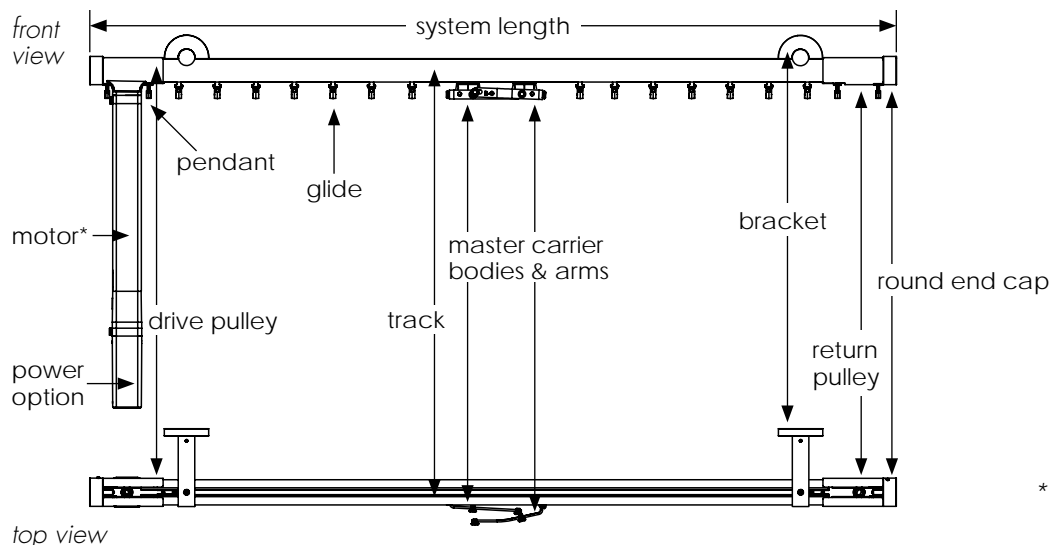
## Motor Weight Capacity

	Motor	maximum drapery weight per total length of system (lbs)			
		18' or less	20'	22'	24'
AUTOMATION®	Slim Drapery Motor	77	77	77	77

Note: 77 lbs. is for single or double systems (combined panel weight for double system) Capacity ratings are based on internal system friction only. External loads caused by fabric friction, drag, or obstructions will adversely affect pulling capacity or stop motor due to resistance.

## Motorized Traverse System

includes motor(s) with power option(s), track(s) with components, round end caps, brackets and a Push5 channel handheld or wall mount remote (1 per system)



\*motor cannot be top mounted

# R-TEC Automation® 1<sup>3</sup>/<sub>8</sub>" metal motorized traverse systems

System Features	R-TEC Automation® Slim Drapery Motor
<b>System Features</b>	
center draw or one-way draw available	X
White or Bronze track, components and brackets available	X
track maximum length	24'
maximum number of track splices	2
<b>Motor Features</b>	
battery power option	X
motor cord length as purchased	10' (custom length up to 20' available)
2-way RF communication	X
adjustable speed	X
preferred open / close position	X
favorite position	X
obstruction detection	X
manual override	X
quiet operation	X
soft start / stop	X
average linear speed	5.5" (14 cm)/sec
motorized track noise level	44 dB
maximum weight	77 lbs
motor unit can be installed on either end of track	X
<b>Control Options</b>	
sun control	X
digital technology	ARC™
Solar Power	X
<b>Installation Features</b>	
programming buttons on motor unit	X
power supply	li-ion battery or 110v AC/DC power transformer
amperage	1.3 A
power consumption	20 W
power cable type	3 conductor male plug
<b>Standard Accessories included with system</b>	
Push5 handheld or wall mount remote (remote control; white)	X
<b>Carrier Features</b>	
White or Bronze pinch pleat glides	X
White or Bronze Ripplefold glides (choose 60%, 80%, 100%, or 120% fullness)	X

## Additional R-TEC Smart Controls

can be ordered at additional cost



- MT02-0401-067001**  
Automate™ Pulse 2 Hub  
2-way RF; Wi-Fi built in  
• 4½"H x 1¼"W x 4½"D  
• range: 60'



- RTMHR1C**  
handheld or wall mount remote, 1 channel  
• 5¾"H x 1¼"W x ½"D  
• range: 65'  
• available in white



- RTMHR5C**  
Push5 handheld or wall mount remote, 5 channel  
• 4¾"H x 2"W x ¾"D  
• range: 65'  
• available in off-white



- RTMHRP15C (K)**  
Push15 handheld or wall mount remote, 15 channel  
• 4¾"H x 2"W x ¾"D  
• range: 65'  
• available in white or black



- RTMHR15C**  
handheld or wall mount remote, 15 channel  
• 5¾"H x 1¼"W x ½"D  
• range: 65'  
• available in white



- RTMWSR5C**  
surface mount wall switch  
5 channel  
• 4½"H x 2¾"W x ¾"D  
• range: 65'  
• available in white



- RTMWCR1C RTMWCR2C RTMWSR15C**  
cut-in wall mount switch, 1, 2 or 15 ch  
• 4½"H x 2¾"W x 1"D  
• range: 65'  
• available in white  
• RTMSMB/W required for installation



- RTMISS**  
interior sun sensor  
• 1¾"H x 1¾"W x ⅝"D  
• range: 65'  
• available in white



- RTMUSR**  
ARC USB signal repeater  
• 2"L x 2½"L with USB x 1½"W  
• extends the wireless range of the Hub and remotes up to 60'  
• maximum 2 repeaters per system or network  
• available in white (color may vary)



- RTMLDSSBC**  
wall charger for USB signal repeater  
• 1¾"W x 1¾"L  
• available in white (color may vary)



- RTMSOLAR2**  
solar panel battery charger  
• 4⅝"H x 12⅞"W x 1⅜"D  
• includes l-bracket, cables & fastener

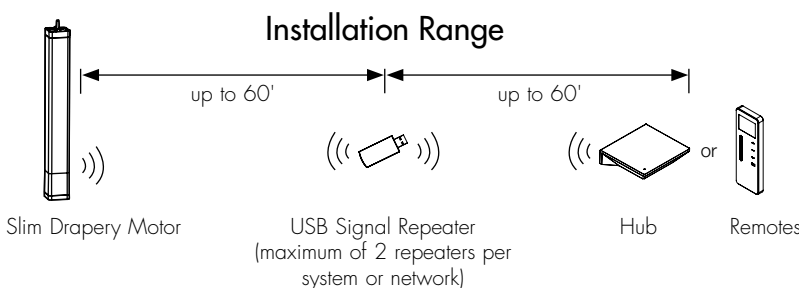
**Automate™ Pulse 2 App - Control your window coverings with a smartphone or tablet**  
The App enables simple, intuitive control and system configuration from your smartphone or tablet.

Download on the **App Store**

GET IT ON **Google Play**

Pair the Hub and App with these systems (not sold by Rowley):

Works with **Apple HomeKit** | Works with **IFTTT** | works with the **Google Assistant** | **amazon alexa** ENABLED



# R-TEC Automation® 1 3/8" metal motorized traverse systems

## 1 3/8" metal motorized traverse systems

Continuous lengths up to 12' and spliced lengths up to 24'

Traverse Collection Catalog page 4-9

Orders with R-TEC motorized traverse systems will incur a \$25 packaging fee. Orders that contain a Li-ion battery will be charged a \$25.00 shipping surcharge.

LI-ION BATTERY OR 110v AC/DC POWER, RIPPLEFOLD OR PINCH PLEAT

Systems are sold in 1 ft increments

Item #	Dia.	4'	5'	6'	7'	8'	9'	10'	11'	12'	price per ft
--------	------	----	----	----	----	----	----	-----	-----	-----	--------------

single traverse system, wall mount, 3 1/2" return (includes track, motor, power option, brackets, round end caps, 5 channel remote & components)

CSRTFCM138400	1 3/8"	\$1,769.99	\$1,862.10	\$1,954.22	\$2,046.33	\$2,138.44	\$2,230.56	\$2,322.67	\$2,414.79	\$2,506.90	\$92.11
---------------	--------	------------	------------	------------	------------	------------	------------	------------	------------	------------	---------

single traverse system, wall mount, 6" return (includes track, motor, power option, brackets, round end caps, 5 channel remote & components)

CSRTFCM138401	1 3/8"	\$1,858.60	\$1,961.21	\$2,063.82	\$2,166.43	\$2,269.04	\$2,371.64	\$2,474.25	\$2,576.86	\$2,679.47	\$102.61
---------------	--------	------------	------------	------------	------------	------------	------------	------------	------------	------------	----------

double traverse system, wall mount (includes tracks, motors, power options, brackets, round end caps, 5 channel remote & components)

CSRTFCM138402	1 3/8"	\$3,539.98	\$3,724.20	\$3,908.43	\$4,092.66	\$4,276.89	\$4,461.12	\$4,645.34	\$4,829.57	\$5,013.80	\$184.23
---------------	--------	------------	------------	------------	------------	------------	------------	------------	------------	------------	----------

single traverse system, ceiling mount (includes track, motor, power option, brackets, round end caps, 5 channel remote & components)

CSRTFCM138403	1 3/8"	\$1,769.99	\$1,862.10	\$1,954.22	\$2,046.33	\$2,138.44	\$2,230.56	\$2,322.67	\$2,414.79	\$2,506.90	\$92.11
---------------	--------	------------	------------	------------	------------	------------	------------	------------	------------	------------	---------

double traverse system, ceiling mount (includes tracks, motors, power options, brackets, round end caps, 5 channel remote & components)

CSRTFCM138404	1 3/8"	\$3,539.98	\$3,724.20	\$3,908.43	\$4,092.66	\$4,276.89	\$4,461.12	\$4,645.34	\$4,829.57	\$5,013.80	\$184.23
---------------	--------	------------	------------	------------	------------	------------	------------	------------	------------	------------	----------

single traverse system, low-profile ceiling mount (includes track, motor, power option, brackets, round end caps, 5 channel remote & components)

CSRTFCM138406	1 3/8"	\$1,761.91	\$1,854.03	\$1,946.14	\$2,038.26	\$2,130.37	\$2,222.48	\$2,314.60	\$2,406.71	\$2,498.83	\$92.11
---------------	--------	------------	------------	------------	------------	------------	------------	------------	------------	------------	---------

## 1 3/8" modern metal finishes

Traverse Collection Catalog page 9

CH	Chrome	BBN	Brushed Black Nickel
BN	Brushed Nickel	MK	Matte Black
SG	Satin Gold		

## 1 3/8" metal finishes

Traverse Collection Catalog page 9

PN	Polished Nickel	ORB	Oil Rubbed Bronze
AP	Antique Pewter	SK	Satin Black
AB	Antique Brass	MK	Matte Black*
BZ	Brushed Bronze		

- maximum continuous track length in Chrome (CH), Satin Gold (SG), Brushed Bronze (BZ) and Oil Rubbed Bronze (ORB) is 8'. All other finishes available up to 12'. Center draw tracks can be spliced for longer lengths
- Matte Black (MK) tracks and brackets coordinate with Venetian Bronze (VZ) and Dark Oil Rubbed Bronze (DRB) finials\*
- see page 82 for finials or below for NEW French Returns. Sold separately
- R-TEC metal traverse can be painted in any of the 50 TFC Standard painted finishes at no additional charge

## french returns for traverse



\*Includes 1 Return, 1 Splice, 1 French Return Ring to reduce sidelight, 4 End Stops, 4 Ripplefold Carriers, 2 Pinch Pleat Carriers, 1 Allen Wrench and 2 Extra Set Screws

Item #	Name	Color	NET Price
--------	------	-------	-----------

## R-TEC Smart Controls *Push5 channel remote included*

RTMHR1C	Handheld or wall mount remote-1 ch	White	\$68.90
RTMHR5C	Push5 handheld or wall mount remote-5 ch	White	\$74.20
RTMHRP15C RTMHRP15C/K	Push15 Handheld or wall mount remote-15 ch	White or Black	\$79.50
RTMHR15C	Handheld or wall mount remote-15 ch	White	\$90.10
RTMWSR5C	Surface Mount Wall Switch-5 channel	White	\$74.20
RTMWCR1C	CuIn Wall Mount Switch, 1 ch *RTMSMB/W required for installation.	White	\$53.68
RTMWCR2C	CuIn Wall Mount Switch, 2 ch *RTMSMB/W required for installation.	White	\$59.99
RTMWSR15C	CuIn Wall Mount Switch, 15 ch *RTMSMB/W required for installation.	White	\$79.50
RTMSMB/W	*Surface Mount Wall Back Box	White	\$9.01
MT02-0401-067001	Wi-Fi to ARC Bridge Hub, 2-Way RF- includes USB Power Card, Power Plug & Ethernet Cable	White	\$270.30
RTMISS	Interior Sun Sensor	White	\$47.70
RTMUSR	ARC USB Signal Repeater	White	\$127.20
RTMLDSSBC	Wall Charger for USB Signal Repeater	White	\$15.90
RTMSOLAR2	Solar Panel Battery Charger includes L-Bracket, Cables & Fastener	Black	\$127.20

Item #	Name	NET Price
--------	------	-----------

## R-TEC Automation® Motor Kits

RTMLDKIT	Slim Drapery Motor with Li-ion Battery, Wall Charger & USB Cable (included)	\$371.00
RTMLDS2KIT	Slim Drapery Motor with Li-ion Battery, Wall Charger & Solar Panel Charger	\$498.20
RTMLDACKIT	Slim Drapery Motor with 110v AC/DC Power Transformer 10' with 3 Conductor Male Plug	\$312.70






## 1 3/8" glide and bracket chart




Quantity included per set based on cut track length	4'	5'	6'	7'	8'	9'	10'	11'	12'	13'	14'	15'	16'	17'	18'	19'	20'	21'	22'	23'	24'
Glides [4 per foot, includes master carriers & end caps (2)]	16	20	24	28	32	36	40	44	48	52	56	60	64	68	72	76	80	84	88	92	96
Brackets	2	3	4	4	4	5	5	5	5	6	6	6	6	7	7	7	8	8	8	8	8

# R-TEC Automation® 1 3/8" metal motorized traverse systems

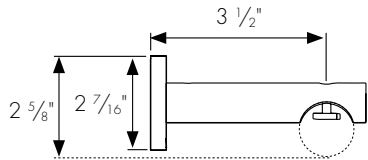
1 3/8" brackets & connectors (for additional brackets)

Traverse Collection Catalog page 8

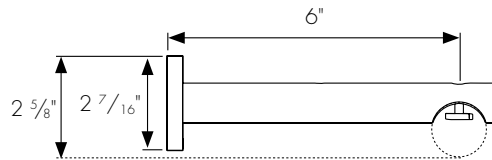
				
1 3/8" metal wall bracket, single 3 1/2" return, 2 7/16" Dia backplate	1 3/8" metal wall bracket, single 6" return, 2 7/16" Dia backplate	1 3/8" metal wall bracket, double 7 1/2" front and 3" back return, 2 7/16" Dia backplate	1 3/8" metal ceiling bracket, single 3 11/16" drop, 1 7/8" Dia backplate	1 3/8" metal ceiling bracket, double 2 11/16" drop, 4 1/2" between centers of tracks, 1 7/8" Dia ceiling plate
<b>TFCMT138400</b>	<b>TFCMT138401</b>	<b>TFCMT138402</b>	<b>TFCMT138403</b>	<b>TFCMT138404</b>
\$32.65 ea	\$44.31 ea	\$58.30 ea	\$32.65 ea	\$90.95 ea

		
1 3/8" metal ceiling bracket extender 2" drop	1 3/8" low profile ceiling bracket 3/16" drop	1 3/8" connector/splice 3" L
<b>TFCMT138405</b>	<b>TFCMT138406</b>	<b>TFCMT138407</b>
\$16.32 ea	\$18.66 ea	\$8.16 ea

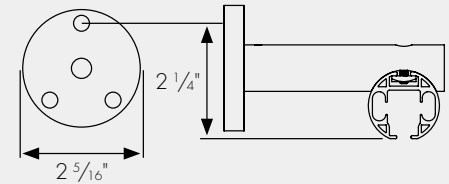
1 3/8" metal wall bracket, single  
**TFCMT138400**



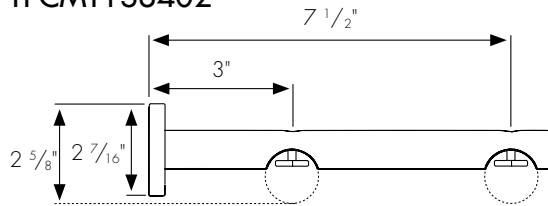
1 3/8" metal wall bracket, single  
**TFCMT138401**



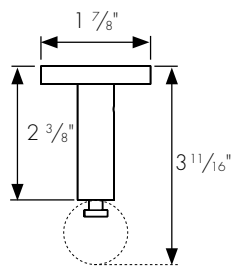
wall mount bracket mounting plate



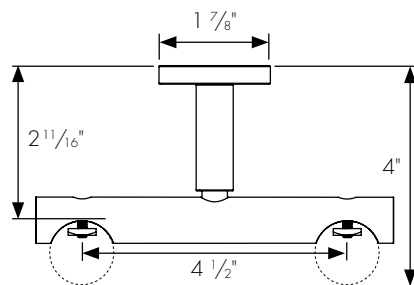
1 3/8" metal wall bracket, double  
**TFCMT138402**



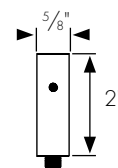
1 3/8" metal ceiling bracket, single  
**TFCMT138403**



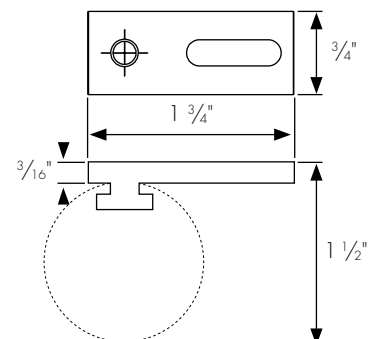
1 3/8" metal ceiling bracket, double  
**TFCMT138404**



1 3/8" metal ceiling bracket extender  
**TFCMT138405**



1 3/8" low profile ceiling bracket  
**TFCMT138406**



# R-TEC Automation® 1 3/8" metal motorized traverse systems

carriers for additional carriers

## Pinch Pleat Glides



CP40 CP40/BR

- pinch pleat glides
- wheel for smooth movement
  - available in white or bronze /BR.
  - included in system; additional glides may be ordered separately.

\$3.45 NET pack  
(10 pieces)

## Ripplefold® Style Glides

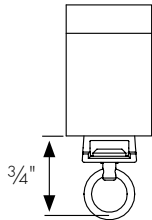


R4060/P R4060/P/BR  
R4080/P R4080/P/BR  
R4100/P R4100/P/BR  
R4120/P R4120/P/BR

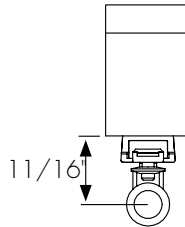
- Ripplefold glides with detachable pendants
- 60%, 80%, 100% or 120% fullness - specify fullness on order
  - available in white or bronze /BR
  - included in system; additional glides may be ordered separately

\$0.67 NET ea

R-TEC pinch pleat glide  
4 per foot, unless otherwise specified



R-TEC Ripplefold glide  
see specs to the right



- 60% carrier fullness: 2 5/8" spacing
- 80% carrier fullness: 2 3/8" spacing
- 100% carrier fullness: 2 1/8" spacing
- 120% carrier fullness: 1 7/8" spacing

Snap tape\*: 4 1/4" spacing  
\*Snap tape not included with system

IMPORTANT: Drapery workroom must apply specific snap tape to drapery panel when using Ripplefold glides.

R-TEC Automation® Ripplefold glides are compatible with Rowley R-TEX and clear Ripplefold snap tapes. Kirsch Ripplefold snap tapes may also fit.

## R-TEC motorized traverse accessories

Master carrier body is required for each master carrier arm - sold separately; look for the /BR icon for components available in bronze and add /BR at the end of the item number to order

Traverse Collection  
Catalog page 8



RTFC138MCB

- master carrier body (must order 1 for each arm)
- select from different arms to assemble into one master carrier body
  - order two if ordering center draw master carrier arms - sold separately
  - available in white or bronze /BR

\$11.13 NET  
ea



RTFC138CD

- master carrier arms for center draw
- stainless steel arms overlap; pair
  - for use with center opening draperies
  - pinch pleat or Ripplefold
  - must order two master carrier bodies - sold separately

\$5.83 NET  
ea



RTFC138PPOR  
RTFC138PPOL

- master carrier arm for one-way draw
- stainless steel arm
  - right (R) or left (L)
  - for use with one-way opening draperies
  - pinch pleat
  - must order one master carrier body - sold separately

\$5.68 NET  
ea



RTMDTCDB

- Ripplefold butt master carrier arms for center draw
- stainless steel arms with snaps to accept Ripplefold tape; pair
  - for use with center opening draperies
  - Ripplefold
  - butt master carriers do not overlap, allowing some light to filter between draperies on center draw treatments
  - must order two master carrier bodies - sold separately

\$5.79 NET  
ea



RTFC138OBR  
RTFC138OBL





- Ripplefold butt master carrier arm for one-way draw
- stainless steel arm
  - right and left
  - for use with one-way opening draperies
  - Ripplefold
  - must order one master carrier body - sold separately






\$4.24 NET  
ea






# R-TEC Automation® 1 3/8" metal motorized traverse systems

**finals** You must purchase cuffs & collars to coordinate with 1 3/8" diameter tracks.



See the 2018 Drapery Hardware Catalog & website for more information

<p><b>step 1:</b> select Modern Metal Traverse System</p> <p><b>step 2:</b> select final design</p> <p><b>step 3:</b> select a cuff or collar* <i>*sold separately</i></p>	 2018 Drapery Hardware Catalog page 5 Bryant	 2018 Drapery Hardware Catalog page 5 Bryant Acrylic	 2018 Drapery Hardware Catalog page 5 Declan	 2018 Drapery Hardware Catalog page 5 Declan Acrylic
	2 7/8"L x 2 3/4"W	2 7/8"L x 2 3/4"W	2 1/4"L x 2 1/4"W	2 1/4"L x 2 1/4"W
	<b>TFCM600</b>	<b>TFCM600/CL</b>	<b>TFCM601</b>	<b>TFCM601/CL</b>
	\$69.96 ea	\$92.11 ea	\$104.94 ea	\$87.45 ea




 2018 Drapery Hardware Catalog page 5 Upton	 2018 Drapery Hardware Catalog page 5 Upton Acrylic	 2018 Drapery Hardware Catalog page 5 Delano	 2018 Drapery Hardware Catalog page 5 Mercer	 2018 Drapery Hardware Catalog page 5 Luca Acrylic
4"L x 1 7/8"W	4"L x 1 7/8"W	4"L x 1 7/8"W	4"L x 2 1/8"W	2"L x 3 3/4"W
<b>TFCM602</b>	<b>TFCM602/CL</b>	<b>TFCM603</b>	<b>TFCM604</b>	<b>TFCM605</b>
\$92.11 ea	\$87.45 ea	\$104.94 ea	\$104.94 ea	\$104.94 ea

 2018 Drapery Hardware Catalog page 5 Stiles Acrylic	 2018 Drapery Hardware Catalog page 6 Anson	 2018 Drapery Hardware Catalog page 6 Anson Acrylic	 2018 Drapery Hardware Catalog page 6 Eason	 2018 Drapery Hardware Catalog page 6 Eason Acrylic
2 3/8"L x 3"W	7/8"L x 3"W	7/8"L x 3"W	1"L x 2 7/8"W	1"L x 2 7/8"W
<b>TFCM606</b>	<b>TFCM691</b>	<b>TFCM691/CL</b>	<b>TFCM692</b>	<b>TFCM692/CL</b>
\$104.94 ea	\$50.14 ea	\$57.13 ea	\$50.14 ea	\$57.13 ea

**1 3/8" end caps** See the 2018 Drapery Hardware Catalog & website for more information






 2018 Drapery Hardware Catalog page 6 Bex 1 3/8"	<p>Included</p>  2018 Drapery Hardware Catalog page 6 Round 1 3/8"
1"L x 2 1/4"W (1 3/8" sq)	3/4"L x 1 1/2"W
<b>TFCM138690</b>	<b>TFCM138191</b>
\$41.98 ea	\$20.41 ea

**1 3/8" cuffs & collars** See the 2018 Drapery Hardware Catalog & website for more information

 2018 Drapery Hardware Catalog page 6 1 3/8" metal modern cuff	 2018 Drapery Hardware Catalog page 6 1 3/8" metal modern collar	 2018 Drapery Hardware Catalog page 6 1 3/8" metal transitional collar
1"L x 1 5/8"W	1 5/8"L x 1 5/8"W	1 7/8"L x 1 5/8"W
<b>TFCM138800</b>	<b>TFCM138801</b>	<b>TFCM138802</b>
\$22.74 ea	\$22.74 ea	\$22.74 ea

**1 3/8" finals** See the 2018 Drapery Hardware Catalog and website for more information

 2018 Drapery Hardware Catalog page 11 Turner	 2018 Drapery Hardware Catalog page 11 Britton	 2018 Drapery Hardware Catalog page 11 Ashby	 2018 Drapery Hardware Catalog page 11 Abington	 2018 Drapery Hardware Catalog page 11 Harlow
5"L x 3"W	3 1/4"L x 3 7/8"W	3 7/8"L x 3 3/8"W	4 3/8"L x 3 1/4"W, glass	4 3/8"L x 3"W
<b>TFCM138100</b>	<b>TFCM138101</b>	<b>TFCM138102</b>	<b>TFCM138103</b>	<b>TFCM138104</b>
\$78.12 ea	\$106.11 ea	\$99.11 ea	\$113.10 ea	\$78.12 ea

 2018 Drapery Hardware Catalog page 11 Weston	 2018 Drapery Hardware Catalog page 11 Brentford	 2018 Drapery Hardware Catalog page 11 Rothwell	 2018 Drapery Hardware Catalog page 11 Wells End Cap	 2018 Drapery Hardware Catalog page 11 Round End Cap
4 1/4"L x 3 1/8"W	3 5/8"L x 3 1/4"W	4 1/8"L x 3"W	1 1/4"L x 2 1/4"W	3/4"L x 1 1/2"W
<b>TFCM138105</b>	<b>TFCM138106</b>	<b>TFCM138107</b>	<b>TFCM138190</b>	<b>TFCM138191</b>
\$106.11 ea	\$99.11 ea	\$106.11 ea	\$50.14 ea	\$20.41 ea



<b>PO #</b>	<b>Side Mark</b>	<b>Ship via</b>	<b>Date</b>
-------------	------------------	-----------------	-------------

Company Information		Shipping Information	
Company Name	Acct #	Company Name	Acct #
Contact Person		Contact Person	
Street Address		Street Address	
City	State	City	State
Email	ZIP	Email	ZIP
Phone	Fax	Phone	Fax

MOTORIZED TRAVERSE SYSTEMS - Consult Price List for detailed specifications. Specified custom cut length indicates track length including pulleys.											
Item #	Motor	Power Options (NET)		System Length (sold by 1')	Finish Code	Draw Preference		Carrier pinch pleat OR Ripplefold® style*	Qty	Price per Unit	Subtotal
		Li-Ion Battery (Battery Charger & USB cable)	110v AC/DC Power Transformer (10' cord included)			Center	Motor/Location				
	Slim	<input type="checkbox"/> charger & cable <input type="checkbox"/> solar panel \$127.20	<input type="checkbox"/> 10' cord with plug <input type="checkbox"/> 20' cord \$79.50; plug \$26.50			<input type="checkbox"/> L <input type="checkbox"/> R	<input type="checkbox"/> L <input type="checkbox"/> R	<input type="checkbox"/> PP <input type="checkbox"/> White <input type="checkbox"/> RF <input type="checkbox"/> Bronze			
	Slim	<input type="checkbox"/> charger & cable <input type="checkbox"/> solar panel \$127.20	<input type="checkbox"/> 10' cord with plug <input type="checkbox"/> 20' cord \$79.50; plug \$26.50			<input type="checkbox"/> L <input type="checkbox"/> R	<input type="checkbox"/> L <input type="checkbox"/> R	<input type="checkbox"/> PP <input type="checkbox"/> White <input type="checkbox"/> RF <input type="checkbox"/> Bronze			
	Slim	<input type="checkbox"/> charger & cable <input type="checkbox"/> solar panel \$127.20	<input type="checkbox"/> 10' cord with plug <input type="checkbox"/> 20' cord \$79.50; plug \$26.50			<input type="checkbox"/> L <input type="checkbox"/> R	<input type="checkbox"/> L <input type="checkbox"/> R	<input type="checkbox"/> PP <input type="checkbox"/> White <input type="checkbox"/> RF <input type="checkbox"/> Bronze			
	Slim	<input type="checkbox"/> charger & cable <input type="checkbox"/> solar panel \$127.20	<input type="checkbox"/> 10' cord with plug <input type="checkbox"/> 20' cord \$79.50; plug \$26.50			<input type="checkbox"/> L <input type="checkbox"/> R	<input type="checkbox"/> L <input type="checkbox"/> R	<input type="checkbox"/> PP <input type="checkbox"/> White <input type="checkbox"/> RF <input type="checkbox"/> Bronze			

MOTORIZED TRAVERSE COORDINATING ACCESSORIES AND ADDITIONAL FEES Order finials, cuffs & collars, additional brackets and accessories here.									
Item #	Finish Code	Description	Qty	Price per Unit	Subtotal				

Glide and Bracket Information																					
Quantity included per set based on cut track length	4'	5'	6'	7'	8'	9'	10'	11'	12'	13'	14'	15'	16'	17'	18'	19'	20'	21'	22'	23'	24'
Slides [4 per foot, includes master carriers & end caps (2)]	16	20	24	28	32	36	40	44	48	52	56	60	64	68	72	76	80	84	88	92	96
Brackets	2	3	4	4	4	4	5	5	5	6	6	6	6	7	7	7	8	8	8	8	8

**Special Instructions**

\*When ordering Ripplefold carriers, answer these questions

1. Select Ripplefold fullness:  
 60%  80%  100%  120%

2. Select Ripplefold masters:  
 Butt Master  Overlap

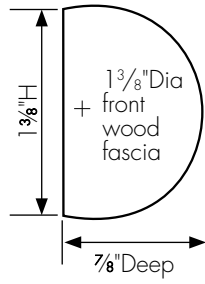
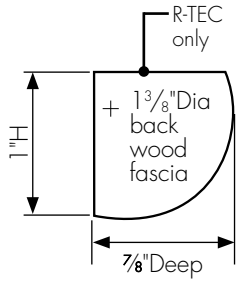
**TOTAL**

# motorized heavy duty traverse fascias

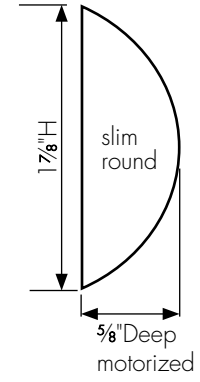
cuts for motorized heavy duty systems

Traverse Collection Catalog pages 20-21

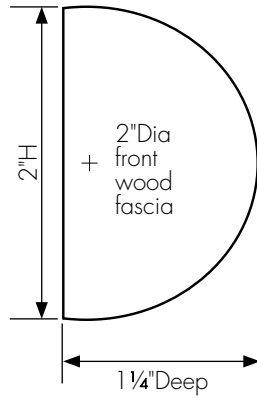
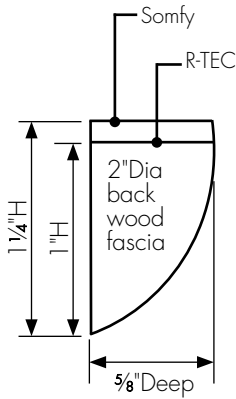
1 3/8"



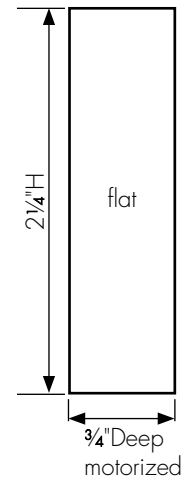
slim round



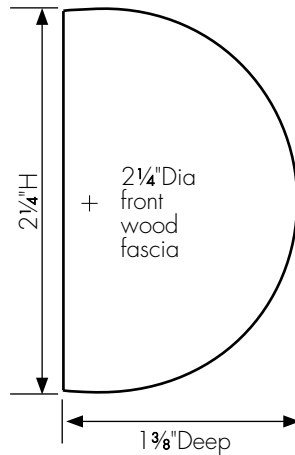
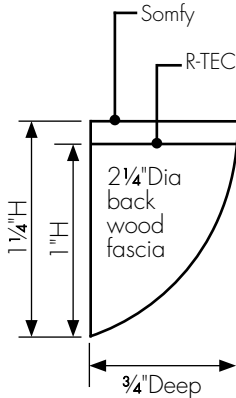
2"



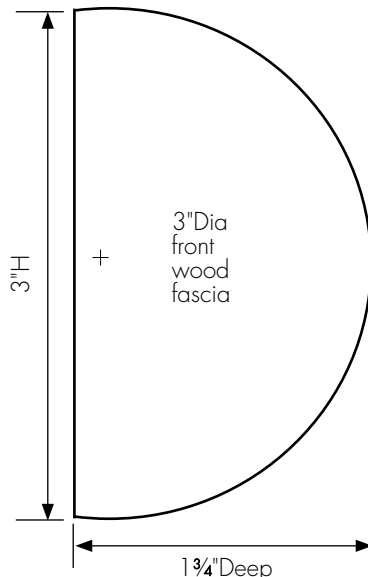
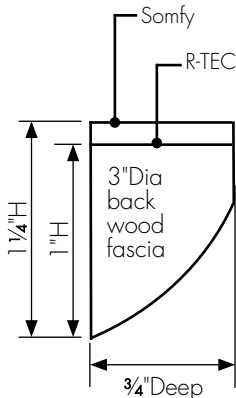
flat



2 1/4"



3"






# R-TEC Automation® motorized heavy duty traverse systems

## R-TEC Automation® motorized heavy duty traverse systems

Traverse Collection Catalog pages 12-17

LI-ION BATTERY OR 110v AC/DC POWER, RIPPLEFOLD OR PINCH PLEAT, AVAILABLE IN 1 3/8", 1 7/8", 2", 2 1/4" AND 3" DIA.

### single



#### single traverse system with fascia


- standard single brackets are adjustable: 2 7/8" - 3 1/4" return
- longer return bracket options may be substituted at no charge
- traverse system includes track, fascia, motor, power option, drive belt & clips, pulleys, pendants, brackets, glides, master carriers and a Push5 handheld remote with wall mount
- coordinates with all fascia profiles
- 1 3/8" and 2 1/4" finials and additional remote options sold separately

### double



#### double traverse system with fascia (front fascia shown; front and back fascia also available)

- standard double brackets are 5 1/4" front return and 2" back return
- longer return bracket options may be substituted at no charge
- traverse system includes tracks, fascia(s), motors, power options, drive belt & clips, pulleys, pendants, brackets, glides, master carriers and a Push5 handheld remote with wall mount
- coordinates with all fascia profiles
- 1 3/8" and 2 1/4" finials and additional remote options sold separately



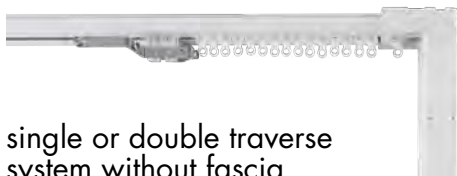
#### single traverse system with mitered returns

- standard single brackets are adjustable: 2 7/8" - 3 1/4" return
- longer return bracket options may be substituted at no charge
- traverse system includes track, fascia, motor, power option, drive belt & clips, pulleys, pendants, brackets, glides, master carriers and a Push5 handheld remote with wall mount
- coordinates with all fascia profiles
- additional remote options sold separately



#### double traverse system with mitered returns (front fascia shown; front and back fascia also available; mitered returns on front only)

- standard double brackets are 5 1/4" front return and 2" back return
- longer return bracket options may be substituted at no charge
- traverse system includes tracks, fascia(s), motors, power options, drive belt & clips, pulleys, pendants, brackets, glides, master carriers and a Push5 handheld remote with wall mount
- coordinates with all fascia profiles
- additional remote options sold separately



#### single or double traverse system without fascia

- standard single brackets are adjustable: 2 1/8" - 3 1/4" return
- standard double brackets are adjustable 4 5/8" - 5 1/4" front return and adjustable 2" - 2 7/16" back return
- longer return bracket options may be substituted at no charge
- traverse system includes track(s), motor(s), power option(s), drive belt & clips, pulleys, pendants, brackets, glides, master carriers and a Push5 handheld remote with wall mount
- available with no fascia; ceiling mount only available without fascia
- additional remote options sold separately



#### stationary front pole with back traverse

(back track shown with fascia & finials)

- traverse system coordinates with all 2 1/4" round fascia profiles; flat and slim fascia may not be used
- coordinates with 2 1/4" poles for stationary front pole; back track available with or without wood fascia.
- stationary front pole and tbkt bracket are included
- finials and additional remote options sold separately
- full rings available on stationary

## coordinating fascia profiles & finials


Finials sold separately. Please reference the 2018 Drapery Hardware Catalog for coordinating finials: 1 3/8" Dia on pages 62-64, 2" - 2 1/4" Dia on pages 69-76 and 3" Dia on pages 82-84.



slim round smooth, no finials  
• 1 7/8" Dia



flat smooth, no finials  
• 2 1/4" Dia




smooth  
• 1 3/8", 2", 2 1/4" and 3" Dia



grooved  
• 1 3/8", 2", 2 1/4" and 3" Dia



fluted  
• 1 3/8", 2" and 2 1/4" Dia



reeded  
• 1 3/8", 2", 2 1/4" and 3" Dia



wide reeded  
• 2 1/4" Dia



mitered returns (sold separately)  
• 1 3/8", 1 7/8", 2", 2 1/4" and 3" Dia  
• all profiles

# R-TEC Automation® motorized heavy duty traverse systems

INCLUDED IN SYSTEM: R-TEC AUTOMATION® TRACK, BRACKETS, COMPONENTS, MOTOR, POWER OPTION & PUSH5 HANDHELD OR WALL MOUNT REMOTE



## R-TEC Automation® slim drapery motor RTMLDSS50

- slim drapery motor, 1 per track
- maximum drapery weight: 110 lbs
- maximum track length: 36'
- power option: li-ion battery (includes battery charger & USB cable) or 110v AC/DC power transformer (includes 10' cord with 3 conductor male plug)
- motor can be mounted on right or left for center draw, or top mounted
- return hooks/snaps included; available in white or bronze
- available in white
- 5 year warranty

## R-TEC Automation® track

- track sold in 1 foot increments, 4' minimum
- maximum continuous length is 19'; spliced lengths up to 36'
- available in white or bronze
- may be ordered with or without fascia
- fascia options shown on page 85

## power options



RTMLDSSB  
li-ion battery



RTMLDSSBC  
battery charger



RTMLDSSUSB  
USB charger cable



RTMDSSPT  
110v AC/DC power transformer 10' (plug included)



## R-TEC Automation® Push5 handheld remote with wall mount

(5 channel)

- 4¾"H x 2"W x ¾"D
- 1 remote control per system
- range: 65'
- programmable Favorite Position to set your favorite drapery position
- available in off-white

## Motor Weight Capacity

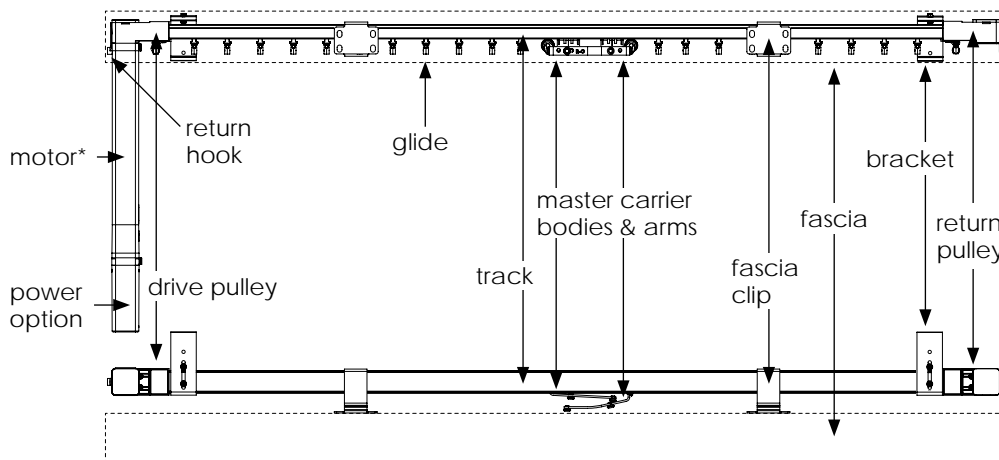
	Motor	maximum drapery weight per total length of system (lbs)									
		18' or less	20'	22'	24'	26'	28'	30'	32'	34'	36'
<b>RTEC</b> AUTOMATION®	Slim Drapery Motor	110	110	110	110	110	110	110	110	110	110

*Note: 110 lbs. is for single or double systems (combined panel weight for double system) Capacity ratings are based on internal system friction only. External loads caused by fabric friction, drag, or obstructions will adversely affect pulling capacity or stop motor due to resistance. Maximum System Lengths: If you need more than the maximum spliced length for a system, two one-way systems can butt against each other behind fascia. Must be specified on your order form. An additional arm component is needed to create an overlap between the two individual systems; sold separately.*

## Motorized Traverse System

*includes motor(s) with power option(s), track(s) with components, brackets, Push5 handheld or wall mount remote (1 per system), and fascia with fascia clips when applicable.*

front view



top view

\*motor can be top mounted

\*tandem alternative: see page 92

# R-TEC Automation® motorized heavy duty traverse systems

System Features	R-TEC Automation® Slim Drapery Motor
<b>System Features</b>	
center draw or one-way draw available	X
White or Bronze track, components and brackets available	X
track maximum length	36'
maximum number of track splices	1
<b>Motor Features</b>	
battery power option	X
motor cord length as purchased	10' (custom length up to 20' available)
2-way RF communication	X
adjustable speed	X
preferred open / close limit settings	X
favorite position	X
obstruction detection	X
manual override	X
quiet operation	X
soft start / stop	X
average linear speed	5.5" (14 cm) / sec
motorized track noise level	44 dB
maximum weight	110 lbs
motor unit can be installed on either end of track	X
<b>Control Options</b>	
sun control	X
digital technology	ARC™
Solar Power	X
<b>Installation Features</b>	
programming buttons on motor unit	X
power supply	li-ion battery or 110v AC/DC power transformer
amperage	1.3 A
power consumption	20 W
power cable type	3 conductor male plug
<b>Standard Accessories included with system</b>	
Push5 handheld or wall mount remote (remote control; white)	X
<b>Carrier Features</b>	
White or Bronze pinch pleat glides	X
White or Bronze Ripplefold glides (choose 60%, 80%, 100%, or 120% fullness)	X

## Additional R-TEC Smart Controls

can be ordered at additional cost



### MT02-0401-067001

Automate™ Pulse 2 Hub  
2-way RF; Wi-Fi built in  
• 4½"H x 1¼"W x 4½"D  
• range: 60'



### RTMHR1C

handheld or wall mount remote, 1 channel  
• 5¾"H x 1¼"W x ½"D  
• range: 65'  
• available in white



### RTMHR5C

Push5 handheld or wall mount remote, 5 channel  
• 4¾"H x 2"W x ¾"D  
• range: 65'  
• available in off-white



### RTMHRP15C (K)

Push 15 handheld or wall mount remote, 15 channel  
• 5¾"H x 2¼"W x 7/16"D  
• range: 65'  
• available in white or black



### RTMHR15C

handheld or wall mount remote, 15 channel  
• 5¾"H x 1¼"W x ½"D  
• range: 65'  
• available in white



### RTMWSR5C

surface mount wall switch 5 channel  
• 4½"H x 2¾"W x 7/8"D  
• range: 65'  
• available in white



### RTMWCR1C RTMWCR2C

RTMWSR15C cut-in wall mount switch, 1, 2 or 15 ch  
• 4½"H x 2¾"W x 1"D  
• range: 65'  
• available in white  
• RTMSMB/W required for installation



### RTMISS

interior sun sensor  
• 1¾"H x 1¾"W x 5/8"D  
• range: 65'  
• available in white



### RTMUSR

ARC USB signal repeater  
• 2"L x 2½"L with USB x 1½"W  
• extends the wireless range of the Hub and remotes up to 60'  
• maximum 2 repeaters per system or network  
• available in white (color may vary)



### RTMLDSSBC

wall charger for USB signal repeater  
• 1¾"W x 1¾"L  
• available in white (color may vary)



### RTMSOLAR2

solar panel battery charger  
• 4½"H x 12¾"W x 1¾"D  
• includes l-bracket, cables & fastener

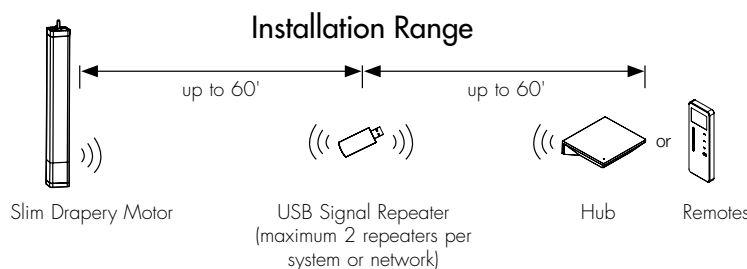
**Automate™ Pulse 2 App - Control your window coverings with a smartphone or tablet**  
The App enables simple, intuitive control and system configuration from your smartphone or tablet.

Download on the **App Store**

GET IT ON **Google Play**

Pair the Hub and App with these systems (not sold by Rowley):

Works with **Apple HomeKit** | Works with **IFTTT** | works with the **Google Assistant** | **amazon alexa** ENABLED



# R-TEC Automation® motorized heavy duty traverse systems

R-TEC Automation® Traverse Pricing      LHON BATTERY OR 110v AC/DC POWER TRANSFORMER

Item #	Name	Systems are sold in 1 ft increments						
--------	------	-------------------------------------	--	--	--	--	--	--

## Motorized Traverse System with Wood Fascia

Single Track System with Wood Fascia for 1 3/8" round		4'	5'	6'	7'	8'	9'	10'
CSRTFC138WF	R-TEC Automation® Slim Drapery Motor	\$1,897.08	\$1,975.20	\$2,053.33	\$2,131.45	\$2,209.57	\$2,287.69	\$2,365.81
Double Track Systems with Wood Fascia Front Only for 1 3/8" round		4'	5'	6'	7'	8'	9'	10'
CSRTFC138WFFDBL	R-TEC Automation® Slim Drapery Motor	\$3,370.91	\$3,495.67	\$3,620.43	\$3,745.19	\$3,869.95	\$3,994.72	\$4,119.48
Double Track System with Wood Fascia Front and Back for 1 3/8" round		4'	5'	6'	7'	8'	9'	10'
CSRTFC138WFDDBL	R-TEC Automation® Slim Drapery Motor	\$3,794.16	\$3,950.41	\$4,106.65	\$4,262.90	\$4,419.14	\$4,575.38	\$4,731.63
Single Track System with Wood Fascia for 1 7/8" slim, 2 1/4" flat smooth, 2" and 2 1/4" round		4'	5'	6'	7'	8'	9'	10'
CSRTFC214WF	R-TEC Automation® Slim Drapery Motor	\$2,050.99	\$2,207.24	\$2,363.48	\$2,519.73	\$2,675.97	\$2,832.21	\$2,988.46
Double Track Systems with Wood Fascia Front Only for 1 7/8" slim, 2 1/4" flat smooth, 2" and 2 1/4" round		4'	5'	6'	7'	8'	9'	10'
CSRTFC214WFFDBL	R-TEC Automation® Slim Drapery Motor	\$3,524.82	\$3,727.70	\$3,930.59	\$4,133.47	\$4,336.35	\$4,539.24	\$4,742.12
Double Track System with Wood Fascia Front and Back for 2" and 2 1/4" round		4'	5'	6'	7'	8'	9'	10'
CSRTFC214WFDDBL	R-TEC Automation® Slim Drapery Motor	\$4,101.99	\$4,414.48	\$4,726.96	\$5,039.45	\$5,351.94	\$5,664.43	\$5,976.92
Double Track System with Stationary Front Only for 2 1/4" round		4'	5'	6'	7'	8'	9'	10'
CSRTFC214SDBL	R-TEC Automation® Slim Drapery Motor	\$1,944.89	\$2,164.10	\$2,359.98	\$2,555.87	\$2,751.76	\$2,947.65	\$3,143.54
Double Track System with Stationary Front 2 1/4" Wood Pole & Wood Fascia Back for 2 1/4" round		4'	5'	6'	7'	8'	9'	10'
CSRTFC214WFBSDBL	R-TEC Automation® Slim Drapery Motor	\$2,545.38	\$2,850.87	\$3,156.36	\$3,461.85	\$3,767.35	\$4,072.84	\$4,378.33
Single Track System with Wood Fascia for 3" round		4'	5'	6'	7'	8'	9'	10'
CSRTFC300WF	R-TEC Automation® Slim Drapery Motor	\$2,204.91	\$2,399.63	\$2,594.35	\$2,789.07	\$2,983.79	\$3,178.52	\$3,373.24
Double Track System with Wood Fascia Front Only for 3" round		4'	5'	6'	7'	8'	9'	10'
CSRTFC300WFFDBL	R-TEC Automation® Slim Drapery Motor	\$3,678.73	\$3,920.09	\$4,161.45	\$4,402.82	\$4,644.18	\$4,885.54	\$5,126.90
Double Track System with Wood Fascia Front and Back for 3" round		4'	5'	6'	7'	8'	9'	10'
CSRTFC300WFDDBL	R-TEC Automation® Slim Drapery Motor	\$4,409.81	\$4,799.26	\$5,188.70	\$5,578.14	\$5,967.59	\$6,357.03	\$6,746.48

## Motorized Traverse System without Wood Fascia

Single Track System track available in white and bronze		4'	5'	6'	7'	8'	9'	10'
CSRTFCTRACK	R-TEC Automation® Slim Drapery Motor	\$1,473.82	\$1,520.46	\$1,567.10	\$1,613.74	\$1,660.38	\$1,707.02	\$1,753.66
Double Track System track available in white and bronze		4'	5'	6'	7'	8'	9'	10'
CSRTFCTRACKDBL	R-TEC Automation® Slim Drapery Motor	\$2,947.65	\$3,040.93	\$3,134.21	\$3,227.49	\$3,320.77	\$3,414.05	\$3,507.33

Item #	Name	Color	NET Price
--------	------	-------	-----------

### R-TEC Smart Controls *Push5 handheld or wall mount remote 5 channel included*

RTMHR1C	Handheld or wall mount remote-1 ch	White	\$68.90
RTMHR5C	Push5 handheld or wall mount remote-5 ch	White	\$74.20
RTMHRP15C RTMHRP15C/K	Push15 Handheld or wall mount remote-15 ch	White or Black	\$79.50
RTMHR15C	Handheld or wall mount remote-15 ch	White	\$90.10
RTMWSR5C	Surface Mount Wall Switch-5 channel	White	\$74.20
RTMWCR1C	CuIn Wall Mount Switch, 1 ch *RTMSMB/W required for installation.	White	\$53.68
RTMWCR2C	CuIn Wall Mount Switch, 2 ch *RTMSMB/W required for installation.	White	\$59.99
RTMWSR15C	CuIn Wall Mount Switch, 15 ch *RTMSMB/W required for installation.	White	\$79.50
RTMSMB/W	*Surface Mount Wall Back Box	White	\$9.01
MT02-0401-067001	Wi-Fi to ARC Bridge Hub, 2-Way RF- includes USB Power Cord, Power Plug & Ethernet Cable	White	\$270.30

Item #	Name	Color	NET Price
--------	------	-------	-----------

### R-TEC Smart Controls cont.

RTMISS	Interior Sun Sensor	White	\$47.70
RTMUSR	ARC USB Signal Repeater	White	\$127.20
RTMLDSSBC	Wall Charger for USB Signal Repeater	White	\$15.90
RTMSOLAR2	Solar Panel Battery Charger includes L-Bracket, Cables & Fastener	Black	\$127.20

## TFC Motorized Traverse Tips

- specified custom cut length indicates track length including drive belts; fascia will be 1/4" longer at each end of track (1/2" total); mitered fascia will be 1 1/2" to 1 3/4" longer at each end of track (3 to 3 1/2" total)
- track and fascia will be spliced in the center of overall length
- blended fascia available for an additional fee per blend; TFC will properly connect splice(s) and ship your fascia in one continuous length
- back fascia can accommodate decorative end caps; decorative end caps sold separately
- R-TEC Automation® Traverse Systems carry a 5 year warranty on motor  
**WARNING:** Modifications of internal components will void R-TEC warranties

# R-TEC Automation® motorized heavy duty traverse systems

Orders with R-TEC motorized traverse systems will incur a \$25 packaging fee. Orders that contain a Li-ion battery will be charged a \$25.00 shipping surcharge.  
Available in all profiles for 1 3/8", 1 7/8", 2", 2 1/4" and 3" diameter fascias or without a wood fascia

Pricing Includes R-TEC Automation® Track, Brackets, Components, Motor, Power Option & Push5 handheld or wall mount remote

Traverse Collection Catalog  
pages 12-16

Spliced systems begin at 19'

	11'	12'	13'	14'	15'	16'	17'	18'	19'	per add'l ft
	\$2,443.94	\$2,522.06	\$2,600.18	\$2,678.30	\$2,756.42	\$2,834.55	\$2,912.67	\$2,990.79	\$3,068.91	\$78.12
	\$4,244.24	\$4,369.00	\$4,493.76	\$4,618.53	\$4,743.29	\$4,868.05	\$4,992.81	\$5,117.57	\$5,242.34	\$124.76
	\$4,887.87	\$5,044.12	\$5,200.36	\$5,356.60	\$5,512.85	\$5,669.09	\$5,825.34	\$5,981.58	\$6,137.82	\$156.24
	\$3,144.70	\$3,300.95	\$3,457.19	\$3,613.43	\$3,769.68	\$3,925.92	\$4,082.17	\$4,238.41	\$4,394.65	\$156.24
	\$4,945.01	\$5,147.89	\$5,350.77	\$5,553.66	\$5,756.54	\$5,959.43	\$6,162.31	\$6,365.19	\$6,568.08	\$202.88
	\$6,289.40	\$6,601.89	\$6,914.38	\$7,226.87	\$7,539.36	\$7,851.84	\$8,164.33	\$8,476.82	\$8,789.31	\$312.49
	\$3,339.42	\$3,535.31	\$3,731.20	\$3,927.09	\$4,122.98	\$4,318.86	\$4,514.75	\$4,710.64	\$4,906.53	\$195.89
	\$4,683.82	\$4,989.31	\$5,294.81	\$5,441.80	\$5,905.79	\$6,211.28	\$6,516.77	\$6,822.27	\$7,127.76	\$305.49
	\$3,567.96	\$3,817.68	\$3,957.40	\$4,152.13	\$4,346.85	\$4,541.57	\$4,736.29	\$4,931.01	\$5,125.74	\$194.72
	\$5,368.26	\$5,609.63	\$5,850.99	\$6,092.35	\$6,333.71	\$6,575.07	\$6,816.44	\$7,057.80	\$7,299.16	\$241.36
	\$7,135.92	\$7,525.36	\$7,914.81	\$8,304.25	\$8,693.70	\$9,083.14	\$9,472.58	\$9,862.03	\$10,251.47	\$389.44

Spliced systems begin at 19'

	11'	12'	13'	14'	15'	16'	17'	18'	19'	per add'l ft
	\$1,800.30	\$1,846.94	\$1,893.58	\$1,940.22	\$1,986.86	\$2,033.50	\$2,080.14	\$2,126.78	\$2,173.42	\$46.64
	\$3,600.61	\$3,693.89	\$3,787.17	\$3,880.45	\$3,973.73	\$4,067.01	\$4,160.29	\$4,253.57	\$4,346.85	\$93.28

Item #	Name	NET Price
<b>R-TEC Automation® Motor Kits</b>		
RTMLDKIT	Slim Drapery Motor with Li-ion Battery, Wall Charger & USB Cable (included)	\$371.00
RTMLDS2KIT	Slim Drapery Motor with Li-ion Battery, Wall Charger & Solar Panel Charger	\$498.20
RTMLDACKIT	Slim Drapery Motor with 110v AC/DC Power Transformer 10' with 3 Conductor Male Plug	\$312.70

Item #	Name	Color	Price
<b>R-TEC Additional Options, Upgrades &amp; Fees</b>			
TFCFEEMITER-EACH	Wood fascia mitered return		\$80.00 per return
TFCFEEBLEND	Blended fascia splice		\$108.00 per blend

Quantity Per System	4'	5'	6'	7'	8'	9'	10'	11'	12'	13'	14'	15'	16'	17'	18'	19'
	Pinch Pleat Glides	21	27	33	38	44	50	55	61	67	72	78	84	89	95	100
Brackets	3	4	4	5	5	6	6	7	7	8	8	9	9	10	10	11

## Motorized Stack Back Calculation (each drapery panel)

R-TEC: master carrier + (# glides on panel x carrier width) + 3.375" = stack per drapery panel


Ex: R-TEC Automation® 10ft. center draw, pinch pleat (standard 4 glides per ft.)  
4.2" + [(40/2) x .563"] + 3.375" = 18.84" stack, for each panel BEFORE drapery fabric is installed

Please note: Calculations result in Stack Back Width BEFORE drapery fabric is installed. Stack back width will increase once draperies are installed. Factors such as thickness of drapery fabric, type of drapery pleat, and fullness of treatment affect the final stack back width. Please consult your workroom to determine your final stack back based on your draperies.

# R-TEC Automation<sup>®</sup> motorized heavy duty traverse systems

## R-TEC motorized traverse brackets

Traverse Collection Catalog page 16



TB035-R TB060-R TB100-R



**TB035-R**

- wall traverse bracket, single
- adjustable up to 3 1/4" return; 2 1/16"H x 1 1/2"W backplate
- available in white or bronze /BR

\$33.52 ea

**TB060-R**

- wall traverse bracket, single or double
- 5 1/4" front return; 2" back return; 3 5/16"H x 1 9/16"W backplate
- available in white or bronze /BR

\$53.64 ea

**TB100-R**

- wall traverse bracket, single, double or triple
- adjustable up to 9"; 4 1/2"H x 1 1/2"W backplate
- available in white or bronze /BR

\$53.64 ea

**RTMDTBCM**

- ceiling mount clip | may only be used in systems without fascia
- 1/4"H x 2 1/4" Deep x 1 1/16"W
- single bracket; may be substituted in double systems; *for double ceiling mount installation, install two individual brackets into ceiling*
- available in white or bronze /BR

\$3.18 NET ea

**RTMDTFC**

- fascia mount clip
- use to attach fascia to traverse systems; included
- available in zinc

\$2.65 NET ea

**TBKT214-R \***

- For 2"-2 1/4" poles: 3 1/2"H x 3/4"W backplate, 7 7/8" front return and 3" back track return\*
- For 3" poles: 3 1/2"H x 3/4"W backplate, 8 3/4" front return and 3" back track return\*

**TBKT300-R \***

- use to combine 2", 2 1/4" or 3" full wood pole with single traverse systems
- includes traverse ceiling mount bracket attached onto the bottom of the over-bracket
- custom returns available, poles sold separately*

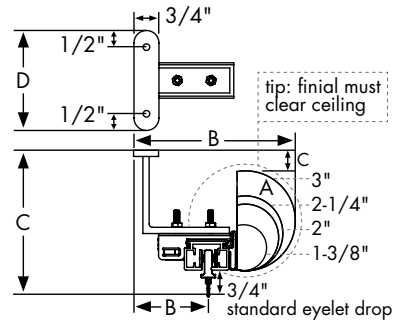
\$93.86 ea

**CMTB-R \***

- steel custom ceiling bracket, single
- 2 3/4"H x 1 1/2"W backplate
- for double ceiling mount installation, install two individual brackets into ceiling*

When ordering, specify:

- fascia diameter and profile.
- projection to carrier and/or to front of fascia.
- drop from ceiling to carrier eyelet and/or from ceiling to top of fascia (tip: finial must clear ceiling).
- width of mounting plate if longer than 2 3/4".



\$80.45 ea

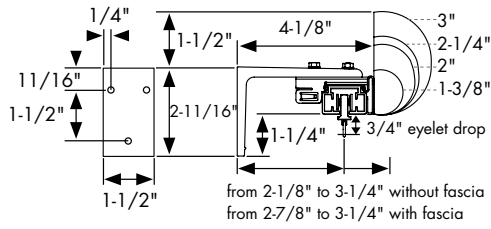
\*available in any of our 50 standard hand painted finishes or your own custom finish



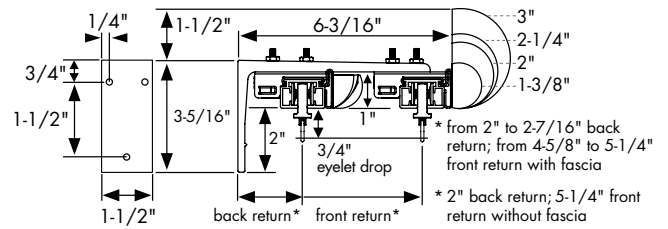
# R-TEC Automation<sup>®</sup> motorized heavy duty traverse systems

## R-TEC motorized traverse brackets

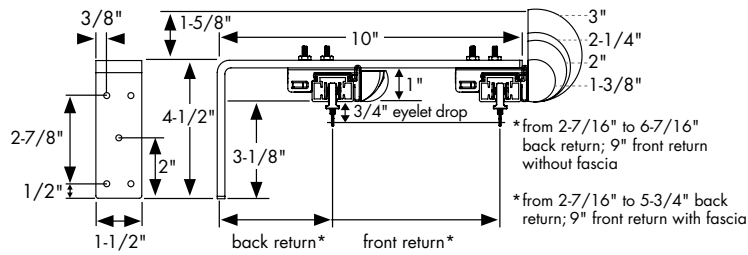
R-TEC Single Motorized Bracket (TB035-R)



R-TEC Single or Double Motorized Bracket (TB060-R)

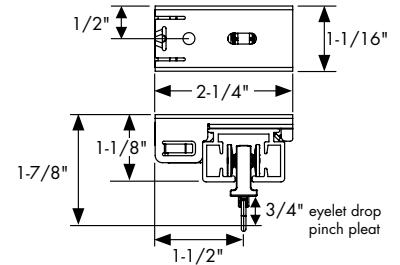


R-TEC Single, Double or Triple Motorized Bracket (TB100-R)

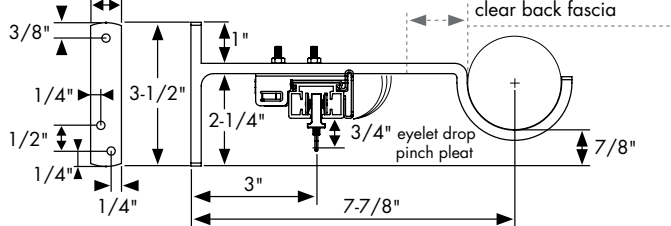


R-TEC Ceiling Mount Bracket (RTMDTBCM)

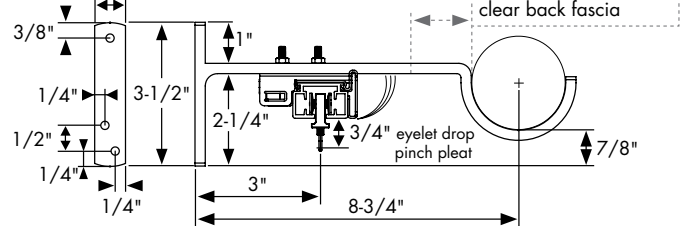
Please note:  
Ceiling Bracket will not accommodate fascia and finials.



Custom Bracket (TBKT214-R)



Custom Bracket (TBKT300-R)



# R-TEC Automation® motorized heavy duty traverse systems

carriers for additional carriers

## Pinch Pleat Glides



CP40 CP40/BR

- pinch pleat glides
- wheel for smooth movement
  - available in white or bronze /BR.
  - included in system; additional glides may be ordered separately.

\$3.45 NET pack  
(10 pieces)

## Ripplefold® Style Glides

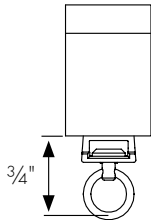


R4060/P R4060/P/BR  
R4080/P R4080/P/BR  
R4100/P R4100/P/BR  
R4120/P R4120/P/BR

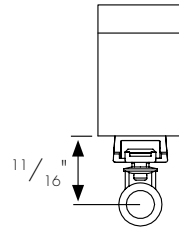
- Ripplefold glides with detachable pendants
- 60%, 80%, 100% or 120% fullness - specify fullness on order
  - available in white or bronze /BR
  - included in system; additional glides may be ordered separately

\$0.67 NET  
ea

R-TEC pinch pleat glide  
4 per foot, unless otherwise specified



R-TEC Ripplefold glide  
see specs to the right



- 60% carrier fullness: 2 5/8" spacing
- 80% carrier fullness: 2 3/8" spacing
- 100% carrier fullness: 2 1/8" spacing
- 120% carrier fullness: 1 7/8" spacing

Snap tape\*: 4 1/4" spacing  
\*Snap tape not included with system

IMPORTANT: Drapery workroom must apply specific snap tape to drapery panel when using Ripplefold glides.

R-TEC Automation® Ripplefold glides are compatible with Rowley R-TEX and clear Ripplefold snap tapes. Kirsch Ripplefold snap tapes may also fit.

## R-TEC motorized traverse accessories

Master carrier body is required for each master carrier arm - sold separately; look for the /BR icon for components available in bronze and add /BR at the end of the item number to order

Traverse Collection  
Catalog page 8



RTMDTMCB  
RTMDTMCB/BR

- master carrier body
- select from different arms to assemble into one MC Body; order two if ordering Center Draw MC Arms - sold separately
  - available in white or bronze /BR

\$4.24 NET  
ea



RTMDTCD

- overlap master carrier arms for center draw
- pinch pleat or Ripplefold; order two MC Bodies - sold separately
  - available in Stainless Steel only

\$5.04 NET  
pair



RTMDTCDTAN

- Tandem Master Carrier Arms for Center Draw (see below)
- pinch pleat or Ripplefold; order two MC Bodies - sold separately
  - available in Stainless Steel only

\$7.42 NET  
pair



RTMDTOR  
RTMDTOL

- master carrier arm for one-way draw
- right (R) or left (L)
  - pinch pleat or Ripplefold; order one MC Body - sold separately
  - available in Stainless Steel only

\$2.92 NET  
ea



RTMDTCDB

- Ripplefold butt master carrier arms for center draw
- Ripplefold only; order two MC Bodies - sold separately
  - do not overlap, allowing some light to filter between draperies on center draw treatments
  - available in Stainless Steel only

\$5.79 NET  
pair



RTMDTOB

- Ripplefold butt master carrier arm for one-way draw
- right and left use
  - Ripplefold only; order one MC Body - sold separately
  - available in Stainless Steel only

\$2.92 NET  
ea

## Tandem Alternative

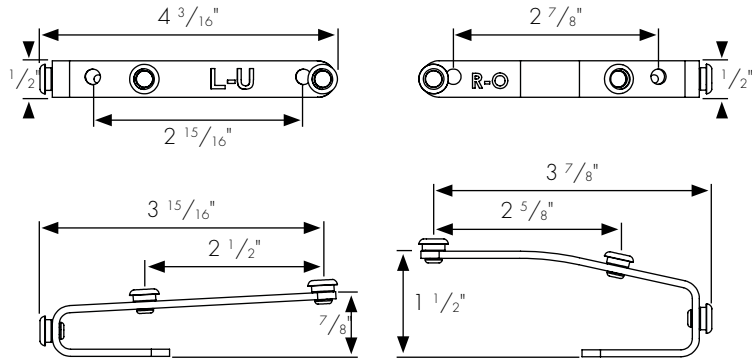
Tandem alternative ARC™ motorized systems utilize two drapery motors and are used for draperies that exceed the maximum single motor capacity, available in center draw only. Use Tandem Center Draw Overlap Arms RTMDTCDTAN (for pinch pleat or ripplefold draperies) or two Butt Master One-Way Draw Arms RTMDTOB (for ripplefold draperies only).



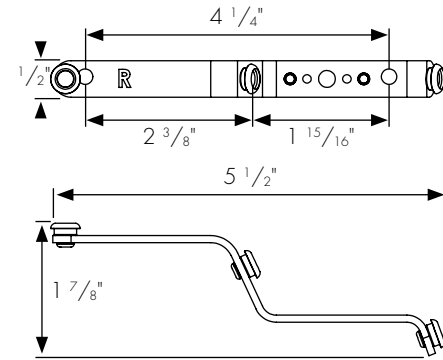
# R-TEC Automation® motorized heavy duty traverse systems

## R-TEC motorized carrier diagrams

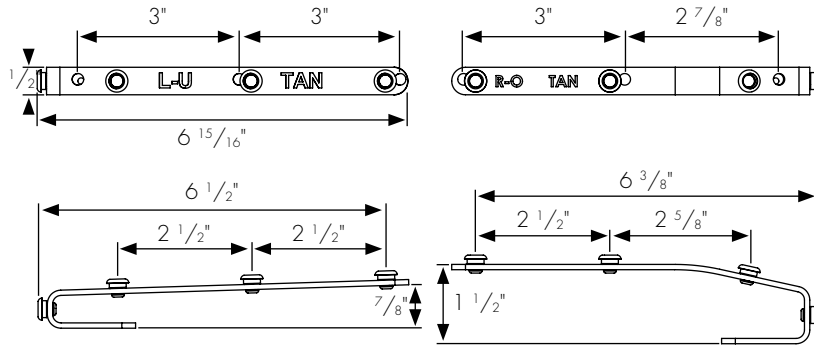
R-TEC Motorized Heavy Duty Traverse ONLY  
 Universal Master Carrier Arms, Center Draw  
 RTMDTCD



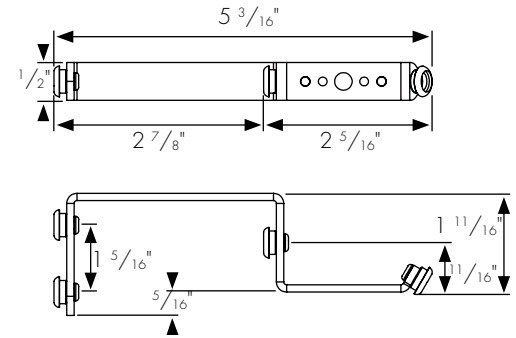
R-TEC Motorized Heavy Duty Traverse ONLY  
 Universal Master Carrier Arm, One-Way Draw  
 Right - RTMDTOR or Left - RTMDTOL



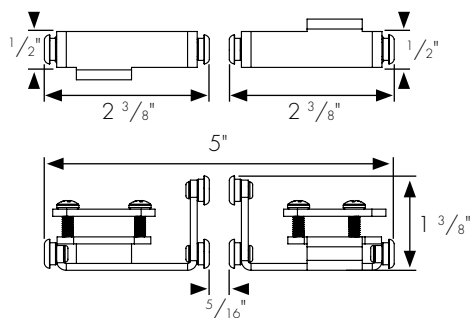
R-TEC Motorized Heavy Duty Traverse ONLY  
 Universal Tandem Master Carrier Arms, Center Draw  
 RTMDTCDTAN (see page 92 for details)



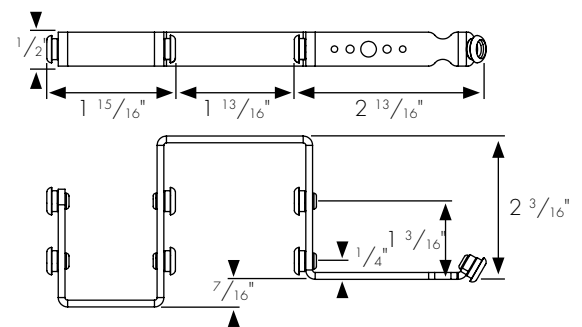
R-TEC Motorized Heavy Duty Traverse ONLY  
 Ripplefold Butt Master Carrier Arm, One-Way Draw, Right or Left - RTMDTOB



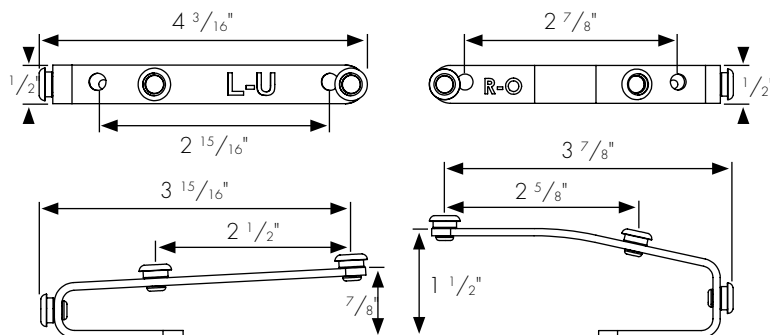
R-TEC Motorized Heavy Duty AND 1 3/8" Metal Traverse  
 Ripplefold Butt Master Carrier Arms, Center Draw  
 RTMDTCDB



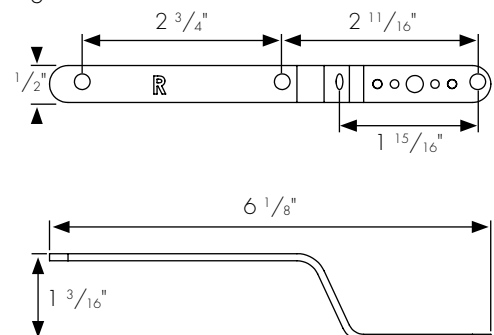
1 3/8" R-TEC Motorized Metal Traverse ONLY  
 Ripplefold Butt Master Carrier Arm, One-Way Draw  
 Right - RTTFC138OBR or Left - RTTFC138OBL



1 3/8" R-TEC Motorized Metal Traverse ONLY  
 Pinch Pleat / Ripplefold Master Carrier Arms, Center Draw  
 RTTFC138CD



1 3/8" R-TEC Motorized Metal Traverse ONLY  
 Pinch Pleat Master Carrier Arm, One-Way Draw  
 Right - RTTFC138PPOR or Left - RTTFC138PPOL



# R-TEC Automation® & Somfy motorized traverse systems

Provide your clients with innovative window treatment solutions that fit their budget expectations with R-TEC Automation® systems that offer unrivaled design, uncompromising quality and service, and intuitive control options at exceptional price points.

System Features	R-TEC® Automation® Slim Drapery Motor	Somfy Glydea® ULTRA Motors		Somfy Irisimo™ Motors	
		Heavy Duty	Standard	Standard	Mini
<b>System Features</b>	<b>Slim Drapery Motor</b>	<b>Glydea® ULTRA 60e</b>	<b>Glydea® ULTRA 35e</b>	<b>Irisimo™ 45</b>	<b>Irisimo™ 35</b>
8' system pricing (single track with 2 ¼" wood fascia)	\$2,675.97	\$4,139.30	\$3,620.43	\$4,139.30	\$3,620.43
center draw or one-way draw available	X	X	X	X	X
white or bronze track available	X	X	X	X	X
white or bronze components available	X	X	X	X	X
track maximum length	36'	36'	32'	33'	32'
maximum number of track splices	2	2	2	2	2
minimum curving radius		11.8" (30 CM)	11.8" (30 CM)		11.8" (30 CM)
white or bronze wall mount brackets (sgl & dbl)	X	X	X	X	X
white standard ceiling mount bracket	X	X	X	X	X
1 ¾" fascia provide	X				
<b>Motor Features</b>	<b>Slim Drapery Motor</b>	<b>Glydea® ULTRA 60e</b>	<b>Glydea® ULTRA 35e</b>	<b>Irisimo™ 45</b>	<b>Irisimo™ 35</b>
motor cord length as purchased	120" or specify length up to 240"	120"	120"	n/a	158.4"
touch motion	X	X	X	X	X
manual override	X	X	X	X	X
soft start	X	X	X	X	X
soft stop	X	X	X	X	X
speed control and adjustment	X	X	X	X	X
average linear speed	5.5 in./s - 8.25 in. /s	4.9 in./s - 7.86 in. /s (silent: 2.95 in. /s)	4.9 in./s - 7.86 in. /s (silent: 2.95 in. /s)	4.9 in./s - 7.86 in./s	4.9 in./s - 7.86 in./s
motor automatically stops when system reaches fully open or fully closed position	X	X	X	X	X
adjustable limits	X	X	X	X	X
intermediate position	Favorite Position	My Position	My Position	My Position	My Position
motorized track noise level	44 dB	38 dB in silent mode	38 dB in silent mode	44 dB	44 dB
maximum weight	110 lbs	132 lbs	77 lbs	99 lbs	77 lbs
tandem maximum weight	220 lbs	266 lbs	154 lbs	198 lbs	154 lbs
motor unit can be installed on either end of track	X	X	X	X	X
inverse mounting of motor	X	X	X	X	X
factory reset	X	X	X	X	X
<b>Control Options</b>	<b>Slim Drapery Motor</b>	<b>Glydea® ULTRA 60e</b>	<b>Glydea® ULTRA 35e</b>	<b>Irisimo™ 45</b>	<b>Irisimo™ 35</b>
timer control		X	X	X	X
sun control	X	X	X	X	X
digital communication technology	ARC™	Radio Technology Somfy (RTS)			
solar power	X				
<b>Installation Features</b>	<b>Slim Drapery Motor</b>	<b>Glydea® ULTRA 60e</b>	<b>Glydea® ULTRA 35e</b>	<b>Irisimo™ 45</b>	<b>Irisimo™ 35</b>
programming buttons on motor unit	X	X	X		X
power supply	Li-ion Battery or 110v AC/DC power transformer	120V		25.9 V DC Power (Li-ion Rechargeable)	24V DC Power Supply
amperage	1.3 A	0.8 A	0.8 A	0.5 A	2 A
power consumption	20 W	96 W	96 W	60 W	48 W
power cable type	3 conductor male plug	3 conductor male plug	3 conductor male plug	3 conductor male plug	3 conductor male plug
certifications	CE	c TUV us, CCC, CE		CE	CE
<b>Standard Accessories included with system</b>	<b>Slim Drapery Motor</b>	<b>Glydea® ULTRA 60e</b>	<b>Glydea® ULTRA 35e</b>	<b>Irisimo™ 45</b>	<b>Irisimo™ 35</b>
5 channel transmitter (remote control; white)	X	X	X	X	X
<b>Carrier Features</b>	<b>Slim Drapery Motor</b>	<b>Glydea® ULTRA 60e</b>	<b>Glydea® ULTRA 35e</b>	<b>Irisimo™ 45</b>	<b>Irisimo™ 35</b>
white or bronze pinch pleat or Ripplefold® style carriers	X	X	X	X	X

\*components include: carriers, master carriers, drive gears, return hooks and fascia clips.


\*\*maximum allowable charging current.

\*\*\*DCT motors are available for Glydea Ultra 60e, 35e and Irisimo 35. Special order required.

## Somfy motorized heavy duty traverse systems

RIPPLEFOLD OR PINCH PLEAT, AVAILABLE IN 1<sup>7</sup>/<sub>8</sub>", 2", 2<sup>1</sup>/<sub>4</sub>" AND 3" DIA.

### single



#### Single Traverse System With Fascia

- standard single bracket is adjustable 2<sup>3</sup>/<sub>4</sub>" - 3<sup>5</sup>/<sub>8</sub>" return
- longer return bracket options may be substituted at no charge
- traverse system includes track, fascia, motor, power option, brackets, components and a standard 5 channel remote control
- coordinates with all fascia profiles
- 2<sup>1</sup>/<sub>4</sub>" finials and additional remote options sold separately

### double



(front fascia shown; front and back fascia also available)

#### Double Traverse System With Fascia

- standard double brackets are adjustable 5" - 5<sup>3</sup>/<sub>8</sub>" front return and adjustable 1<sup>3</sup>/<sub>4</sub>" - 2<sup>3</sup>/<sub>8</sub>" back return
- longer return bracket options may be substituted at no charge
- traverse system includes tracks, fascia(s), motors, power options, brackets, components and a standard 5 channel remote control
- coordinates with all fascia profiles
- 2<sup>1</sup>/<sub>4</sub>" finials and additional remote options sold separately



#### Single Traverse System With Mitered Returns

- standard single bracket is adjustable 2<sup>3</sup>/<sub>4</sub>" - 3<sup>5</sup>/<sub>8</sub>" return
- longer return bracket options may be substituted at no charge
- traverse system includes track, fascia, motor, power option, brackets, components and a standard 5 channel remote control
- coordinates with all fascia profiles
- additional remote options sold separately



(front fascia shown; front and back fascia also available; mitered returns on front only)

#### Double Traverse System With Mitered Returns

- standard double brackets are adjustable 5" - 5<sup>3</sup>/<sub>8</sub>" front return and adjustable 1<sup>3</sup>/<sub>4</sub>" - 2<sup>3</sup>/<sub>8</sub>" back return
- longer return bracket options may be substituted at no charge
- traverse system includes tracks, fascia(s), motors, power options, brackets, components and a standard 5 channel remote control
- coordinates with all fascia profiles
- additional remote options sold separately



#### Single Traverse System Without Fascia

- standard single bracket is adjustable 2<sup>3</sup>/<sub>4</sub>" - 3<sup>5</sup>/<sub>8</sub>" return
- longer return bracket options may be substituted at no charge
- traverse system includes track, motor, power option, brackets, components and a standard 5 channel remote control
- available with no fascia; ceiling mount only available without fascia
- additional remote options sold separately



#### Double Traverse System Without Fascia

- standard double brackets are adjustable 5" - 5<sup>3</sup>/<sub>8</sub>" front return and adjustable 1<sup>3</sup>/<sub>4</sub>" - 2<sup>1</sup>/<sub>2</sub>" back return
- longer return bracket options may be substituted at no charge
- traverse system includes tracks, fascia(s), motors, power options, brackets, components and a standard 5 channel remote control
- available with no fascia; ceiling mount only available without fascia
- additional remote options sold separately

# Somfy motorized traverse systems

RIPPLEFOLD OR PINCH PLEAT

INCLUDED IN SYSTEM: SOMFY® MOTORIZED TRAVERSE TRACK WITH MOTOR AND REMOTE



## Somfy motorized track

- track sold in 1 foot increments, 6' minimum
- maximum continuous length is 20'; spliced lengths up to 36'
- includes one motor, standard remote control 5-channel transmitter per track, and fascia with fascia clips when applicable
- available in white or bronze; track finish will complement fascia finish
- end drive gears available in white
- may be ordered with or without The Final Company™ fascia options
- curved tracks available with minimum 11.8" radius; curving fees apply



## Somfy Situo® standard remote control transmitter 1870575

(multi-channel handheld remote)

- 5 1/4"H x 1 5/8"W
- 1 remote control per track
- 5 channels
- programmable My Position to set your favorite drapery position
- available in white



## Somfy Irismo™ 45 motor 1002353

- heavy duty motor, 1 per track
- maximum drapery weight for motor: 99 lbs
- maximum length for motor: 33'
- 25.9V Li-ion Battery Power
- motor can be mounted on right or left for center draw, or top mounted
- return hooks/snaps included; available in white
- available in white
- 5 year warranty



## Somfy Irismo™ 35 Mini motor 1003004

- mini motor, 1 per track
- maximum drapery weight for mini motor: 77 lbs
- maximum length for mini motor: 32'
- 24V DC Power Supply cord with plug: 158.4" cord length
- motor can be mounted on right or left for center draw, or top mounted
- return hooks/snaps included; available in white
- available in white
- 5 year warranty



## Somfy Glydea® ULTRA 60e RTS motor 1003159

- heavy duty motor, 1 per track
- maximum drapery weight for heavy duty motor: 132 lbs
- maximum length for heavy duty motor: 36'
- 110V Power Supply cord with plug: 120" cord length
- motor can be mounted on right or left for center draw, or top mounted; may also be hardwired
- return hooks/snaps included; available in white
- available in brushed aluminum
- 5 year warranty (warranty voided if hardwired)



## Somfy Glydea® ULTRA 35e RTS motor 1003152

- light duty motor; 1 per track
- maximum drapery weight for light duty motor: 77 lbs
- maximum length for light duty motor: 32'
- 110V Power Supply cord with plug: 120" cord length
- motor can be mounted on right or left for center draw, or top mounted; may also be hardwired
- return hooks/snaps included; available in white
- available in brushed aluminum
- 5 year warranty (warranty voided if hardwired)

Be sure to select the best motor for your window treatment. Use the Motor Weight Capacity chart below to determine which motor best accommodates your length of track and your drapery weight. The System Features chart on page 94 lists the varied functions of each motor.

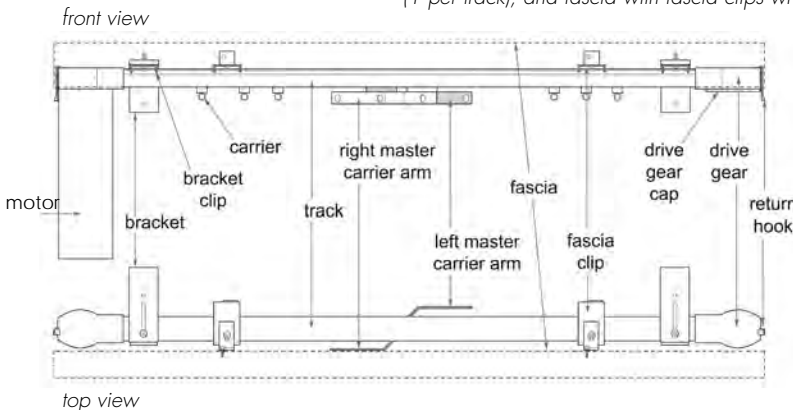
## Motor Weight Capacity

Motor	maximum drapery weight per total length of system (lbs)												
	18' or less	20'	22'	24'	26'	28'	30'	32'	34'	36'	38'	40'	
Standard Glydea® ULTRA 35e	77	77	77	77	77	77	77	77	77	-	-	-	-
Heavy Duty Glydea® ULTRA 60e	132	132	132	132	132	132	132	132	132	132	132	-	-
Standard Irismo™ 45	99	99	99	99	99	99	99	99	99	-	-	-	-
Mini Irismo™ 35	77	77	77	77	77	77	77	77	77	-	-	-	-

**Note:** Capacity ratings are based on internal system friction only. External loads caused by fabric friction, drag, or obstructions will adversely affect pulling capacity or stop motor due to resistance. **Curving:** System curves reduce maximum drapery weight capacity by a minimum of 15% per bend. Please call us regarding weight capacity for your curved track. **Maximum System Lengths:** If you need more than the maximum spliced length for a system, two one-way systems can butt against each other behind fascia. Must be specified on your order form. An additional arm component is needed to create an overlap between the two individual systems; sold separately.

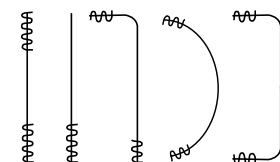
## Motorized Traverse System

includes 1 motor with power supply (1 per track), track(s) with components, brackets, and 1 standard transmitter (1 per track), and fascia with fascia clips when applicable. Somfy transformers are within the Somfy motor housing.



Single and Double without Fascia can be curved for an additional fee:

Somfy Glydea®




**Please note:** Somfy Glydea® systems can be curved with a minimum 11.8" radius. All curves require a template. Curving track reduces weight capacity of motor. Please refer to motor specifications above.

# Somfy motorized traverse systems

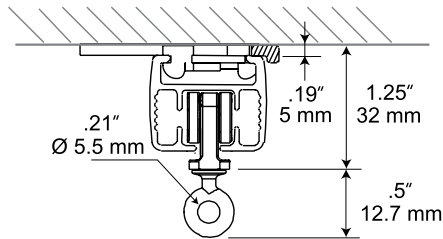
## Somfy motorized traverse accessories

Traverse Collection Catalog page 18

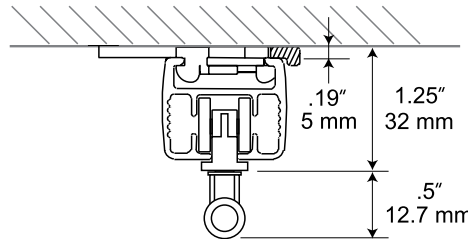


1781415 white	1782869 bronze		Somfy standard pinch pleat glide • wheeled for smooth movement • included in system; additional glides may be ordered separately • available in white or bronze	\$1.96 NET ea
1780901 white	1782870 bronze	120%	Somfy Ripplefold glide • snap accepts Ripplefold tape and swivels to create fold • fullness 80%, 100% and 120%; specify fullness on order • available in white or bronze	\$2.76 NET ea
1780902 white	1782871 bronze	100%		
1780903 white	1782872 bronze	80%		

**Somfy pinch pleat glide**  
4 per foot, unless otherwise specified



**Somfy Ripplefold glide**



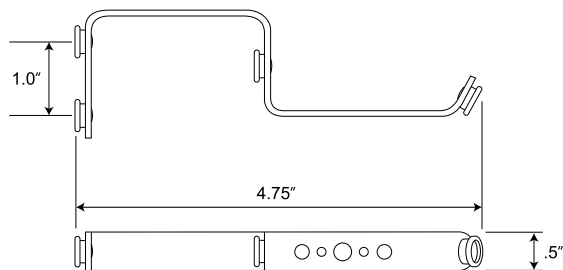
80% glide fullness: 2<sup>3</sup>/<sub>8</sub>" spacing  
 100% glide fullness: 2<sup>1</sup>/<sub>8</sub>" spacing  
 120% glide fullness: 1<sup>7</sup>/<sub>8</sub>" spacing

Snap tape: 4<sup>1</sup>/<sub>4</sub>" spacing;  
 Snap tape not included with system

**IMPORTANT:** Drapery workroom must apply specific snap tape to drapery panel when using Ripplefold glides. Somfy Glydea® Ripplefold glides are only compatible with Kirsch Ripplefold snap tape. Other brand tapes are NOT COMPATIBLE with the Somfy Glydea® Motorized system.

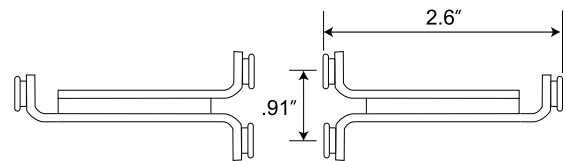
**Somfy Ripplefold Butt Master Carrier**

One-Way Draw



**Somfy Ripplefold Butt Master Carrier**

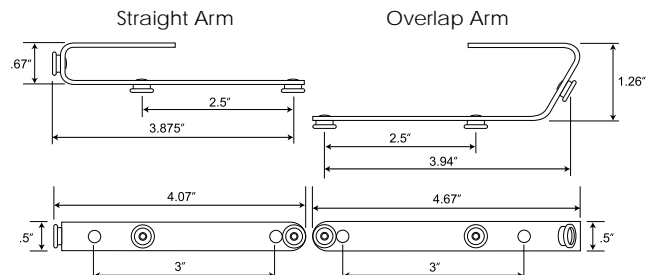
Center Draw



## TFC Motorized Traverse Tips

- specified custom cut length indicates track length including drive gears; fascia will be 1/4" longer at each end of track (1/2" total); mitered fascia will be 1 1/2" to 1 3/4" longer at each end of track (3 to 3 1/2" total)
- track and fascia will be spliced in the center of overall length
- blended fascia available for an additional fee per blend; TFC will properly connect splice(s) and ship your fascia in one continuous length.
- back fascia can accommodate decorative end caps; decorative end caps sold separately
- Somfy Motorized Traverse Systems carry a 5 year warranty on motor;  
**WARNING:** Modifications of internal components will void Somfy warranties;  
 Hardwiring Somfy Glydea® Motors will void Somfy warranties

**Somfy Pinch Pleat or Ripplefold Master Carrier**



## Quantity Per System

	6'	7'	8'	9'	10'	11'	12'	13'	14'	15'	16'
Pinch Pleat Glides	24	28	32	36	40	44	48	52	56	60	64
Brackets	3	3	4	4	4	5	5	5	6	6	6


Somfy glides are 4 per foot

Somfy brackets are 1 every 3-4 feet

# Somfy motorized traverse systems

## Somfy motorized traverse accessories

Traverse Collection Catalog pages 18-19



TB035-S TB060-S TB100-S

<b>TB035-S</b>	<p>steel traverse bracket, single</p> <ul style="list-style-type: none"> <li>adjustable 2<sup>3</sup>/<sub>4</sub>" - 3<sup>3</sup>/<sub>8</sub>" return; 2<sup>1</sup>/<sub>16</sub>"H x 1<sup>1</sup>/<sub>2</sub>"W backplate</li> <li>available in white or bronze</li> </ul>	\$33.52 ea
----------------	---	------------

<b>TB060-S</b>	<p>steel traverse bracket, double, can be used for single 6" return</p> <ul style="list-style-type: none"> <li>adjustable 5"-5<sup>3</sup>/<sub>8</sub>" front return, adjustable 1<sup>3</sup>/<sub>4</sub>"-2<sup>1</sup>/<sub>2</sub>" back return, 3<sup>5</sup>/<sub>16</sub>"H x 1<sup>1</sup>/<sub>2</sub>"W backplate</li> <li>available in white or bronze</li> </ul>	\$53.64 ea
----------------	--	------------

<b>TB100-S</b>	<p>steel custom bracket, single or double</p> <ul style="list-style-type: none"> <li>4<sup>1</sup>/<sub>2</sub>"H x 1<sup>1</sup>/<sub>2</sub>"W backplate; specify return up to 9<sup>3</sup>/<sub>16</sub>"</li> </ul>	\$53.64 ea
----------------	--	------------

<b>CMBC-S</b>	<p>single ceiling mount bracket</p> <ul style="list-style-type: none"> <li>1/2"H x 2"Deep x 1"W</li> <li>may only be used in systems without fascia</li> <li>single bracket; may be substituted in single or double systems</li> <li>available in white or bronze</li> </ul> <p><i>for double ceiling mount installation, install two individual brackets into ceiling</i></p>	\$26.82 ea
---------------	--	------------



<b>SOMFY CLIP</b>	<p>Somfy fascia clip</p> <ul style="list-style-type: none"> <li>use to attach fascia to traverse systems; included</li> </ul>	\$26.82 ea
-------------------	---	------------



<b>CMTB-S</b>	<p>steel custom ceiling bracket, single</p> <ul style="list-style-type: none"> <li>2<sup>3</sup>/<sub>4</sub>"H x 1<sup>1</sup>/<sub>2</sub>"W backplate</li> </ul> <p><i>specify drop: contingent upon which fascia or finials are chosen</i></p> <p><i>for double ceiling mount installation, install two individual brackets into ceiling</i></p>	\$80.45 ea
---------------	--	------------



<b>TBKT214-S</b>	<ul style="list-style-type: none"> <li>3<sup>1</sup>/<sub>2</sub>"H x 3/4"W backplate, 7<sup>7</sup>/<sub>8</sub>" front return and 3" back track return*</li> <li>use to combine 2" or 2<sup>1</sup>/<sub>4</sub>" full wood pole with single traverse systems</li> <li>includes traverse ceiling mount bracket attached onto the bottom of the over-bracket</li> </ul> <p><i>*custom returns available, poles sold separately</i></p>	\$93.86 ea
------------------	---	------------



<b>TBKT300-S</b>	<ul style="list-style-type: none"> <li>3<sup>1</sup>/<sub>2</sub>"H x 3/4"W backplate, 8<sup>3</sup>/<sub>4</sub>" front return and 3" back track return*</li> <li>use to combine 3" full wood pole with single traverse systems</li> <li>includes traverse ceiling mount bracket attached onto the bottom of the over-bracket</li> </ul> <p><i>*custom returns available, poles sold separately</i></p>	\$93.86 ea
------------------	--	------------



<b>1781344</b>	<p>master carrier body</p> <ul style="list-style-type: none"> <li>select from different arms to assemble into one MC Body; order two if ordering Center Draw MC Arms - sold separately</li> <li>pinch pleat or Ripplefold. Available in gray with white only</li> </ul>	\$15.90 NET ea
----------------	---	----------------



<b>1782320 (Over Arm)</b> <b>1782321 (Under Arm)</b>	<p>overlap master carrier arms for center draw</p> <ul style="list-style-type: none"> <li>pinch pleat or Ripplefold; order two MC Bodies - sold separately</li> <li>available in Stainless Steel only.</li> </ul>	\$13.52 NET ea
---	---	----------------



<b>1782662 (Under Arm)</b> <b>1780947 (Over Arm)</b>	<p>tandem master carrier arms for center draw</p> <ul style="list-style-type: none"> <li>pinch pleat or Ripplefold; order two MC Bodies - sold separately</li> <li>available in Stainless Steel only.</li> </ul>	\$13.52 NET ea
---	--	----------------



<b>1782320</b>	<p>master carrier arm for one-way draw</p> <ul style="list-style-type: none"> <li>right and Left use</li> <li>pinch pleat or Ripplefold; order one MC Body - sold separately</li> <li>available in Stainless Steel only.</li> </ul>	\$13.52 NET ea
----------------	---	----------------



<b>1780953</b>	<p>ripplefold butt master carrier arms for center draw</p> <ul style="list-style-type: none"> <li>each, order 2. Ripplefold only; order two MC Bodies - sold separately</li> <li>do not overlap, allowing some light to filter between draperies on center draw treatments</li> <li>available in Stainless Steel only.</li> </ul>	\$13.52 NET ea
----------------	---	----------------



<b>1782319</b>	<p>ripplefold butt master carrier arms for center draw tandem option</p> <ul style="list-style-type: none"> <li>each, order 2. Ripplefold only; order two MC Bodies - sold separately</li> <li>do not overlap, allowing some light to filter between draperies on center draw treatments</li> <li>available in Stainless Steel only.</li> </ul>	\$13.52 NET ea
----------------	---	----------------



<b>1782319</b>	<p>ripplefold butt master carrier arm for one-way draw</p> <ul style="list-style-type: none"> <li>right and left use. Ripplefold only; order one MC Body - sold separately</li> <li>available in Stainless Steel only.</li> </ul>	\$13.52 NET ea
----------------	---	----------------



# Somfy motorized traverse systems

## Motorized Stack Back Calculation (each drapery panel)

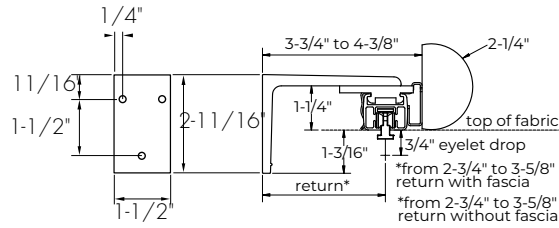
Somfy: master carrier + (# glides on panel x carrier width) + 3.75" = stack per drapery panel

Ex: Somfy 10ft. center draw, pinch pleat (standard 4 glides per ft.)  
 $2.75" + [(40/2) \times .5"] + 3.75" = 16.5"$  stack, short master panel *BEFORE* drapery fabric is installed  
 $6.75" + [(40/2) \times .5"] + 3.75" = 20.5"$  stack, overlap master panel *BEFORE* drapery fabric is installed

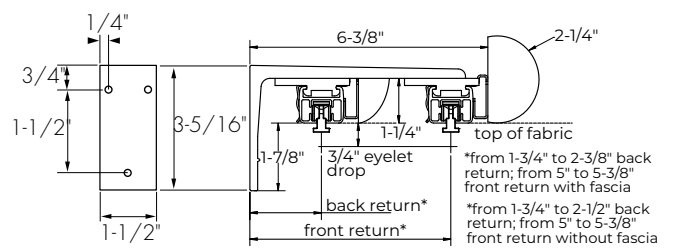
**Please note:** Calculations result in Stack Back Width *BEFORE* drapery fabric is installed. Stack back width will increase once draperies are installed. Factors such as thickness of drapery fabric, type of drapery pleat, and fullness of treatment affect the final stack back width. Please consult your workroom to determine your final stack back based on your draperies.

## wall mount brackets for Somfy motorized systems

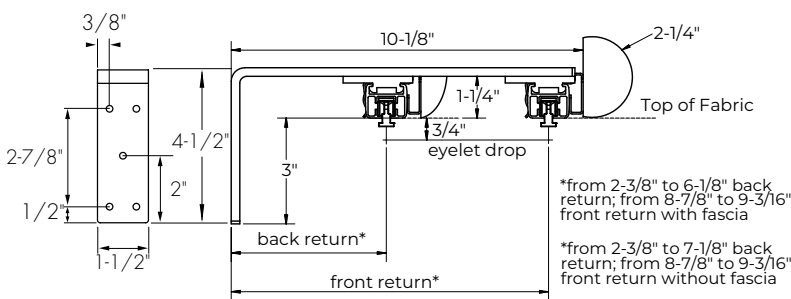
### Somfy Single Motorized Bracket (TBO35-S)



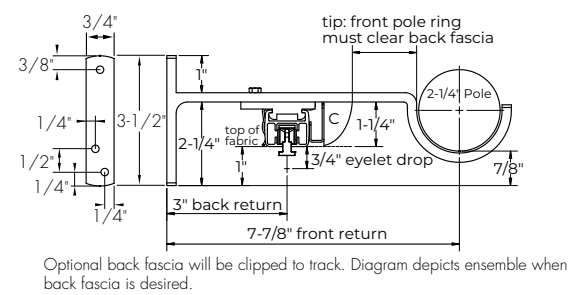
### Somfy Single or Double Motorized Bracket (TBO60-S)



### Somfy Single, Double or Triple Motorized Bracket (TB100-S)



### Custom Over-Bracket Single (TBKT214-S)

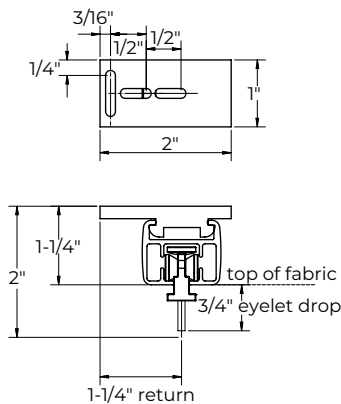


## ceiling mount brackets for Somfy motorized systems

**Please note:** only Custom Ceiling Mount Bracket will accommodate fascia and finials.

### Somfy Ceiling Mount Bracket (CMBC-S)

Available in White

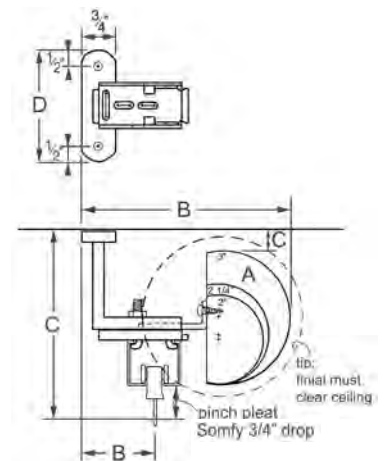


### Custom Ceiling Mount Bracket (CMTB-S)

Sold separately

When ordering, specify:

- A. fascia diameter and profile.
- B. projection to carrier and/or to front of fascia.
- C. drop from ceiling to carrier eyelet and/or from ceiling to top of fascia (tip: finial must clear ceiling).
- D. width of mounting plate if longer than 2 3/4".





# Somfy motorized traverse systems

## Somfy Motorized Traverse Pricing

Item #	Name	Color	Price
1003159	Somfy Glydea® ULTRA 60e Heavy Duty Motor		\$1,609.08
1003152	Somfy Glydea® ULTRA 35e Std Motor		\$1,320.79
1002353	Somfy Irismo™ 45 Std Motor		\$1,609.08
1003004	Somfy Irismo™ 35 Mini Motor		\$1,320.79

\* Transformers are included

Item #	Name	Color	Price
1003080	Battery Charger for Irismo™ 45 Std Motor	White	\$109.80
9026476	Rechargeable Li-ion Battery- Replacement	White	\$234.66

### Motor Accessories

Item #	Name	Color	Price
1870575	Situo® Transmitter-5 channel (included)	White	\$301.70
1810652	Telis Transmitter-5 channel	Black	\$378.95
1870571	Situo® Transmitter-1 channel	White	\$204.05
1810639	Telis Transmitter-1 channel	Silver	\$303.16
1810650	Telis Transmitter-1 channel	Black	\$303.16
1811081	Telis 16 RTS-16 channel	White	\$918.52
1811082	Telis 16 RTS-16 channel	Silver	\$918.52
1810897	Wireless Wall Switch-1 channel	White	\$516.25
1810898	Wireless Wall Switch-1 channel	Ivory	\$516.25
1810899	Wireless Wall Switch-1 channel	Black	\$590.00
1810813	Wireless Wall Switch-5 channel	White	\$536.36
1810814	Wireless Wall Switch-5 channel	Ivory	\$536.36
1810830	Wireless Wall Switch-5 channel	Black	\$623.52
1811185	Table Top Accessory *	White	\$160.91
1810972	Table Top Accessory *	Silver	\$160.91
1811051	Table Top Accessory *	Black	\$160.91

\* use with Wireless Wall Switch

### Programmable Timers

1811731	Somfy TaHoma® gateway		\$266.84 NET
---------	-----------------------	--	--------------

Item #	Name	Color	Price
TFCFEEMITER-EACH	Wood fascia mitered return		\$80.00 per return
TFCFEEBLEND	Blended fascia splice		\$108.00 per blend
TFCFEECURVE	Curving fee (templates must be provided)	NET Price	\$175.00
	Handling and Crating fee for curved tracks	NET Price	\$75.00

Item #	Name
--------	------

## Motorized Traverse System with Wood Fascia

<b>Single Track System with Wood Fascia</b> for 1 <sup>7</sup> / <sub>8</sub> " slim, 2 <sup>1</sup> / <sub>4</sub> " flat smooth, 2" and 2 <sup>1</sup> / <sub>4</sub> " round, 3" round	
STRACKF2S6045	Somfy Glydea® ULTRA 60e RTS Heavy Duty Motor or Irismo™ 45 Std Motor
STRACKF2S35	Somfy Glydea® ULTRA 35e RTS Std Motor or Irismo™ 35 Mini Motor
<b>Double Track System with Wood Fascia Front Only</b> for 1 <sup>7</sup> / <sub>8</sub> " slim, 2 <sup>1</sup> / <sub>4</sub> " flat smooth, 2" and 2 <sup>1</sup> / <sub>4</sub> " round, 3" round	
STRACKF2DF6045	Somfy Glydea® ULTRA 60e RTS Heavy Duty Motor or Irismo™ 45 Std Motor
STRACKF2DF35	Somfy Glydea® ULTRA 35e RTS Std Motor or Irismo™ 35 Mini Motor
STRACKF2DFMix	Mixed Somfy Motors
<b>Double Track System with Wood Fascia Front and Back</b> for 2" and 2 <sup>1</sup> / <sub>4</sub> " round, 3" round	
STRACKF2DFB6045	Somfy Glydea® ULTRA 60e RTS Heavy Duty Motor or Irismo™ 45 Std Motor
STRACKF2DFB35	Somfy Glydea® ULTRA 35e RTS Std Motor or Irismo™ 35 Mini Motor
STRACKF2DFBMix	Mixed Somfy Motors
<b>Double System with Stationary 2<sup>1</sup>/<sub>4</sub>" or 3" Wood Pole Front &amp; Track Back with no fascia</b>	
STRACKF2DSF6045	Somfy Glydea® ULTRA 60e RTS Heavy Duty Motor or Irismo™ 45 Std Motor
STRACKF2DSF35	Somfy Glydea® ULTRA 35e RTS Std Motor or Irismo™ 35 Mini Motor
<b>Double System with Stationary 2<sup>1</sup>/<sub>4</sub>" or 3" Wood Pole Front &amp; Track Back with fascia</b>	
STRACKF2DSFB6045	Somfy Glydea® ULTRA 60e RTS Heavy Duty Motor or Irismo™ 45 Std Motor
STRACKF2DSFB35	Somfy Glydea® ULTRA 35e RTS Std Motor or Irismo™ 35 Mini Motor

## Motorized Traverse System without Wood Fascia

<b>Single Track System track available in white or bronze</b>	
STRACK6045	Somfy Glydea® ULTRA 60e RTS Heavy Duty Motor or Irismo™ 45 Std Motor
STRACK35	Somfy Glydea® ULTRA 35e RTS Std Motor or Irismo™ 35 Mini Motor
<b>Double Track System track available in white or bronze</b>	
STRACKDBL6045	Somfy Glydea® ULTRA 60e RTS Heavy Duty Motor or Irismo™ 45 Std Motor
STRACKDBL35	Somfy Glydea® ULTRA 35e RTS Std Motor or Irismo™ 35 Mini Motor
STRACKDBLMix	Mixed Somfy Motors

Pair with these systems (sold separately):



Somfy TaHoma® gateway 1811731  
Free app for iOS and Android:





# Somfy motorized traverse systems

Orders with Somfy motorized traverse systems will incur a \$25 packaging fee. Orders that contain a Li-ion battery will be charged a \$25.00 shipping surcharge. Available in all profiles for 1 7/8", 2", 2 1/4" and 3" diameter fascias or without a wood fascia. 1 3/8" not available with Somfy Systems.

Pricing Includes Somfy® Motorized Traverse Track with Motor, Remote and Battery Charger when ordering the Irismo™ 45 Std Motor Traverse Collection Catalog  
pages 18-19

Systems are sold in 1 ft increments

	6'	7'	8'	9'	10'	11'	12'	13'	14'	15'	16'	per add'l ft
	\$3,836.14	\$3,987.72	\$4,139.30	\$4,290.88	\$4,442.46	\$4,594.04	\$4,745.62	\$4,897.20	\$5,048.78	\$5,200.36	\$5,351.94	\$151.58
	\$3,317.27	\$3,468.85	\$3,620.43	\$3,772.01	\$3,923.59	\$4,075.17	\$4,226.75	\$4,378.33	\$4,529.91	\$4,681.49	\$4,833.07	\$151.58
	\$7,304.99	\$7,555.68	\$7,806.37	\$8,057.06	\$8,307.75	\$8,558.44	\$8,809.13	\$9,059.82	\$9,310.51	\$9,561.20	\$9,811.89	\$250.69
	\$6,267.25	\$6,517.94	\$6,768.63	\$7,019.32	\$7,270.01	\$7,520.70	\$7,771.39	\$8,022.08	\$8,272.77	\$8,523.46	\$8,774.15	\$250.69
	\$6,786.12	\$7,036.81	\$7,287.50	\$7,538.19	\$7,788.88	\$8,039.57	\$8,290.26	\$8,540.95	\$8,791.64	\$9,042.33	\$9,293.02	\$250.69
	\$7,672.28	\$7,975.44	\$8,278.60	\$8,581.76	\$8,884.92	\$9,188.08	\$9,491.24	\$9,794.40	\$10,097.56	\$10,400.72	\$10,703.88	\$303.16
	\$6,634.54	\$6,937.70	\$7,240.86	\$7,544.02	\$7,847.18	\$8,150.34	\$8,453.50	\$8,756.66	\$9,059.82	\$9,362.98	\$9,666.14	\$303.16
	\$7,153.41	\$7,456.57	\$7,759.73	\$8,062.89	\$8,366.05	\$8,669.21	\$8,972.37	\$9,275.53	\$9,578.69	\$9,881.85	\$10,185.01	\$303.16
	\$4,159.12	\$4,407.48	\$4,655.84	\$4,904.20	\$5,152.55	\$5,400.91	\$5,649.27	\$5,897.63	\$6,145.99	\$6,394.34	\$6,642.70	\$248.36
	\$3,640.25	\$3,888.61	\$4,136.97	\$4,385.33	\$4,633.68	\$4,882.04	\$5,130.40	\$5,378.76	\$5,627.12	\$5,875.47	\$6,123.83	\$248.36
	\$4,526.41	\$4,827.24	\$5,128.07	\$5,428.90	\$5,729.72	\$6,030.55	\$6,331.38	\$6,632.21	\$6,933.04	\$7,233.86	\$7,534.69	\$300.83
	\$4,007.54	\$4,308.37	\$4,609.20	\$4,910.03	\$5,210.85	\$5,511.68	\$5,812.51	\$6,113.34	\$6,414.17	\$6,714.99	\$7,015.82	\$300.83
	6'	7'	8'	9'	10'	11'	12'	13'	14'	15'	16'	per add'l ft
	\$3,468.85	\$3,567.30	\$3,665.75	\$3,764.20	\$3,862.65	\$3,961.10	\$4,059.55	\$4,158.00	\$4,256.45	\$4,354.90	\$4,453.35	\$98.45
	\$2,949.98	\$3,048.43	\$3,146.88	\$3,245.33	\$3,343.78	\$3,442.23	\$3,540.68	\$3,639.13	\$3,737.58	\$3,836.03	\$3,934.48	\$98.45
	\$6,937.70	\$7,135.92	\$7,334.14	\$7,532.36	\$7,730.58	\$7,928.80	\$8,127.02	\$8,325.24	\$8,523.46	\$8,721.68	\$8,919.90	\$198.22
	\$5,899.96	\$6,098.18	\$6,296.40	\$6,494.62	\$6,692.84	\$6,891.06	\$7,089.28	\$7,287.50	\$7,485.72	\$7,683.94	\$7,882.16	\$198.22
	\$6,418.83	\$6,617.05	\$6,815.27	\$7,013.49	\$7,211.71	\$7,409.93	\$7,608.15	\$7,806.37	\$8,004.59	\$8,202.81	\$8,401.03	\$198.22



# Motorized Traverse Order Form



AUTOMATION<sup>®</sup>

HOME MOTION by **somfy**<sup>®</sup>

PO #

Side Mark

Ship via

Company Information		Shipping Information	
Company Name	Acct #	Company Name	Acct #
Contact Person		Contact Person	
Street Address		Street Address	
City	State	City	State
Email		Email	
Phone	Fax	Phone	Fax

**MOTORIZED TRAVERSE SYSTEMS - consult Price List for detailed specifications.**  
*Specified custom cut length indicates track length including drive gears. Mitered fascia will be up to 3" longer than track length, depending on the profile ordered.*

Item #	Motor	Power Options for R-TEC Motor (NET) (Li-Ion Battery (Battery Charger & USB Cable) AC Power Transformer (10' cord included))	Fascia Type	System Length Up to 36' (per 1')	Custom Cut Track Length	Fascia Finish Code	Bracket Preference	Draw Preference Center One-Way	Motor Location	Glide Style pinch pleat or Ripplefold <sup>®</sup> *	Qty	Price per Unit	Subtotal
	<input type="checkbox"/> charger & cable	<input type="checkbox"/> 10' cord with plug						<input type="checkbox"/> L <input type="checkbox"/> R	<input type="checkbox"/> L <input type="checkbox"/> R				
	<input type="checkbox"/> solar panel \$121.20	<input type="checkbox"/> 20' cord \$19.50; plug \$26.50						<input type="checkbox"/> L <input type="checkbox"/> R	<input type="checkbox"/> L <input type="checkbox"/> R				
	<input type="checkbox"/> charger & cable	<input type="checkbox"/> 10' cord with plug						<input type="checkbox"/> L <input type="checkbox"/> R	<input type="checkbox"/> L <input type="checkbox"/> R				
	<input type="checkbox"/> solar panel \$121.20	<input type="checkbox"/> 20' cord \$19.50; plug \$26.50						<input type="checkbox"/> L <input type="checkbox"/> R	<input type="checkbox"/> L <input type="checkbox"/> R				
	<input type="checkbox"/> charger & cable	<input type="checkbox"/> 10' cord with plug						<input type="checkbox"/> L <input type="checkbox"/> R	<input type="checkbox"/> L <input type="checkbox"/> R				
	<input type="checkbox"/> solar panel \$121.20	<input type="checkbox"/> 20' cord \$19.50; plug \$26.50						<input type="checkbox"/> L <input type="checkbox"/> R	<input type="checkbox"/> L <input type="checkbox"/> R				

**MOTORIZED TRAVERSE COORDINATING ACCESSORIES AND ADDITIONAL FEES**  
*Order finials, mitered returns, and accessories here.*

Item #	Finish Code	Description	Qty	Price per Unit	Subtotal

Additional Information															
Quantity included per set based on cut track length															
6'	7'	8'	9'	10'	11'	12'	13'	14'	15'	16'	17'	18'	19'	20'	
Pinch Pleat Glides (4 per foot, includes master carriers (2) & end caps (2))	24	28	32	36	40	44	48	52	56	60	64	68	72	76	80
Brackets (1 per every 3-4 feet)	3	3	4	4	4	5	5	5	6	6	6	7	7	7	8

Total

**Special Instructions**

*\* When ordering Ripplefold carriers, answer these questions:*

1. Select Ripplefold fullness:  80%  100%  120%

2. Select Ripplefold masters:  Overlap  Butt Master

BATON DRAW, RIPPLEFOLD OR PINCH PLEAT  
AVAILABLE IN 1<sup>1</sup>/<sub>8</sub>" OR 1<sup>3</sup>/<sub>8</sub>" DIAMETERS

### single traverse system, wall mount

- wall bracket: 3<sup>1</sup>/<sub>2</sub>" or 6" return options
- traverse system includes track, brackets, master carriers, glides and round end caps
- batons, modern collection finials & cuffs/collars, and our NEW French Returns for Traverse sold separately

### double traverse system, wall mount

- wall bracket: 3" and 7<sup>1</sup>/<sub>2</sub>" returns
- traverse system includes tracks, brackets, master carriers, glides and round end caps
- batons, modern collection finials & cuffs/collars, and our NEW French Returns for Traverse sold separately

### single traverse system, ceiling mount



- ceiling bracket: 3<sup>5</sup>/<sub>16</sub>" drop
- traverse system includes track, brackets, master carriers, glides and round end caps
- batons, modern collection finials & cuffs/collars, and our NEW French Returns for Traverse sold separately

### double traverse system, ceiling mount

- ceiling bracket: 4" drop, 4<sup>1</sup>/<sub>2</sub>" between centers of tracks
- traverse system includes tracks, brackets, master carriers, glides and round end caps
- batons, modern collection finials & cuffs/collars, and our NEW French Returns for Traverse sold separately

### single traverse system, low-profile ceiling mount

- ceiling bracket: 1<sup>3</sup>/<sub>16</sub>" drop
- traverse system includes track, brackets, master carriers, glides and round end caps
- batons, modern collection finials & cuffs/collars, and our NEW French Returns for Traverse sold separately



# manual 1<sup>1</sup>/<sub>8</sub>" - 1<sup>3</sup>/<sub>8</sub>" modern metal baton draw traverse systems

1<sup>1</sup>/<sub>8</sub>" - 1<sup>3</sup>/<sub>8</sub>" modern metal traverse systems      Systems are sold in 1 ft increments      Traverse Collection Catalog page 25

Item #	Dia.	4'	5'	6'	7'	8'	9'	10'	11'	12'	price per ft
--------	------	----	----	----	----	----	----	-----	-----	-----	--------------

single traverse system, wall mount, 3 1/2" return (includes track, brackets, round end caps & components)

TFCMT118400/SET	1 <sup>1</sup> / <sub>8</sub> "	\$279.84	\$349.80	\$419.76	\$489.72	\$559.68	\$629.64	\$699.60	\$769.56	\$839.52	\$69.96
TFCMT138400/SET	1 <sup>3</sup> / <sub>8</sub> "	\$368.46	\$460.57	\$552.68	\$644.80	\$736.91	\$829.03	\$921.14	\$1,013.25	\$1,105.37	\$92.11

single traverse system, wall mount, 6" return (includes track, brackets, round end caps & components)

TFCMT118401/SET	1 <sup>1</sup> / <sub>8</sub> "	\$317.15	\$396.44	\$475.73	\$555.02	\$634.30	\$713.59	\$792.88	\$872.17	\$951.46	\$79.29
TFCMT138401/SET	1 <sup>3</sup> / <sub>8</sub> "	\$410.43	\$513.04	\$615.65	\$718.26	\$820.86	\$923.47	\$1,026.08	\$1,128.69	\$1,231.30	\$102.61

double traverse system, wall mount (includes tracks, brackets, round end caps & components)

TFCMT118402/SET	1 <sup>1</sup> / <sub>8</sub> "	\$559.68	\$699.60	\$839.52	\$979.44	\$1,119.36	\$1,259.28	\$1,399.20	\$1,539.12	\$1,679.04	\$139.92
TFCMT138402/SET	1 <sup>3</sup> / <sub>8</sub> "	\$736.91	\$921.14	\$1,105.37	\$1,289.60	\$1,473.82	\$1,658.05	\$1,842.28	\$2,026.51	\$2,210.74	\$184.23

single traverse system, ceiling mount (includes track, brackets, round end caps & components)

TFCMT118403/SET	1 <sup>1</sup> / <sub>8</sub> "	\$279.84	\$349.80	\$419.76	\$489.72	\$559.68	\$629.64	\$699.60	\$769.56	\$839.52	\$69.96
TFCMT138403/SET	1 <sup>3</sup> / <sub>8</sub> "	\$368.46	\$460.57	\$552.68	\$644.80	\$736.91	\$829.03	\$921.14	\$1,013.25	\$1,105.37	\$92.11

double traverse system, ceiling mount (includes tracks, brackets, round end caps & components)

TFCMT118404/SET	1 <sup>1</sup> / <sub>8</sub> "	\$559.68	\$699.60	\$839.52	\$979.44	\$1,119.36	\$1,259.28	\$1,399.20	\$1,539.12	\$1,679.04	\$139.92
TFCMT138404/SET	1 <sup>3</sup> / <sub>8</sub> "	\$736.91	\$921.14	\$1,105.37	\$1,289.60	\$1,473.82	\$1,658.05	\$1,842.28	\$2,026.51	\$2,210.74	\$184.23

single traverse system, low-profile ceiling mount (includes track, brackets, round end caps & components)

TFCMT118406/SET	1 <sup>1</sup> / <sub>8</sub> "	\$223.87	\$279.84	\$335.81	\$391.78	\$447.74	\$503.71	\$559.68	\$615.65	\$671.62	\$55.97
TFCMT138406/SET	1 <sup>3</sup> / <sub>8</sub> "	\$293.83	\$367.29	\$440.75	\$514.21	\$587.66	\$661.12	\$734.58	\$808.04	\$881.50	\$73.46

- maximum continuous track length in Chrome and Satin Gold is 8'. All other finishes available up to 12'. Center draw tracks can be spliced for longer lengths

## 1<sup>1</sup>/<sub>8</sub>" - 1<sup>3</sup>/<sub>8</sub>" glide and bracket chart

Quantity included per set based on cut track length	4'	5'	6'	7'	8'	9'	10'	11'	12'	13'	14'	15'	16'	17'	18'	19'	20'	21'	22'	23'	24'
Glides [4 per foot, includes master carriers & end caps (2)]	16	20	24	28	32	36	40	44	48	52	56	60	64	68	72	76	80	84	88	92	96
Brackets	2	3	4	4	4	5	5	5	5	6	6	6	6	7	7	7	8	8	8	8	8

## modern metal finishes


- CH Chrome
- BN Brushed Nickel
- SG Satin Gold
- BBN Brushed Black Nickel
- MK Matte Black

- maximum continuous track length in Chrome (CH) and Satin Gold (SG) is 8'. All other finishes available up to 12'. Center draw tracks can be spliced for longer lengths
- see page 107 for finials. Sold separately
- metal traverse can be painted in any of the 50 TFC Standard painted finishes at no additional charge

# manual 1 1/8" - 1 3/8" modern metal baton draw traverse systems

1 1/8" - 1 3/8" brackets & connectors (for additional brackets)

Traverse Collection Catalog page 26



1 1/8" metal wall bracket, single 3 1/2" return, 1 7/8" Dia backplate	1 1/8" metal wall bracket, single 6" return, 1 7/8" Dia backplate	1 1/8" metal wall bracket, double 7 1/2" front and 3" back return, 1 7/8" Dia backplate	1 1/8" metal ceiling bracket, single 3 3/8" drop, 1 7/8" Dia backplate	1 1/8" metal ceiling bracket, double 2 5/8" drop, 4 1/2" between centers of tracks, 1 7/8" Dia ceiling plate
<b>TFCMT118400</b>	<b>TFCMT118401</b>	<b>TFCMT118402</b>	<b>TFCMT118403</b>	<b>TFCMT118404</b>
\$25.65 ea	\$34.98 ea	\$46.64 ea	\$25.65 ea	\$69.96 ea

1 3/8" metal wall bracket, single 3 1/2" return, 2 7/16" Dia backplate	1 3/8" metal wall bracket, single 6" return, 2 7/16" Dia backplate	1 3/8" metal wall bracket, double 7 1/2" front and 3" back return, 2 7/16" Dia backplate	1 3/8" metal ceiling bracket, single 3 3/8" drop, 1 7/8" Dia backplate	1 3/8" metal ceiling bracket, double 2 11/16" drop, 4 1/2" between centers of tracks, 1 7/8" Dia ceiling plate
<b>TFCMT138400</b>	<b>TFCMT138401</b>	<b>TFCMT138402</b>	<b>TFCMT138403</b>	<b>TFCMT138404</b>
\$32.65 ea	\$44.31 ea	\$58.30 ea	\$32.65 ea	\$90.95 ea

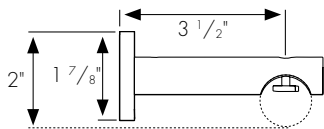


1 1/8" metal ceiling bracket extender 2" drop	1 1/8" low profile ceiling bracket 3/8" drop	1 1/8" hinged elbow 2 7/8" L	1 1/8" connector/splice 2" L
<b>TFCMT118405</b>	<b>TFCMT118406</b>	<b>TFCMT118409</b>	<b>TFCMT118407</b>
\$13.99 ea	\$16.32 ea	\$27.98 ea	\$8.16 ea

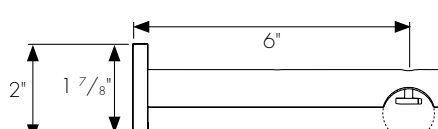
1 3/8" metal ceiling bracket extender 2" drop	1 3/8" low profile ceiling bracket 3/8" drop	1 3/8" hinged elbow 2 7/8" L	1 3/8" connector/splice 3" L
<b>TFCMT138405</b>	<b>TFCMT138406</b>	<b>TFCMT138409</b>	<b>TFCMT138407</b>
\$16.32 ea	\$18.66 ea	\$37.31 ea	\$8.16 ea

for diagrams and dimensions for 1 3/8" brackets, see page 110.

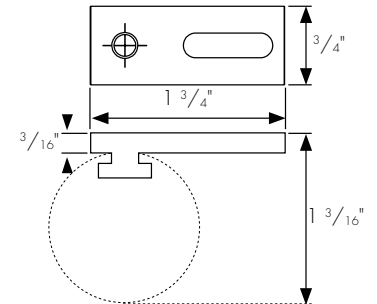
wall mount 3 1/2" return  
TFCMT118400



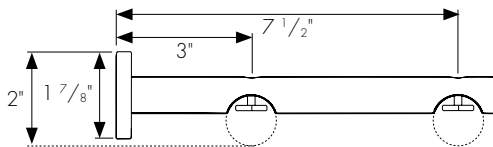
wall mount 6 1/2" return  
TFCMT118401



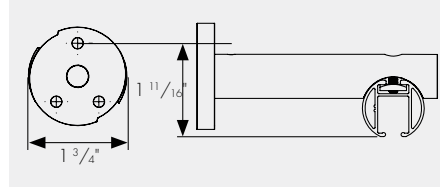
low-profile ceiling single  
TFCMT118406



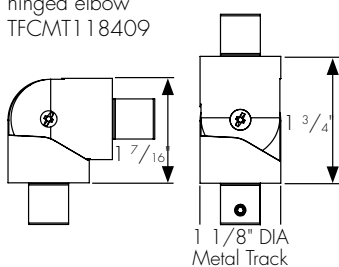
wall mount double  
TFCMT118402



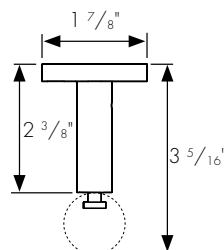
wall mount bracket mounting plate



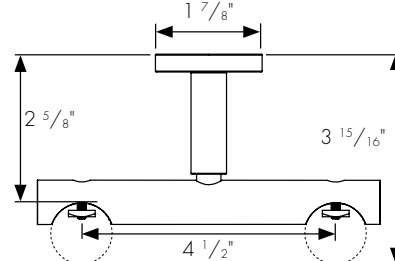
hinged elbow  
TFCMT118409



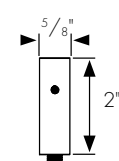
ceiling mount single  
TFCMT118403



ceiling mount double  
TFCMT118404



ceiling bracket extender  
TFCMT118405



# manual 1 1/8" - 1 3/8" modern metal baton draw traverse systems

## carriers

Look for the /BR icon for components available in bronze and add /BR at the end of the item number to order

Traverse Collection Catalog page 27



**BT3005R**  
**BT3005L**

- pinch pleat master carriers
- stainless steel overlap arms
  - multi-wheel design for smooth movement
  - baton draw; pinch pleat
  - right (R) or left (L)
  - available in white or bronze /BR

**\$5.04 NET**  
ea



**BT3125R**  
**BT3125L**

- Ripplefold overlap master carriers
- stainless steel overlap arms with snaps to accept Ripplefold tape
  - multi-wheel design for smooth movement
  - overlap master carriers come standard unless otherwise specified
  - baton draw; Ripplefold
  - right (R) or left (L)
  - available in white or bronze /BR

**\$5.99 NET**  
ea



**BT3600R**  
**BT3600L**

- Ripplefold butt master carriers
- snaps to accept Ripplefold tape
  - multi-wheel design for smooth movement
  - butt master carriers do not overlap, allowing some light to filter between draperies on center draw treatments
  - butt master carriers must be specified for substitution
  - baton draw; Ripplefold
  - right (R) or left (L)
  - available in white or bronze /BR

**\$6.20 NET**  
ea



**CP10**

- ball-bearing pinch pleat glides
- ball-bearing wheel for smooth movement
  - pinch pleat
  - available in white or bronze /BR

**\$3.13 NET**  
pack  
(10 pcs)



**R4060/ 60% fullness**  
**R4080/ 80% fullness**  
**R4100/ 100% fullness**  
**R4120/ 120% fullness**

- Ripplefold glides
- Ripplefold glides with detachable pendants
  - fullness 60%, 80%, 100% or 120%; *specify fullness on order*
  - Ripplefold
  - available in white or bronze /BR

**\$0.67 NET**  
ea



**BT4333**

- glide stop
- stainless steel

**\$0.58 NET**  
ea

## modern metal finishes

Traverse Collection Catalog page 24

- CH Chrome                      BBN Brushed Black Nickel  
BN Brushed Nickel            MK Matte Black  
SG Satin Gold

- maximum continuous track length in Chrome (CH) and Satin Gold (SG) is 8'. All other finishes available up to 12'. Center draw tracks can be spliced for longer lengths see page 107 for finials. Sold separately
- see below for NEVV French Returns. Sold separately
- metal batons can be painted in any of the 50 TFC Standard painted finishes at a 30% upcharge

## french returns for traverse

 NEW French Return 1 1/8" *	 NEW French Return 1 3/8" *
3 1/2" return	3 1/2" return
<b>TFCM118440</b>	<b>TFCM138440</b>
<b>\$80.30 ea</b>	<b>\$102.30 ea</b>

\*Includes 1 Return, 1 Splice, 1 French Return Ring to reduce sidelight, 4 End Stops, 4 Ripplefold Carriers, 2 Pinch Pleat Carriers, 1 Allen Wrench and 2 Extra Set Screws

## batons

Traverse Collection Catalog page 27



metal baton, 3/8"Dia

<b>TFCM312S</b>	36" - available in all metal finishes	<b>\$58.30 ea</b>
<b>TFCM314S</b>	48" - available in all metal finishes	<b>\$64.13 ea</b>
<b>TFCM316S</b>	60" - available in all metal finishes	<b>\$69.96 ea</b>



handicap metal baton, 3/8"Dia

<b>TFCM314HS-48</b>	48" - available in BN or MK only	<b>\$64.13 ea</b>
<b>TFCM314HS-60</b>	60" - available in BN or MK only	<b>\$69.96 ea</b>












acrylic baton, 5/8"Dia

<b>ABTN-36</b>	36" - available in acrylic	<b>\$52.47 ea</b>
<b>ABTN-48</b>	48" - available in acrylic	<b>\$58.30 ea</b>

# manual 1 1/8" - 1 3/8" modern metal baton draw traverse systems



**finials** You must purchase cuffs & collars to coordinate with 1 1/8" & 1 3/8" diameter tracks. See the 2018 Drapery Hardware Catalog & website for more information

<b>step 1:</b> select Modern Metal Traverse System  <b>step 2:</b> select finial design  <b>step 3:</b> select a cuff or collar* <i>*sold separately</i>	2018 Drapery Hardware Catalog page 5  Bryant	2018 Drapery Hardware Catalog page 5  Bryant Acrylic	2018 Drapery Hardware Catalog page 5  Declan	2018 Drapery Hardware Catalog page 5  Declan Acrylic
	2 7/8"L x 2 3/4"W	2 7/8"L x 2 3/4"W	2 1/4"L x 2 1/4"W	2 1/4"L x 2 1/4"W
	<b>TFCM600</b> \$69.96 ea	<b>TFCM600/CL</b> \$92.11 ea	<b>TFCM601</b> \$104.94 ea	<b>TFCM601/CL</b> \$87.45 ea




2018 Drapery Hardware Catalog page 5  Upton	2018 Drapery Hardware Catalog page 5  Upton Acrylic	2018 Drapery Hardware Catalog page 5  Delano	2018 Drapery Hardware Catalog page 5  Mercer	2018 Drapery Hardware Catalog page 5  Luca Acrylic
4"L x 1 7/8"W	4"L x 1 7/8"W	4"L x 1 7/8"W	4"L x 2 1/8"W	2"L x 3 3/4"W
<b>TFCM602</b> \$92.11 ea	<b>TFCM602/CL</b> \$87.45 ea	<b>TFCM603</b> \$104.94 ea	<b>TFCM604</b> \$104.94 ea	<b>TFCM605</b> \$104.94 ea

2018 Drapery Hardware Catalog page 5  Stiles Acrylic	2018 Drapery Hardware Catalog page 6  Anson	2018 Drapery Hardware Catalog page 6  Anson Acrylic	2018 Drapery Hardware Catalog page 6  Eason	2018 Drapery Hardware Catalog page 6  Eason Acrylic
2 3/8"L x 3"W	7/8"L x 3"W	7/8"L x 3"W	1"L x 2 7/8"W	1"L x 2 7/8"W
<b>TFCM606</b> \$104.94 ea	<b>TFCM691</b> \$50.14 ea	<b>TFCM691/CL</b> \$57.13 ea	<b>TFCM692</b> \$50.14 ea	<b>TFCM692/CL</b> \$57.13 ea

**1 1/8" end caps** See the 2018 Drapery Hardware Catalog & website for more information



2018 Drapery Hardware Catalog page 6  Bex 1 1/8"	Included  Round 1 1/8"
3/4"L x 1 7/8"W (1 3/8" sq)	3/4"L x 1 1/4"W
<b>TFCM118690</b> \$33.81 ea	<b>TFCM118191</b> \$17.49 ea

**1 1/8" cuffs & collars** See the 2018 Drapery Hardware Catalog & website for more information




2018 Drapery Hardware Catalog page 6  1 1/8" metal modern cuff	2018 Drapery Hardware Catalog page 6  1 1/8" metal modern collar	2018 Drapery Hardware Catalog page 6  1 1/8" metal transitional collar
1"L x 1 3/8"W	1 5/8"L x 1 3/8"W	1 5/8"L x 1 3/8"W
<b>TFCM118800</b> \$17.49 ea	<b>TFCM118801</b> \$17.49 ea	<b>TFCM118802</b> \$17.49 ea

You must purchase cuffs & collars to coordinate with 1 1/8" & 1 3/8" diameter tracks.

**1 3/8" end caps** See the 2018 Drapery Hardware Catalog & website for more information

2018 Drapery Hardware Catalog page 6  Bex 1 3/8"	Included  Round 1 3/8"
1"L x 2 1/4"W (1 3/8" sq)	3/4"L x 1 1/2"W
<b>TFCM138690</b> \$41.98 ea	<b>TFCM138191</b> \$20.41 ea

**1 3/8" cuffs & collars** See the 2018 Drapery Hardware Catalog & website for more information

2018 Drapery Hardware Catalog page 6  1 3/8" metal modern cuff	2018 Drapery Hardware Catalog page 6  1 3/8" metal modern collar	2018 Drapery Hardware Catalog page 6  1 3/8" metal transitional collar
1"L x 1 5/8"W	1 5/8"L x 1 5/8"W	1 7/8"L x 1 5/8"W
<b>TFCM138800</b> \$22.74 ea	<b>TFCM138801</b> \$22.74 ea	<b>TFCM138802</b> \$22.74 ea

You must purchase cuffs & collars to coordinate with 1 1/8" & 1 3/8" diameter tracks.



# manual 1<sup>3</sup>/<sub>8</sub>" metal baton draw traverse systems

1<sup>3</sup>/<sub>8</sub>" metal traverse systems

Traverse Collection Catalog pages 28-31

BATON DRAW, RIPPLEFOLD OR PINCH PLEAT | AVAILABLE IN 1<sup>3</sup>/<sub>8</sub>" DIAMETER



## single traverse system, wall mount

- wall bracket: 3<sup>1</sup>/<sub>2</sub>" or 6" return options
- traverse system includes track, brackets, master carriers, glides and round end caps
- batons, metal collection finials and our NEW French Returns for Traverse sold separately



## double traverse system, wall mount

- wall bracket: 3" and 7<sup>1</sup>/<sub>2</sub>" returns
- traverse system includes tracks, brackets, master carriers, glides and round end caps
- batons, metal collection finials and our NEW French Returns for Traverse sold separately



## single traverse system, ceiling mount

- ceiling bracket: 2<sup>3</sup>/<sub>8</sub>" drop
- traverse system includes track, brackets, master carriers, glides and round end caps
- batons, metal collection finials and our NEW French Returns for Traverse sold separately



## double traverse system, ceiling mount

- ceiling bracket: 2<sup>5</sup>/<sub>8</sub>" drop, 4<sup>1</sup>/<sub>2</sub>" apart
- traverse system includes tracks, brackets, master carriers, glides and round end caps
- batons, metal collection finials and our NEW French Returns for Traverse sold separately



## single traverse system, low-profile ceiling mount

- ceiling bracket: <sup>5</sup>/<sub>32</sub>" drop
- traverse system includes track, brackets, master carriers, glides and round end caps
- batons, metal collection finials and our NEW French Returns for Traverse sold separately



# manual 1<sup>3</sup>/<sub>8</sub>" metal baton draw traverse systems

## 1<sup>3</sup>/<sub>8</sub>" metal traverse systems Systems are sold in 1 ft increments Traverse Collection Catalog page 29

Item #	Dia.	4'	5'	6'	7'	8'	9'	10'	11'	12'	price per ft
--------	------	----	----	----	----	----	----	-----	-----	-----	--------------

single traverse system, wall mount, 3 1/2" return (includes track, brackets, round end caps & components)

TFCMT138400/SET	1 <sup>3</sup> / <sub>8</sub> "	\$368.46	\$460.57	\$552.68	\$644.80	\$736.91	\$829.03	\$921.14	\$1,013.25	\$1,105.37	\$92.11
-----------------	---------------------------------	----------	----------	----------	----------	----------	----------	----------	------------	------------	---------

single traverse system, wall mount, 6" return (includes track, brackets, round end caps & components)

TFCMT138401/SET	1 <sup>3</sup> / <sub>8</sub> "	\$410.43	\$513.04	\$615.65	\$718.26	\$820.86	\$923.47	\$1,026.08	\$1,128.69	\$1,231.30	\$102.61
-----------------	---------------------------------	----------	----------	----------	----------	----------	----------	------------	------------	------------	----------

double traverse system, wall mount (includes tracks, brackets, round end caps & components)

TFCMT138402/SET	1 <sup>3</sup> / <sub>8</sub> "	\$736.91	\$921.14	\$1,105.37	\$1,289.60	\$1,473.82	\$1,658.05	\$1,842.28	\$2,026.51	\$2,210.74	\$184.23
-----------------	---------------------------------	----------	----------	------------	------------	------------	------------	------------	------------	------------	----------

single traverse system, ceiling mount (includes track, brackets, round end caps & components)

TFCMT138403/SET	1 <sup>3</sup> / <sub>8</sub> "	\$368.46	\$460.57	\$552.68	\$644.80	\$736.91	\$829.03	\$921.14	\$1,013.25	\$1,105.37	\$92.11
-----------------	---------------------------------	----------	----------	----------	----------	----------	----------	----------	------------	------------	---------

double traverse system, ceiling mount (includes tracks, brackets, round end caps & components)

TFCMT138404/SET	1 <sup>3</sup> / <sub>8</sub> "	\$736.91	\$921.14	\$1,105.37	\$1,289.60	\$1,473.82	\$1,658.05	\$1,842.28	\$2,026.51	\$2,210.74	\$184.23
-----------------	---------------------------------	----------	----------	------------	------------	------------	------------	------------	------------	------------	----------

single traverse system, low-profile ceiling mount (includes track, brackets, round end caps & components)

TFCMT138406/SET	1 <sup>3</sup> / <sub>8</sub> "	\$293.83	\$367.29	\$440.75	\$514.21	\$587.66	\$661.12	\$734.58	\$808.04	\$881.50	\$73.46
-----------------	---------------------------------	----------	----------	----------	----------	----------	----------	----------	----------	----------	---------

- maximum continuous track length in BZ and ORB is 8'. All other finishes available up to 12'. Center draw tracks can be spliced for longer lengths
- Venetian Bronze (VZ) and Dark Oil Rubbed Bronze (DRB) finials coordinate with Matte Black (MK) tracks, brackets and batons

## 1<sup>3</sup>/<sub>8</sub>" glide and bracket chart

Quantity included per set based on cut track length	4'	5'	6'	7'	8'	9'	10'	11'	12'	13'	14'	15'	16'	17'	18'	19'	20'	21'	22'	23'	24'
Glides [4 per foot, includes master carriers & end caps (2)]	16	20	24	28	32	36	40	44	48	52	56	60	64	68	72	76	80	84	88	92	96
Brackets	2	3	4	4	4	5	5	5	5	6	6	6	6	7	7	7	8	8	8	8	8

## 1<sup>3</sup>/<sub>8</sub>" metal finishes

Traverse Collection Catalog page 28






PN	Polished Nickel
AP	Antique Pewter
AB	Antique Brass
BZ	Brushed Bronze
ORB	Oil Rubbed Bronze
VZ	Venetian Bronze*
DRB	Dark Oil Rubbed Bronze*
SK	Satin Black





- maximum continuous track length in Brushed Bronze (BZ) and Oil Rubbed Bronze (ORB) is 8'. All other finishes available up to 12'. Center draw tracks can be spliced for longer lengths
- Matte Black (MK) tracks, brackets and batons coordinate with Venetian Bronze (VZ) and Dark Oil Rubbed Bronze (DRB) finials\*
- see page 112 for finials. Sold separately
- metal traverse can be painted in any of the 50 TFC Standard painted finishes at no additional charge

# manual 1<sup>3</sup>/<sub>8</sub>" metal baton draw traverse systems

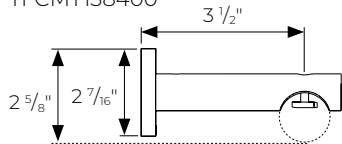
## 1<sup>3</sup>/<sub>8</sub>" brackets & connectors (for additional brackets)

Traverse Collection Catalog page 30

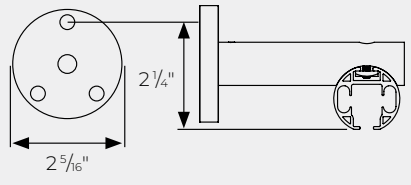
				
1 <sup>3</sup> / <sub>8</sub> " metal wall bracket, single 3 <sup>1</sup> / <sub>2</sub> " return, 2 <sup>7</sup> / <sub>16</sub> " Dia backplate	1 <sup>3</sup> / <sub>8</sub> " metal wall bracket, single 6" return, 2 <sup>7</sup> / <sub>16</sub> " Dia backplate	1 <sup>3</sup> / <sub>8</sub> " metal wall bracket, double 7 <sup>1</sup> / <sub>2</sub> " front and 3" back return, 2 <sup>7</sup> / <sub>16</sub> " Dia backplate	1 <sup>3</sup> / <sub>8</sub> " metal ceiling bracket, single 2 <sup>3</sup> / <sub>8</sub> " drop, 1 <sup>7</sup> / <sub>8</sub> " Dia backplate	1 <sup>3</sup> / <sub>8</sub> " metal ceiling bracket, double 2 <sup>11</sup> / <sub>16</sub> " drop, 4 <sup>1</sup> / <sub>2</sub> " between centers of tracks, 1 <sup>7</sup> / <sub>8</sub> " Dia ceiling plate
<b>TFCMT138400</b>	<b>TFCMT138401</b>	<b>TFCMT138402</b>	<b>TFCMT138403</b>	<b>TFCMT138404</b>
\$32.65 ea	\$44.31 ea	\$58.30 ea	\$32.65 ea	\$90.95 ea

			
1 <sup>3</sup> / <sub>8</sub> " metal ceiling bracket extender 2" drop	1 <sup>3</sup> / <sub>8</sub> " low profile ceiling bracket 3/16" drop	1 <sup>3</sup> / <sub>8</sub> " hinged elbow 2 <sup>7</sup> / <sub>8</sub> " L	1 <sup>3</sup> / <sub>8</sub> " connector/splice 3" L
<b>TFCMT138405</b>	<b>TFCMT138406</b>	<b>TFCMT138409</b>	<b>TFCMT138407</b>
\$16.32 ea	\$18.66 ea	\$37.31 ea	\$8.16 ea

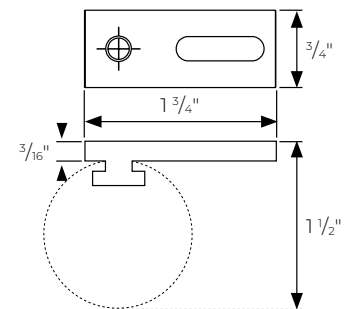
Wall Mount 3 1/2" Return  
TFCMT138400



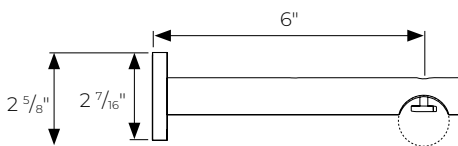
Wall Mount Bracket Mounting Plate



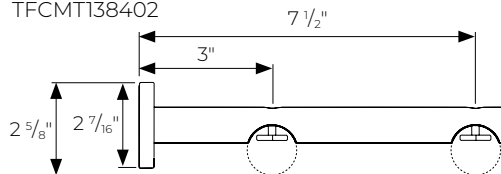
Low-Profile Ceiling Single  
TFCMT138406



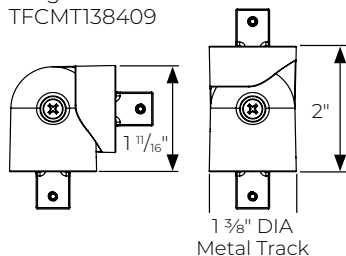
Wall Mount 6" Return  
TFCMT138401



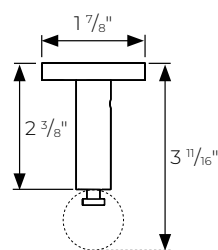
Wall Mount Double  
TFCMT138402



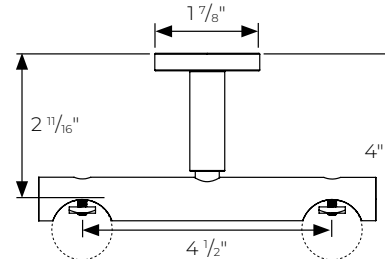
Hinged Elbow  
TFCMT138409



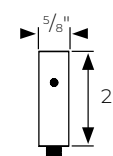
Ceiling Mount Single  
TFCMT138403



Ceiling Mount Double  
TFCMT138404



Ceiling Bracket  
Extender  
TFCMT138405



# manual 1<sup>3</sup>/<sub>8</sub>" metal baton draw traverse systems

carriers

Look for the /BR icon for components available in bronze and add /BR at the end of the item number to order

Traverse Collection Catalog page 31



BT3005R  
BT3005L

- pinch pleat master carriers
- stainless steel overlap arms
- multi-wheel design for smooth movement
- baton draw; pinch pleat
- right (R) or left (L)
- available in white or bronze /BR

\$5.04 NET  
ea



BT3125R  
BT3125L

- Ripplefold overlap master carriers
- stainless steel overlap arms with snaps to accept Ripplefold tape
- multi-wheel design for smooth movement
- overlap master carriers come standard unless otherwise specified
- baton draw; Ripplefold
- right (R) or left (L)
- available in white or bronze /BR

\$5.99 NET  
ea



BT3600R  
BT3600L

- Ripplefold butt master carriers
- snaps to accept Ripplefold tape
- multi-wheel design for smooth movement
- butt master carriers do not overlap, allowing some light to filter between draperies on center draw treatments
- butt master carriers must be specified for substitution
- baton draw; Ripplefold
- right (R) or left (L)
- available in white or bronze /BR

\$6.20 NET  
ea



CP10

- ball-bearing pinch pleat glides
- ball-bearing wheel for smooth movement
- pinch pleat
- available in white or bronze /BR

\$3.13 NET  
pack (10 pcs)



R4060/ 60% fullness  
R4080/ 80% fullness  
R4100/ 100% fullness  
R4120/ 120% fullness

- Ripplefold glides
- Ripplefold glides with detachable pendants
- fullness 60%, 80%, 100% or 120%; *specify fullness on order*
- Ripplefold
- available in white or bronze /BR

\$0.67 NET  
ea



BT4333

- glide stop
- stainless steel

\$0.58 NET  
ea

## 1<sup>3</sup>/<sub>8</sub>" metal finishes

Traverse Collection Catalog  
page 28

PN	Polished Nickel
AP	Antique Pewter
AB	Antique Brass
BZ	Brushed Bronze
ORB	Oil Rubbed Bronze
VZ	Venetian Bronze*
DRB	Dark Oil Rubbed Bronze*
SK	Satin Black

- maximum continuous track length in Brushed Bronze (BZ) and Oil Rubbed Bronze (ORB) is 8'. All other finishes available up to 12'. Center draw tracks can be spliced for longer lengths
- Matte Black (MK) tracks, brackets and batons coordinate with Venetian Bronze (VZ) and Dark Oil Rubbed Bronze (DRB) finials\*
- see page 112 for finials or NEW French Returns for traverse. Sold separately
- metal batons can be painted in any of the 50 TFC Standard painted finishes at a 30% upcharge

## how to order

see 2021 Traverse Collection Catalog pages 32 - 33 for easy to order instructions

## batons

Traverse Collection Catalog page 31



metal baton, 3/8" Dia

TFCM312S	36" - available in all metal finishes	\$58.30 ea
TFCM314S	48" - available in all metal finishes	\$64.13 ea
TFCM316S	60" - available in all metal finishes	\$69.96 ea



handicap metal baton, 3/8" Dia

TFCM314HS-48	48" - available in BN*, BZ, AB or MK *BN coordinates with PN	\$64.13 ea
TFCM314HS-60	60" - available in BN*, BZ, AB or MK *BN coordinates with PN	\$69.96 ea







acrylic baton, 3/8" Dia

ABTN-36	36" - available in acrylic	\$52.47 ea
ABTN-48	48" - available in acrylic	\$58.30 ea

# manual 1<sup>3</sup>/<sub>8</sub>" metal baton draw traverse systems

1 <sup>3</sup> / <sub>8</sub> " finials					See the 2018 Drapery Hardware Catalog and website for more information														
2018 Drapery Hardware Catalog page 11  Turner	2018 Drapery Hardware Catalog page 11  Britton	2018 Drapery Hardware Catalog page 11  Ashby	2018 Drapery Hardware Catalog page 11  Abington	2018 Drapery Hardware Catalog page 11  Harlow	5"L x 3"W	3 <sup>1</sup> / <sub>4</sub> "L x 3 <sup>7</sup> / <sub>8</sub> "W	3 <sup>7</sup> / <sub>8</sub> "L x 3 <sup>3</sup> / <sub>8</sub> "W	4 <sup>3</sup> / <sub>8</sub> "L x 3 <sup>1</sup> / <sub>4</sub> "W, glass	4 <sup>3</sup> / <sub>8</sub> "L x 3"W	TFCM138100	TFCM138101	TFCM138102	TFCM138103	TFCM138104	\$78.12 ea	\$106.11 ea	\$99.11 ea	\$113.10 ea	\$78.12 ea

2018 Drapery Hardware Catalog page 11  Weston	2018 Drapery Hardware Catalog page 11  Brentford	2018 Drapery Hardware Catalog page 11  Rothwell	2018 Drapery Hardware Catalog page 11  Wells End Cap	Included  Round End Cap	4 <sup>1</sup> / <sub>4</sub> "L x 3 <sup>1</sup> / <sub>8</sub> "W	3 <sup>5</sup> / <sub>8</sub> "L x 3 <sup>1</sup> / <sub>4</sub> "W	4 <sup>1</sup> / <sub>8</sub> "L x 3"W	1 <sup>1</sup> / <sub>4</sub> "L x 2 <sup>1</sup> / <sub>4</sub> "W	3 <sup>3</sup> / <sub>4</sub> "L x 1 <sup>1</sup> / <sub>2</sub> "W	TFCM138105	TFCM138106	TFCM138107	TFCM138190	TFCM138191	\$106.11 ea	\$99.11 ea	\$106.11 ea	\$50.14 ea	\$20.41 ea
---	--	---	--	--	---	---	--	---	---	------------	------------	------------	------------	------------	-------------	------------	-------------	------------	------------

## french returns for traverse

 NEW French Return 1 <sup>3</sup> / <sub>8</sub> " *
3 <sup>1</sup> / <sub>2</sub> " return TFCM138440
\$102.30 ea

\*Includes 1 Return, 1 Splice, 1 French Return Ring to reduce sidelight, 4 End Stops, 4 Ripplefold Carriers, 2 Pinch Pleat Carriers, 1 Allen Wrench and 2 Extra Set Screws



# Manual Metal Traverse Collection Order Form

<b>PO #</b>	<b>Side Mark</b>	<b>Ship via</b>	<b>Date</b>
<b>Company Information</b>		<b>Shipping Information</b>	
Company Name	Acct #	Company Name	Acct #
Contact Person		Contact Person	
Street Address		Street Address	
City	State	City	State
Email	ZIP		ZIP
Phone	Fax	Phone	Fax

**METAL TRAVERSE SYSTEMS - Consult Price List for detailed specifications.**

Item #	Finish Code	System Length (per 2')	Cut Length	Draw Preference Center	One-Way	Baton (sold separately)	Glides Pinch Pleat or Ripplefold*	Qty	Price per Unit	Subtotal
				<input type="checkbox"/>	<input type="checkbox"/> L <input type="checkbox"/> R		<input type="checkbox"/> PP <input type="checkbox"/> RF			
				<input type="checkbox"/>	<input type="checkbox"/> L <input type="checkbox"/> R		<input type="checkbox"/> PP <input type="checkbox"/> RF			
				<input type="checkbox"/>	<input type="checkbox"/> L <input type="checkbox"/> R		<input type="checkbox"/> PP <input type="checkbox"/> RF			
				<input type="checkbox"/>	<input type="checkbox"/> L <input type="checkbox"/> R		<input type="checkbox"/> PP <input type="checkbox"/> RF			

**METAL TRAVERSE COORDINATING ACCESSORIES AND ADDITIONAL FEES**  
*Order finials, cuffs & collars, additional brackets and accessories here.*

Item #	Finish Code	Description	Qty	Price per Unit	Subtotal

**Glide and Bracket Information**

Quantity included per set based on cut track length	4'	5'	6'	7'	8'	9'	10'	11'	12'	13'	14'	15'	16'	17'	18'	19'	20'	21'	22'	23'	24'	
Glides [4 per foot, includes master carriers & end caps (2)]	16	20	24	28	32	36	40	44	48	52	56	60	64	68	72	76	80	84	88	92	96	
Brackets	2	3	4	4	4	5	5	5	5	6	6	6	6	7	7	7	8	8	8	8	8	8

**Answer These Questions**

- Select Ripplefold fullness:  
 60%  80%  100%  120%
- Select Ripplefold masters:  
 Butt Master  Overlap

**Special Instructions**

\* Must specify Ripplefold carrier fullness.

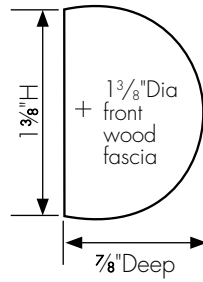
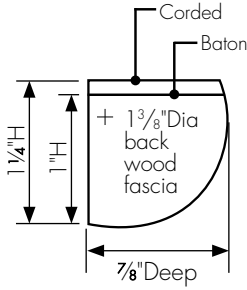
**TOTAL**

# manual heavy duty traverse fascias

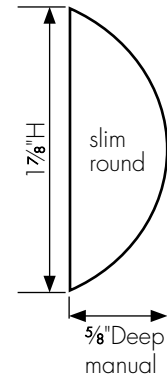
cuts for manual heavy duty systems

Traverse Collection Catalog pages 20-21

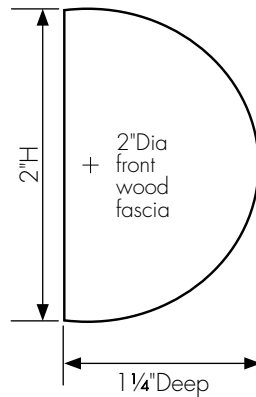
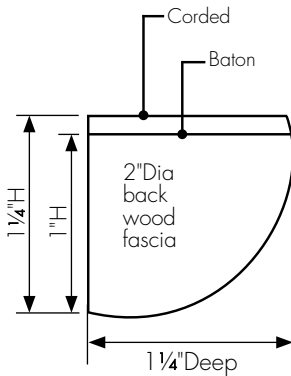
1 3/8"



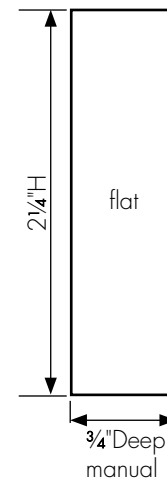
slim  
round



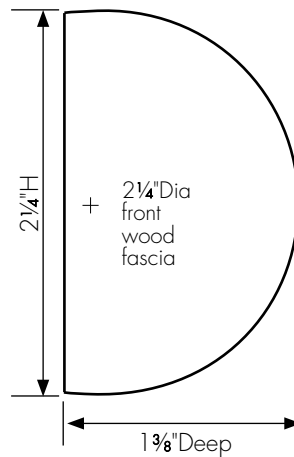
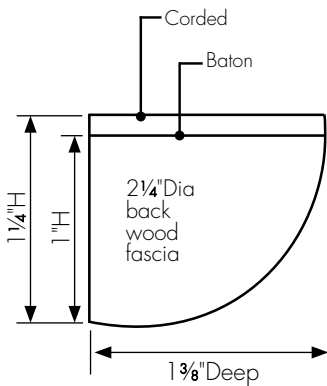
2"



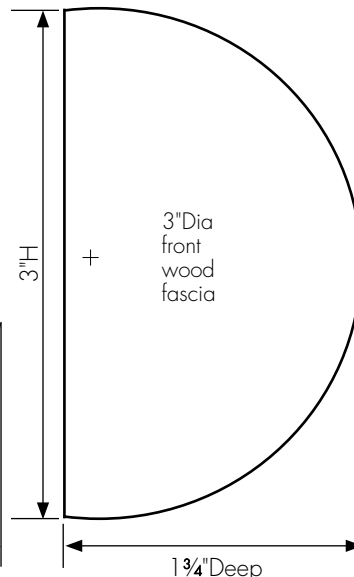
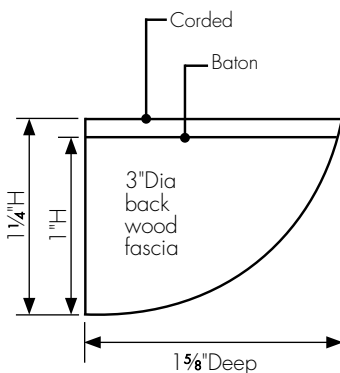
flat



2 1/4"

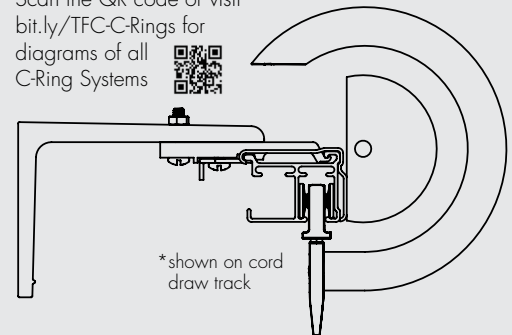


3"



## c-rings with fascia

Scan the QR code or visit [bit.ly/TFC-C-Rings](https://bit.ly/TFC-C-Rings) for diagrams of all C-Ring Systems



- c-rings available for 1 3/8", 2", 2 1/4" and 3"
- corded or baton draw systems
- pinch pleat only
- available in any of our 50 standard hand painted finishes or your own custom finish to match your fascia finish
- for double traverse systems, c-rings are for the front track only
- not available for traverse systems with mitered returns or stationary front pole


## heavy duty traverse systems

Traverse Collection Catalog pages 34-37

CORDED OR BATON DRAW, RIPLEFOLD OR PINCH PLEAT | AVAILABLE IN 1 3/8", 1 7/8", 2", 2 1/4" AND 3" DIAMETERS

### single traverse system


- coordinates with all fascia profiles or available with no fascia; ceiling mount only available without fascia
- standard corded single bracket has 3 7/8" - 5 3/8" return; standard baton single brackets has adjustable 3 3/8" - 4" return
- longer return bracket options may be substituted at no charge
- batons and finials sold separately
- c-rings available for 1 3/8", 2", 2 1/4" and 3"



### double traverse system

Back track available with or without wood fascia. Back track shown with fascia and end caps.

- coordinates with all fascia profiles or available with no fascia; ceiling mount only available without fascia
- standard corded double brackets have 3" back track and adjustable 6" - 7 1/2" front track return; standard baton double brackets have 2 1/4" back track and adjustable 5 1/4" - 6" front track return
- longer return bracket options may be substituted at no charge
- batons and finials sold separately
- c-rings available for 1 3/8", 2", 2 1/4" and 3" (front track)




(front and back fascia shown; front fascia only also available)

### single or double traverse system with mitered returns

Back track available with or without wood fascia. Finials and c-rings are not available with this option.

- coordinates with all fascia profiles
- standard corded single bracket has 4" - 5 1/2" return; standard baton single brackets has adjustable 3 3/8" - 4" return
- standard corded double brackets have 3" back track and adjustable 6" - 7 1/2" front track return; standard baton double brackets have 2 1/4" back track and adjustable 5 1/4" - 6" front track return
- batons and mitered returns sold separately
- c-rings not available




(front and back fascia shown; front fascia only also available; mitered returns on front only)

### stationary front pole with back traverse system

2", 2 1/4", and 3" wood poles can be used. Back track available with or without wood fascia. Back track shown with fascia and end caps.

- traverse system coordinates with all 2", 2 1/4" and 3" round fascia profiles; flat and slim fascia may not be used
- coordinates with 2", 2 1/4" and 3" poles for stationary front pole
- stationary front pole and TBKT bracket are included
- batons and finials sold separately
- full rings available on stationary; c-rings not available



(front and back fascia shown; front fascia only also available)

## coordinating fascia profiles & finials


Finials sold separately. Please reference the 2018 Drapery Hardware Catalog for coordinating finials: 1 3/8" Dia on pages 62-64, 2" - 2 1/4" Dia on pages 69-76 and 3" Dia on pages 82-84.



**slim round smooth, no finials**  
• 1 7/8" Dia



**flat smooth, no finials**  
• 2 1/4" Dia



**smooth**  
• 1 3/8", 2", 2 1/4" and 3" Dia



**grooved**  
• 1 3/8", 2", 2 1/4" and 3" Dia



**fluted**  
• 1 3/8", 2" and 2 1/4" Dia



**reeded**  
• 1 3/8", 2", 2 1/4" and 3" Dia



**wide reeded**  
• 2 1/4" Dia

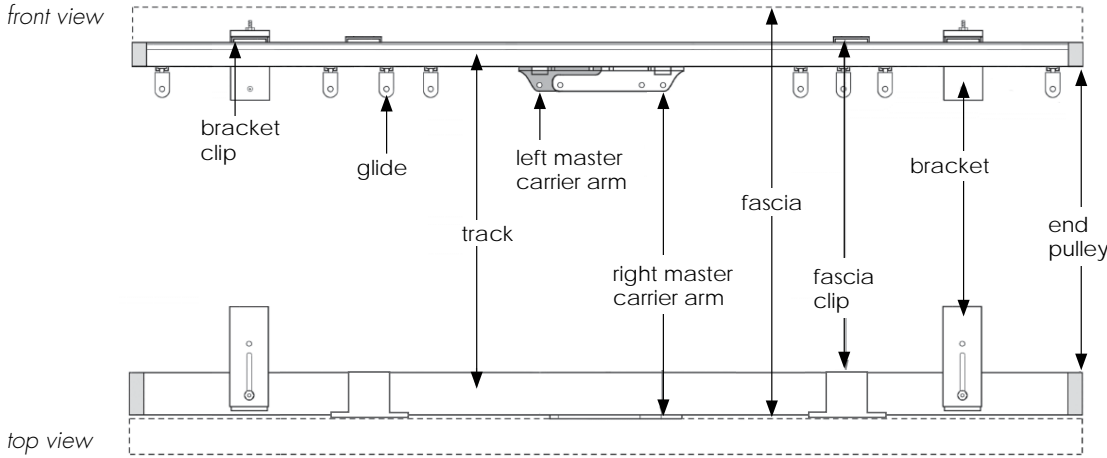


**mitered returns (sold separately)**  
• 1 3/8", 1 7/8", 2", 2 1/4" and 3" Dia  
• all profiles



# manual heavy duty traverse systems

**Heavy Duty Traverse System** includes 1 track, components, your choice of brackets, and fascia with fascia clips when applicable. Pricing for Double Systems and other configurations are based on Single System pricing.



## Manual Heavy Duty Traverse Pricing

Item # for Corded System	Item # for Baton System	Name	Systems are sold in 2 ft increments			
--------------------------	-------------------------	------	-------------------------------------	--	--	--

### Manual Heavy Duty Corded or Baton Traverse System with Wood Fascia

Track System with Wood Fascia(s) for 1 3/8" round			4'	6'	8'	10'
CSTFCC138WF	CSTFCB138WF	Single with Fascia, No Rings	\$489.72	\$731.72	\$973.72	\$1,215.72
CSTFCC138WFFDBL	CSTFCB138WFFDBL	Double with Front Fascia, No Rings	\$816.20	\$1,218.47	\$1,620.74	\$2,023.01
CSTFCC138WFDL	CSTFCB138WFDL	Double with Front & Back Fascias, No Rings	\$979.44	\$1,463.44	\$1,947.44	\$2,431.44
CSTFCC138WFC	CSTFCB138WFC	Single with Fascia, C-Rings	\$1,825.75	\$2,231.10	\$2,636.45	\$3,041.80
CSTFCC138WFFCDBL	CSTFCB138WFFCDBL	Double with Front Fascia, C-Rings	\$1,107.70	\$1,688.50	\$2,269.30	\$2,850.10
CSTFCC138WFCDBL	CSTFCB138WFCDBL	Double with Front & Back Fascias, C-Rings	\$1,270.94	\$1,918.29	\$2,565.64	\$3,212.99

Track System with Wood Fascia(s) for 1 7/8" slim, 2 1/4" flat smooth, 2" and 2 1/4" round*			*available in 2" & 2 1/4" round only   1 7/8" slim and 2 1/4" flat smooth double systems are available in the front fascia option only   1 7/8" slim and 2 1/4" flat smooth are not available with c-rings			
CSTFCC214WF	CSTFCB214WF	Single with Fascia, No Rings	\$635.47	\$962.17	\$1,288.87	\$1,615.57
CSTFCC214WFFDBL	CSTFCB214WFFDBL	Double with Front Fascia, No Rings *	\$961.95	\$1,464.10	\$1,966.25	\$2,468.40
CSTFCC214WFDL	CSTFCB214WFDL	Double with Front & Back Fascias, No Rings	\$1,270.94	\$1,924.34	\$2,577.74	\$3,231.14
CSTFCC214WFC	CSTFCB214WFC	Single with Fascia, C-Rings *	\$932.80	\$1,416.80	\$1,900.80	\$2,384.80
CSTFCC214WFFCDBL	CSTFCB214WFFCDBL	Double with Front Fascia, C-Rings *	\$1,259.28	\$1,918.73	\$2,578.18	\$3,237.63
CSTFCC214WFCDBL	CSTFCB214WFCDBL	Double with Front & Back Fascias, C-Rings	\$1,568.27	\$2,378.97	\$3,189.67	\$4,000.37
CSTFCC214SDBL	CSTFCB214SDBL	Double with Stationary Front & No Fascia *	\$820.86	\$1,151.19	\$1,481.52	\$1,811.85
CSTFCC214WFBSDBL	CSTFCB214WFBSDBL	Double with Stationary Front & Back Fascia *	\$1,129.85	\$1,611.43	\$2,093.01	\$2,574.59

Track System with Wood Fascia(s) for 3" round						
CSTFCC300WF	CSTFCB300WF	Single with Fascia, No Rings	\$789.38	\$1,195.94	\$1,602.50	\$2,009.06
CSTFCC300WFFDBL	CSTFCB300WFFDBL	Double with Front Fascia, No Rings	\$1,115.86	\$1,697.87	\$2,279.88	\$2,861.89
CSTFCC300WFDL	CSTFCB300WFDL	Double with Front & Back Fascias, No Rings	\$1,578.76	\$2,391.88	\$3,205.00	\$4,018.12
CSTFCC300WFC	CSTFCB300WFC	Single with Fascia, C-Rings	\$1,086.71	\$1,650.57	\$2,214.43	\$2,778.29
CSTFCC300WFFCDBL	CSTFCB300WFFCDBL	Double with Front Fascia, C-Rings	\$1,413.19	\$2,152.50	\$2,891.81	\$3,631.12
CSTFCC300WFCDBL	CSTFCB300WFCDBL	Double with Front & Back Fascias, C-Rings	\$1,876.09	\$2,846.51	\$3,816.93	\$4,787.35
CSTFCC300SDBL	CSTFCB300SDBL	Double with Stationary Front & No Fascia	\$974.78	\$1,384.97	\$1,795.16	\$2,205.35
CSTFCC300WFBSDBL	CSTFCB300WFBSDBL	Double with Stationary Front & Back Fascia	\$1,479.65	\$2,120.95	\$2,762.25	\$3,403.55

### Manual Heavy Duty Corded or Baton Traverse System without Wood Fascia

Single Track System track available in white and bronze			4'	6'	8'	10'
CSTFCCTRACK	CSTFCBTRACK	Single with No Fascia	\$326.48	\$501.93	\$677.38	\$852.83
CSTFCCTRACKDBL	CSTFCBTRACKDBL	Double with No Fascia	\$652.96	\$1,003.86	\$1,354.76	\$1,705.66



# manual heavy duty traverse systems

## HEAVY DUTY STACK BACK CALCULATION (each drapery panel)

Heavy Duty pinch pleat: master carrier + (# glides on panel x .75") + 2.75" = stack per drapery panel

Heavy Duty Ripplefold\*: master carrier + (# glides on panel x .625") + 2.75" = stack per drapery panel

\*note: number of glides on panel depends on which fullness of Ripplefold tape being used. Consult your workroom for quantity.

EX: Heavy Duty pinch pleat, 20ft. one-way draw (standard 4 glides per ft.)

4.25" + [80 glides on panel x .75"] + 2.75" = 67" stack back, per drapery panel BEFORE drapery fabric is installed

Please note: Calculations result in Stack Back Width BEFORE drapery fabric is installed. Stack back width will increase once draperies are installed.

Factors such as thickness of drapery fabric, type of drapery pleat, and fullness of treatment affect the final stack back width. Please consult your workroom to determine your final stack back based on your draperies.

## additional heavy duty traverse information

### BRACKETS, PINCH PLEAT GLIDES AND PINCH PLEAT GLIDES WITH C-RINGS

Quantity included per set based on cut track length	4'	5'	6'	7'	8'	9'	10'	11'	12'	13'	14'	15'	16'	17'	18'	19'	20'
Pinch Pleat Glides <small>[4 per foot, includes master carriers (2) &amp; end caps (2)]</small>	16	20	24	28	32	36	40	44	48	52	56	60	64	68	72	76	80
Brackets (1 per every 3-4 feet)	2	3	3	3	4	4	4	5	5	5	6	6	6	7	7	7	8

### COMPONENT COLORS

	White	Bronze
Track	•	•
Master Carriers	•	•
Glides	•	•
Brackets	•	•

Pricing Includes Track, Components and your choice of TB035-, TB060- or TB100- Brackets

## additional heavy duty traverse fees

Spliced systems begin at 16' for Corded and 20' for Baton

	12'	14'	16'	18'	20'	per add'l 2 ft
	\$1,457.72	\$1,699.72	\$1,941.72	\$2,183.72	\$2,425.72	\$242.00
	\$2,425.28	\$2,827.55	\$3,229.82	\$3,632.09	\$4,034.36	\$402.27
	\$2,915.44	\$3,399.44	\$3,883.44	\$4,367.44	\$4,851.44	\$484.00
	\$3,447.15	\$3,852.50	\$4,257.85	\$4,663.20	\$5,068.55	\$405.35
	\$3,430.90	\$4,011.70	\$4,592.50	\$5,173.30	\$5,754.10	\$580.80
	\$3,860.34	\$4,507.69	\$5,155.04	\$5,802.39	\$6,449.74	\$647.35
	\$1,942.27	\$2,268.97	\$2,595.67	\$2,922.37	\$3,249.07	\$326.70
	\$2,970.55	\$3,472.70	\$3,974.85	\$4,477.00	\$4,979.15	\$502.15
	\$3,884.54	\$4,537.94	\$5,191.34	\$5,844.74	\$6,498.14	\$653.40
	\$2,868.80	\$3,352.80	\$3,836.80	\$4,320.80	\$4,804.80	\$484.00
	\$3,897.08	\$4,556.53	\$5,215.98	\$5,875.43	\$6,534.88	\$659.45
	\$4,811.07	\$5,621.77	\$6,432.47	\$7,243.17	\$8,053.87	\$810.70
	\$2,142.18	\$2,472.51	\$2,802.84	\$3,133.17	\$3,463.50	\$330.33
	\$3,056.17	\$3,537.75	\$4,019.33	\$4,500.91	\$4,982.49	\$481.58
	\$2,415.62	\$2,822.18	\$3,228.74	\$3,635.30	\$4,041.86	\$406.56
	\$3,443.90	\$4,025.91	\$4,607.92	\$5,189.93	\$5,771.94	\$582.01
	\$4,831.24	\$5,644.36	\$6,457.48	\$7,270.60	\$8,083.72	\$813.12
	\$3,342.15	\$3,906.01	\$4,469.87	\$5,033.73	\$5,597.59	\$563.86
	\$4,370.43	\$5,109.74	\$5,849.05	\$6,588.36	\$7,327.67	\$739.31
	\$5,757.77	\$6,728.19	\$7,698.61	\$8,669.03	\$9,639.45	\$970.42
	\$2,615.54	\$3,025.73	\$3,435.92	\$3,846.11	\$4,256.30	\$410.19
	\$4,044.85	\$4,686.15	\$5,327.45	\$5,968.75	\$6,610.05	\$641.30

Spliced systems begin at 16' for Corded and 20' for Baton

	12'	14'	16'	18'	20'	per add'l 2 ft
	\$1,028.28	\$1,203.73	\$1,379.18	\$1,554.63	\$1,730.08	\$175.45
	\$2,056.56	\$2,407.46	\$2,758.36	\$3,109.26	\$3,460.16	\$350.90

TFCFEEMITER-EACH: Wood fascia mitered return \$80.00 per return

TFCFEEMITER-45: Wood fascia mitered cut 45° angle (90° corner) \$65.00 per connection

TFCFEEMITER-NON45: Wood fascia mitered cut non-45° angle (non-90° corner) \$65.00 per connection

Standard 45° fascia splice no charge

TFCFEEBLEND: Blended fascia splice \$108.00 per blend

TFCFEEFASCUT: Fascia fabrication fee (if ordering fascia alone, order full pole and specify fascia fabrication) \$65.00 per fascia

TFCFEERESTRING: Restringing fee \$100.00 per track

## heavy duty traverse system

Traverse Collection Catalog page 35

Orders with traverse systems up to 16' will incur a \$10 packaging fee, over 16' will incur a \$25 packaging fee.

### Product Information

- Sold in 2 foot increments, 4 foot minimum; cut to specified length; fall off will not be saved or shipped
- Fascia, if selected, in 1 7/8" slim round, 2", 2 1/4" or 3" round wood profiles available up to 192". 2 1/4" flat fascia is available up to 144". Fascia is installed directly onto front of traverse system track. Fascia over 16 feet will be spliced
- 1 7/8" slim round and 2 1/4" flat smooth fascia do not accept finials. Not available for back fascia on Double Systems or Double System with Back Traverse and Stationary Pole in Front

### Please Specify

- Item number for track or track with wood fascia
- Track and matching bracket color (if not specified, we will select color to match fascia finish)
- Cord location: right or left
- Draw: center, one-way stack right or one-way stack left
- Number of glides if different than 4 per foot
- Pinch pleat or Ripplefold carriers
- Cord drop (standard is 120"). Additional length available upon request
- Finish name and number for fascia, if selected

### Options

- Additional brackets pages 118-119
- 3 1/2" or 6" mitered return(s) see above
- Standard splices and blended splices for fascia over 16', see above

# manual heavy duty traverse systems

## heavy duty baton traverse accessories

Look for the /BR icon for components available in bronze and add /BR at the end of the item number to order

Traverse Collection Catalog  
pages 36-37



TB035-HB

<b>TB035-HB</b>	<ul style="list-style-type: none"> <li>wall traverse bracket, single</li> <li>adjustable up to 4" return</li> <li>2<sup>11</sup>/<sub>16</sub>"H x 1<sup>1</sup>/<sub>2</sub>"W backplate</li> <li>available in white or bronze /BR</li> </ul>	\$33.52 ea
-----------------	--	------------



TB060-HB

TB100-HB

<b>TB060-HB</b>	<ul style="list-style-type: none"> <li>wall traverse bracket, single or double</li> <li>adjustable 5<sup>1</sup>/<sub>4</sub>" - 6" front return, adjustable 2<sup>1</sup>/<sub>4</sub>"-3<sup>1</sup>/<sub>8</sub>" back return</li> <li>3<sup>3</sup>/<sub>8</sub>"H x 1<sup>1</sup>/<sub>2</sub>"W backplate</li> <li>available in white or bronze /BR</li> </ul>	\$53.64 ea
-----------------	--	------------

<b>TB100-HB</b>	<ul style="list-style-type: none"> <li>heavy duty wall traverse bracket, single or double or triple</li> <li>adjustable up to 9<sup>3</sup>/<sub>4</sub>"</li> <li>4<sup>1</sup>/<sub>2</sub>"H x 1<sup>1</sup>/<sub>2</sub>"W backplate</li> <li>available in white or bronze /BR</li> </ul>	\$53.64 ea
-----------------	---	------------



<b>BT5333</b>	<ul style="list-style-type: none"> <li>ceiling mount bracket, single</li> <li>1/4"H x 2 1/4"Deep x 1"W</li> <li>may only be used in systems without fascia</li> <li>available in white</li> </ul>	\$1.06 NET ea
---------------	---	---------------



<b>BT4003NFC</b>	<ul style="list-style-type: none"> <li>fascia mount clip</li> <li>use to attach fascia to baton traverse systems; included</li> <li>available in zinc</li> </ul>	\$7.79 NET ea
------------------	--	---------------



<b>BT3005R BT3005L</b>	<ul style="list-style-type: none"> <li>baton pinch pleat master carriers</li> <li>stainless steel overlap arms</li> <li>multi-wheel design for smooth movement</li> <li>baton draw</li> <li>pinch pleat</li> <li>right (R) or left (L)</li> <li>available in white or bronze /BR</li> </ul>	\$5.04 NET ea
----------------------------	---	---------------



<b>BT3125R BT3125L</b>	<ul style="list-style-type: none"> <li>baton Ripplefold master carriers</li> <li>stainless steel overlap arms with snaps to accept Ripplefold tape</li> <li>multi-wheel design for smooth movement</li> <li>overlap master carriers come standard unless otherwise specified</li> <li>baton draw</li> <li>Ripplefold</li> <li>right (R) or left (L)</li> <li>available in white or bronze /BR</li> </ul>	\$5.99 NET ea
----------------------------	--	---------------



<b>BT3600R BT3600L</b>	<ul style="list-style-type: none"> <li>baton Ripplefold butt master carriers</li> <li>stainless steel arms with snaps to accept Ripplefold tape</li> <li>multi-wheel design for smooth movement</li> <li>butt master carriers do not overlap, allowing some light to filter between draperies on center draw treatments</li> <li>butt master carriers must be specified for substitution</li> <li>baton draw</li> <li>Ripplefold</li> <li>right (R) or left (L)</li> <li>available in white or bronze /BR</li> </ul>	\$6.20 NET ea
----------------------------	--	---------------



<b>BT4013</b>	<ul style="list-style-type: none"> <li>baton pinch pleat end pulley</li> <li>baton draw</li> <li>pinch pleat</li> <li>right or left</li> <li>available in white or bronze /BR</li> </ul>	\$1.38 NET ea
---------------	--	---------------



<b>BT4500</b>	<ul style="list-style-type: none"> <li>baton pinch pleat c-ring end pulley</li> <li>baton draw</li> <li>pinch pleat with c-rings</li> <li>right or left</li> <li>available in white or bronze /BR</li> </ul>	\$1.38 NET ea
---------------	--	---------------



<b>BT4123</b>	<ul style="list-style-type: none"> <li>baton Ripplefold end pulley</li> <li>baton draw</li> <li>Ripplefold</li> <li>right or left</li> <li>available in white or bronze /BR</li> </ul>	\$1.48 NET ea
---------------	--	---------------



<b>TBKT214-HB TBKT300-HB</b>	<ul style="list-style-type: none"> <li>For 2"-2 1/4" poles: 3 1/2"H x 3/4"W backplate, 7 7/8" front return and 3" back track return*</li> <li>For 3" poles: 3 1/2"H x 3/4"W backplate, 8 3/4" front return and 3" back track return*</li> <li>use to combine 2", 2 1/4" or 3" full wood pole with single traverse systems</li> <li>includes traverse ceiling mount bracket attached onto the bottom of the over-bracket</li> <li>*custom returns available, poles sold separately</li> <li>*available in any of our 50 standard hand painted finishes or your own custom finish</li> </ul>	\$93.86 ea
----------------------------------	--	------------

# manual heavy duty traverse systems

heavy duty corded traverse accessories

Look for the /BR icon for components available in bronze and add /BR at the end of the item number to order

Traverse Collection Catalog pages 36-37

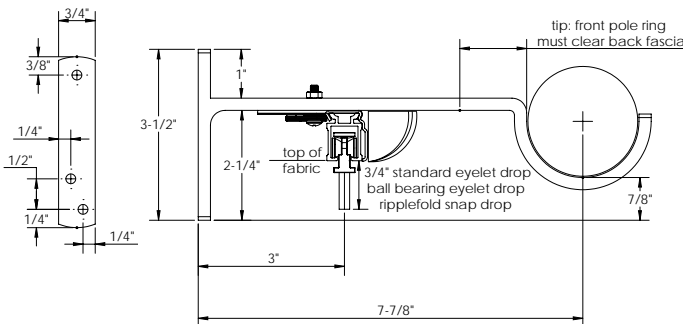


TB035-H TB060-H TB100-H

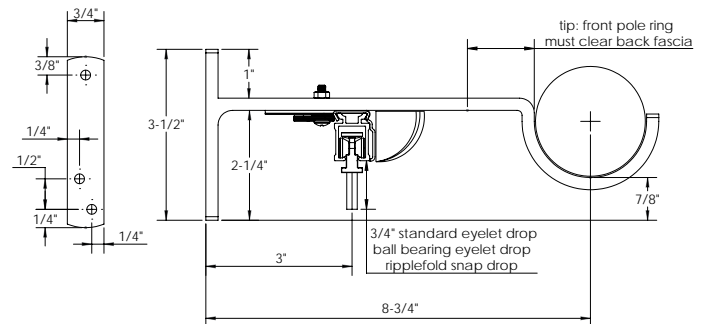


TB035-H	wall traverse bracket, single • adjustable up to 5 <sup>3</sup> / <sub>8</sub> " return • 2 <sup>1</sup> / <sub>16</sub> "H x 1 <sup>1</sup> / <sub>2</sub> "W backplate • available in white or bronze /BR	\$33.52 ea
TB060-H	wall traverse bracket, single or double • adjustable 6"-7 <sup>1</sup> / <sub>2</sub> " front return, 3" back return • 3 <sup>5</sup> / <sub>16</sub> "H x 1 <sup>1</sup> / <sub>2</sub> "W backplate • available in white or bronze /BR	\$53.64 ea
TB100-H	wall traverse bracket, single, double or triple • adjustable up to 11 <sup>1</sup> / <sub>2</sub> " • 4 <sup>1</sup> / <sub>2</sub> "H x 1 <sup>1</sup> / <sub>2</sub> "W backplate • available in white or bronze /BR	\$53.64 ea
CD533	ceiling mount bracket, single • 3/8"H x 2 <sup>5</sup> / <sub>8</sub> "Deep x 7/8"W • may only be used in systems without fascia • available in white  <i>for double ceiling mount installation, install two individual brackets into ceiling</i>	\$3.34 NET ea
CD4001FC	fascia mount clip • use to attach fascia to corded traverse systems; included • available in zinc	\$7.79 NET ea
CD3300R CD3300L	corded pinch pleat master carriers • stainless steel overlap arms • multi-wheel design for smooth movement • right (R) or left (L) • available in white or bronze /BR	\$5.99 NET ea
CD3412R CD3412L	corded Ripplefold master carriers • stainless steel overlap arms with snaps to accept Ripplefold tape • multi-wheel design for smooth movement • overlap master carriers come standard unless otherwise specified • right (R) or left (L) • available in white or bronze /BR	\$5.99 NET ea
CD3600R CD3600L	corded Ripplefold butt master carriers • stainless steel arms with snaps to accept Ripplefold tape • multi-wheel design for smooth movement • butt master carriers do not overlap, allowing some light to filter between draperies on center draw treatments • butt master carriers must be specified for substitution • right (R) or left (L) • available in white or bronze /BR	\$6.20 NET ea
CD4311R CD4311L	corded universal end pulley body • pendants sold separately: CP30 pinch pleat, CPC30 pinch pleat with c-rings or R1002 Ripplefold • right (R) or left (L) • available in white or bronze /BR	\$5.99 NET ea
CD4310R CD4310L	corded one-way end pulley body • right (R) or left (L) • available in white or bronze /BR	\$2.92 NET ea
TBKT214-H TBKT300-H	<ul style="list-style-type: none"> <li>• For 2"-2<sup>1</sup>/<sub>4</sub>" poles: 3<sup>1</sup>/<sub>2</sub>"H x 3/4"W backplate, 7/8" front return and 3" back track return*</li> <li>• For 3" poles: 3<sup>1</sup>/<sub>2</sub>"H x 3/4"W backplate, 8<sup>3</sup>/<sub>4</sub>" front return and 3" back track return*</li> <li>• use to combine 2", 2<sup>1</sup>/<sub>4</sub>" or 3" full wood pole with single traverse systems</li> <li>• includes traverse ceiling mount bracket attached onto the bottom of the over-bracket</li> </ul> <i>*custom returns available, poles sold separately</i> <i>*available in any of our 50 standard hand painted finishes or your own custom finish</i>	\$93.86 ea

Custom Bracket (TBKT214-H & TBKT214-HB)



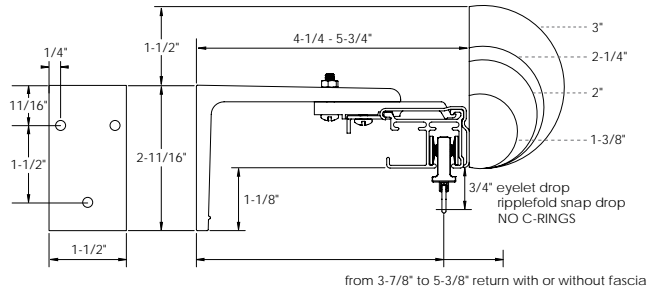
Custom Bracket (TBKT300-H & TBKT300-HB)



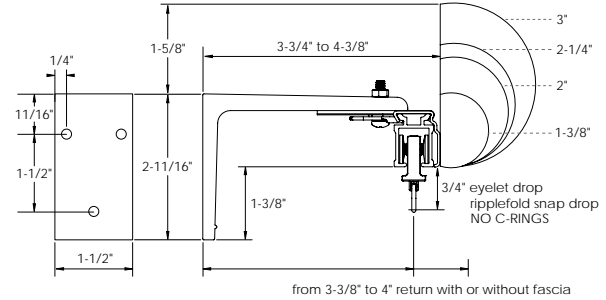
# manual heavy duty traverse systems

## wall mount brackets

Single Corded Bracket (TB035-H)



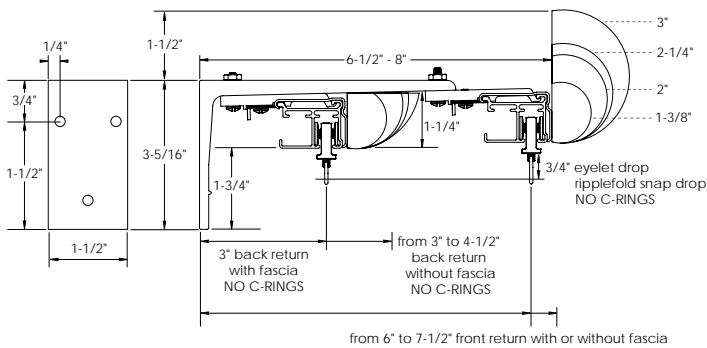
Single Baton Bracket (TB035-HB)



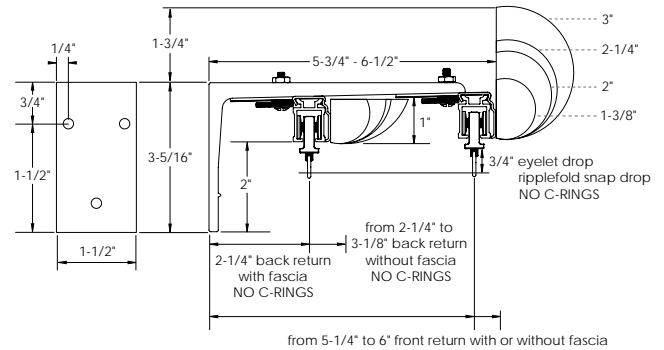
Scan the QR code or visit [bit.ly/TFC-C-Rings](http://bit.ly/TFC-C-Rings) for diagrams of all C-Ring Systems



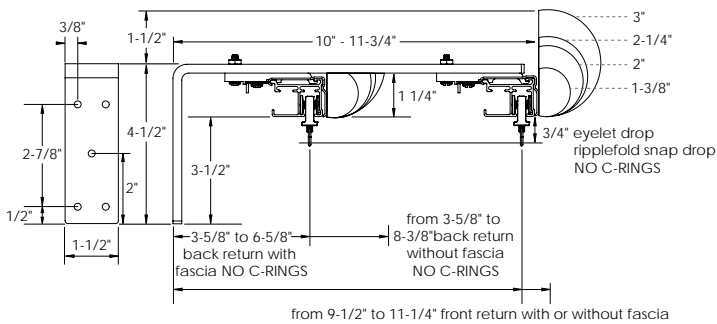
Single or Double Corded Bracket (TB060-H)



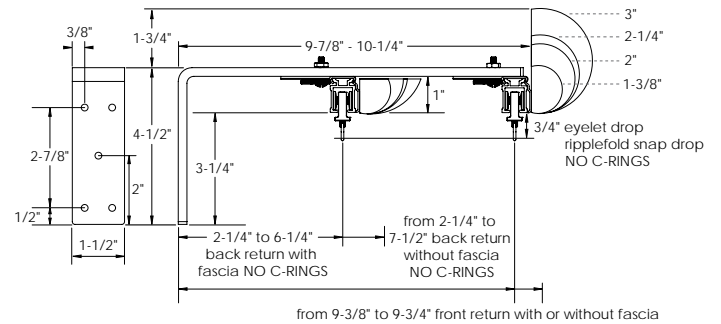
Single or Double Baton Bracket (TB060-HB)



Single, Double or Triple Corded Bracket (TB100-H)



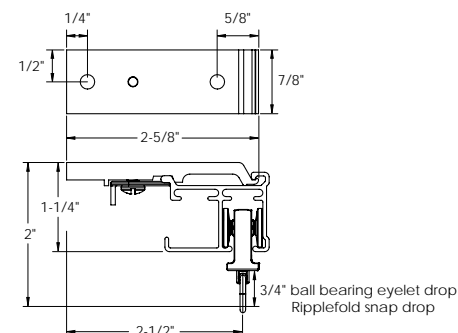
Single, Double or Triple Baton Bracket (TB100-HB)



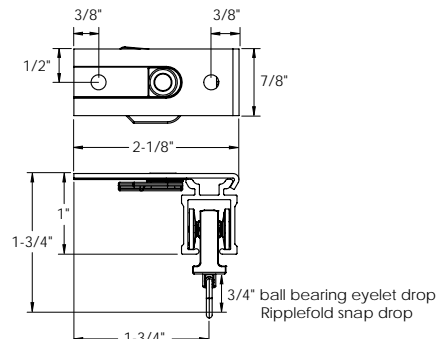
## ceiling mount brackets

Please note: only Ceiling Mount Brackets will not accommodate fascia and finials.

Corded Single Ceiling Mount Bracket (CD533)



Baton Single Ceiling Mount Bracket (BT5333)



# manual heavy duty traverse systems

heavy duty corded or baton traverse accessories

Look for the /BR icon for components available in bronze and add /BR at the end of the item number to order

Traverse Collection Catalog pages 36-37



CP10	ball-bearing pinch pleat glides • ball-bearing wheel for smooth movement • pinch pleat • available in white or bronze /BR	\$3.13 NET pack (10 pcs)
R4060/ R4080/ R4100/ R4120/	60% fullness 80% fullness 100% fullness 120% fullness Ripplefold glides • Ripplefold glides with detachable pendants • fullness 60%, 80%, 100% or 120%; specify fullness on order • Ripplefold • available in white or bronze /BR	\$0.67 NET ea
CP500	drapery return bracket • allows for return on track hardware in traverse systems; included • available in zinc	\$3.45 NET pack (10 pcs)
BT4333	glide stop • stainless steel	\$0.58 NET ea
138CR 200CR 214CR 300CR	1 3/8" diameter 2" diameter 2 1/4" diameter 3" diameter C-ring • use with round wood fascias *available in any of our 50 standard hand painted finishes or your own custom finish Scan the QR code or visit bit.ly/TFC-C-Rings for diagrams	\$13.41 ea \$13.41 ea \$20.11 ea \$26.82 ea
CPC10	C-ring glide • available in white or bronze /BR	\$1.91 NET pack (10 pcs)

**CMTB-H \***  
corded

**CMTB-HB \***  
baton

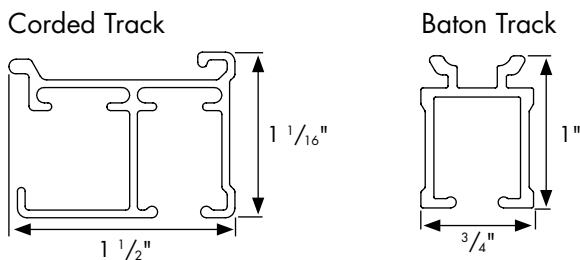
steel custom ceiling bracket, single  
• 2 3/4"H x 1 1/2"W backplate for double ceiling mount installation, install two individual brackets into ceiling

When ordering, specify:  
A. fascia diameter and profile.  
B. projection to carrier and/or to front of fascia.  
C. drop from ceiling to carrier eyelet and/or from ceiling to top of fascia (tip: finial must clear ceiling).  
D. width of mounting plate if longer than 2 3/4".

\$80.45 ea

\*available in any of our 50 standard hand painted finishes or your own custom finish

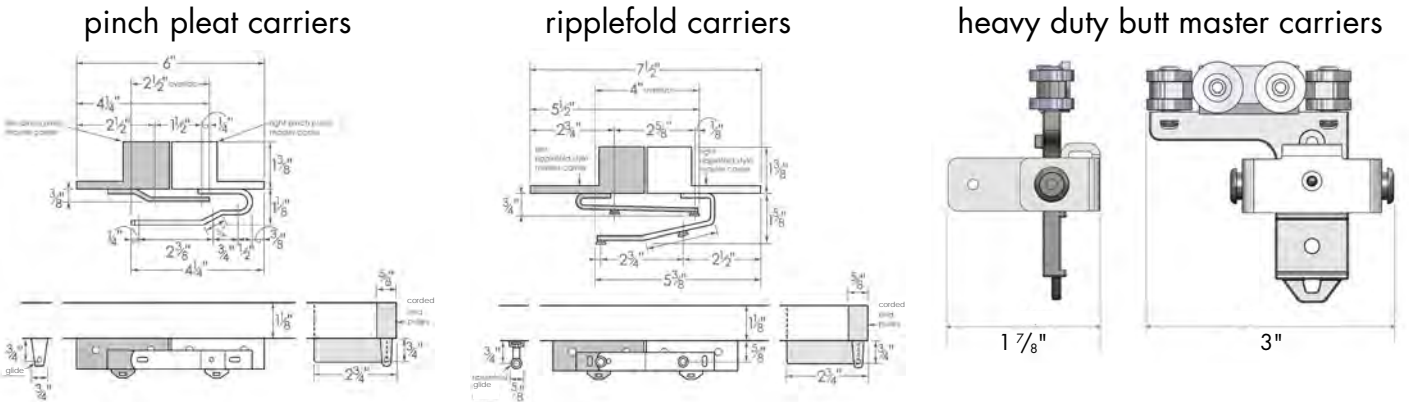
## heavy duty corded or baton traverse track



**ANSI Standards: Child Safety Warning Tags**

ANSI Standard 100.1: Safety of Corded Window Coverings Requires warning tags for child safety on all interior drapery hardware and window covering products that incorporate cords, bead chains, cord shrouds or any type of flexible loop control device in their operation INCLUDING sales collateral materials.

## carriers for heavy duty traverse systems





# Heavy Duty Traverse Order Form

PO # \_\_\_\_\_ Side Mark \_\_\_\_\_ Ship via \_\_\_\_\_

Company Information			Shipping Information		
Company Name	Acct #	Company Name	Company Name	Acct #	Acct #
Contact Person		Contact Person	Contact Person		
Street Address		Street Address	Street Address		
City	State	ZIP	City	State	ZIP
Email		Email	Email		
Phone	Fax	Phone	Phone	Fax	Fax

**HEAVY-DUTY BALL BEARING TRAVERSE SYSTEMS - Consult Price List for detailed specifications.**  
*Specified custom cut length indicates fascia length. For mitered returns, custom cut length indicates fascia length from outside corner to outside corner of fascia.*

Item #	Fascia Type	System Length (per 2')	Custom Cut Length	Fascia Finish Code	Bracket Preference	Draw Preference One-Way	Cord Location	Cord Length (standard 120")	Baton Draw Option*	Carrier pinch pleat OR Ripplefold® style*	Qty	Price per Unit	Subtotal
						<input type="checkbox"/> L <input type="checkbox"/> R	<input type="checkbox"/> L <input type="checkbox"/> R						
						<input type="checkbox"/> L <input type="checkbox"/> R	<input type="checkbox"/> L <input type="checkbox"/> R						
						<input type="checkbox"/> L <input type="checkbox"/> R	<input type="checkbox"/> L <input type="checkbox"/> R						
						<input type="checkbox"/> L <input type="checkbox"/> R	<input type="checkbox"/> L <input type="checkbox"/> R						

**HEAVY-DUTY BALL BEARING TRAVERSE COORDINATING ACCESSORIES AND ADDITIONAL FEES**  
*Order finials, mitered returns, and accessories here.*

Item #	Finish Code	Description	Qty	Price per Unit	Subtotal

**Additional Information**

Quantity/ included per set based on cut track length	4'	5'	6'	7'	8'	9'	10'	11'	12'	13'	14'	15'	16'	17'	18'	19'	20'
Pinch Pleat Glides [4 per foot, includes master carriers (2) & end caps (2)]	16	20	24	28	32	36	40	44	48	52	56	60	64	68	72	76	80
Brackets (1 per every 3-4 feet)	2	3	3	3	4	4	4	5	5	5	6	6	6	7	7	7	8

Total

\* Baton draw option available; batons sold separately.

**Special Instructions**

*\* When ordering Ripplefold carriers, answer these questions:*

1. Select Ripplefold fullness:  60%  80%  100%  120%

2. Select Ripplefold masters:  Overlap  Butt Master



# motorized or manual traverse systems

## traverse systems coordinated color chart

Finish Name	Finish Code	Track and Bracket Colors	Maximum Continuous Fascia Length
<b>STANDARD FINISHES</b>			
Charred Toasted Oak	800	Bronze	16'
Bronzed Ore	810	Bronze	16'
Sea Salt Black	820	Bronze	16'
Driftwood	830	White	16'
White with Gold Accents	840	White	16'
Soft Brass	850	Bronze	16'
Grayed Brass	860	Bronze	16'
Chalet Gray	870	White	16'
Parchment	880	White	16'
Warm Walnut	890	Bronze	16'
Gilded Red	600	Bronze	16'
Cobalt Bronze	610	Bronze	16'
Weathered Iron	620	Bronze	16'
Ash Gray	630	White	16'
Oil Rubbed Bronze	640	Bronze	16'
Hickory	650	Bronze	16'
Antique White	660	White	16'
Espresso	670	Bronze	16'
Aged Gold	680	Bronze	16'
Champagne	690	Bronze	16'
Graphite	700	Bronze	16'
Tarnished Silver	710	Bronze	16'
Tawny Oak	720	Bronze	16'
Rose Gold	730	Bronze	16'
Smoky Mocha	740	Bronze	16'
Polished Gold	750	Bronze	16'
Rustic Iron	760	Bronze	16'
Bronze Patina	770	Bronze	16'
Hazelwood	780	Bronze	16'
Vintage Bronze	790	Bronze	16'
Bronze	105	Bronze	16'
Bronze with Gold	106	Bronze	16'
Bronze with Gold and Gray	107	Bronze	16'
Flat Black	109	Bronze	16'
Flat Black with Gold	110	Bronze	16'
Silver with Gold	112	White	16'
Walnut Gold	117	Bronze	16'
Dark Walnut Gloss with Gold	126	Bronze	16'
Antique Steel	129	Bronze	16'
Antique Steel with Black Highlights	129B	Bronze	16'
Gray with Gold	150	White	16'
Antique	155	Bronze	16'
Walnut Gold with Gray Accents	200	Bronze	16'
Walnut	240	Bronze	16'
Platinum	250	Bronze	16'
Platinum with Black Highlights	250B	Bronze	16'
Mahogany Rust	270	Bronze	16'
Pewter	320	Bronze	16'
Bronze with Black	330	Bronze	16'
Statuary Bronze with Gold	350G	Bronze	16'

Based on your specified finish we supply track and brackets that best match the finish on your fascia. Please refer to the Finish Reference Guide to the left. If you order a custom match finish, please specify your track color.

Components are included in the per foot track price, as listed in the Retail Price List. Components will match the track color when applicable (see chart at bottom of page).

Standard glides are 4 per foot. Standard brackets are 2 end brackets with 1 support bracket for every 3-4 feet of track.

Wood pole profiles available in 1 7/8", 2", 2 1/4" and 3" diameters can be used as fascia.

Spliced fascia will be cut at a 45° angle for an obscure splice upon request.

Spliced fascia can be blended for an additional fee (see pages 89, 100 or 117). Blended fascia will be properly connected and shipped in one continuous length.

### COMPONENT COLORS

Components include: glides, master carriers and drive gears/end pulleys.

	motorized		manual
	R-TEC	Somfy	heavy duty
BRONZE	•	•	•
WHITE	•	•	•

*Please Note: Somfy Glydea® motor is always silver.*

*C-ring glides are available only in Bronze*



**TFC20TDB**  
traverse  
display board 2  
24"H x 24"W x 6"Deep  
wall mount

NET price: \$250.00



**RTMDK**  
R-TEC Automation® display kit (case & kit\*)  
\*R-TEC smart controls not included;  
see page 78 for our selection  
30¼"H x 26¼"W x 8"Deep (case)

NET price: \$300.00

order modules separately:

**RTMDK/FMH \$100.00**

R-TEC Automation® motorized metal module

**RTMDK/TRACK \$100.00**

R-TEC Automation® track module with fascia\*  
\* 1<sup>3</sup>/<sub>8</sub>" fascia included for reference only; see page 85 for a full list of fascia styles available in this collection, and choose from any of our 50 standard hand painted finishes located on page 126 or your own custom finish

**RTMLDKIT \$350.00**

slim drapery motor + battery kit\*

\*works with motorized metal and track modules above



**TFC18TTMETAL**  
metal table top display  
12¼"H x 20"W x 8"Deep

NET price: \$125.00



**TFC18TTMODMETAL**  
modern metal table top display  
12¼"H x 20"W x 8"Deep

NET price: \$125.00





**TFC18WRDB1**  
 wood & resin  
 display board 1  
 42"H x 24"W x 7"Deep  
 wall mount

NET price: \$250.00

**TFC18WRDB1RETRO**  
 wood & resin retro kit 1  
 wall mount

NET price: \$75.00



**TFC18WRDB2**  
 wood & resin  
 display board 2  
 42"H x 24"W x 7"Deep  
 wall mount

NET price: \$250.00

**TFC18WRDB2RETRO**  
 wood & resin retro kit 2  
 wall mount

NET price: \$75.00



**TFC18SDB**  
 steel display board  
 42"H x 24"W x 7"Deep  
 wall mount

NET price: \$250.00

**TFC18SDBRETRO**  
 steel retro kit  
 wall mount

NET price: \$75.00

# finish information

## 2018 NEW FINISHES

800	Charred Toasted Oak
810	Bronzed Ore
820	Sea Salt Black
830	Driftwood
840	White with Gold Accents
850	Soft Brass
860	Grayed Brass
870	Chalet Gray
880	Parchment
890	Warm Walnut

## STANDARD FINISHES

105	Bronze
106	Bronze with Gold
107	Bronze with Gold and Gray
109	Flat Black
110	Flat Black with Gold
112	Silver with Gold
117	Walnut Gold
126	Dark Walnut Gloss with Gold
129	Antique Steel
129B	Antique Steel with Black Highlights
150	Gray with Gold
155	Antique
200	Walnut Gold with Gray Accents
240	Walnut
250	Platinum
250B	Platinum with Black Highlights
270	Mahogany Rust
320	Pewter
330	Bronze with Black
350G	Statuary Bronze with Gold
600	Gilded Red
610	Cobalt Bronze
620	Weathered Iron
630	Ash Gray
640	Oil Rubbed Bronze
650	Hickory
660	Antique White
670	Espresso
680	Aged Gold
690	Champagne
700	Graphite
710	Tarnished Silver
720	Tawney Oak
730	Rose Gold
740	Smoky Mocha
750	Polished Gold
760	Rustic Iron
770	Bronze Patina
780	Hazelwood
790	Vintage Bronze

## special finishes

### custom finishes and custom color match

Beyond our standard finishes, we can match any finish, fabric swatch, wood trim or paint color specified from your favorite paint company. A finish sample or paint color, sheen level and manufacturer must be provided by the customer. The Finial Company will then provide a strike-off sample to the customer on any wood or steel pole profile as requested. Customer approval of the strike-off sample is required before production will begin.

### 100 Polished Steel finish

Many, but not all, of our raw steel products can be polished and given a clear topcoat to achieve a finished look. Steel is not uniform in color tone and will vary in shades of gray and silver. Polishing raw steel parts requires considerably more preparation work than our other finishes and therefore incurs additional charges.

A polished steel finish is NOT available on the following items that appear in the steel section of the 2018 catalog:

TRT	EB3
EC1	CSL16
SELB	EB1
EB5	EC3
RF4	123ELB
EB2	EB6

### clear coating

Clear coat can be added on any finish to achieve your preferred sheen level. Sheen choices are matte, satin and high gloss as shown in the catalog.

### outdoor hardware finishing

Available on all Outdoor Hardware product as listed in the catalog. See pages 36-38. 20% surcharge on items in outdoor finishes that are not part of the Outdoor Hardware collection.

### standard finishes on 1<sup>3</sup>/<sub>8</sub>" metal collection:

1<sup>3</sup>/<sub>8</sub>" Metal Collection finials, brackets, poles and rings are available in any of our standard hand painted finishes for a 30% surcharge on these items.

## finish fees

*(all prices below are SRP)*

### Custom match/custom finishing

includes modifying existing TFC finishes and painting product from any manufacturer in any finish not included in the 2018 Drapery Hardware Catalog. 10-15 day lead time:

single color: 10% of order value, minimum of \$100.00 per order

multicolor: 15% of order value, minimum of \$150.00 per order

### Polished steel finishing:

30% of order value, min of \$150.00 per order

### Clear coating:

10% of order value, min of \$100.00 per order

### Outdoor hardware finishing:

20% of order value

### 1<sup>3</sup>/<sub>8</sub>" Metal Collection standard finishing:

30% of order value, no minimum order

### Touch up paint:

\$20.00 per vial

### Strike-offs:

\$70.00 per finish/strike-off. If finish is approved, 1/2 of strike-off fee will be rebated on order.

### Color chip samples:

\$3.00 per chip

## repaint fees

Includes painting product from any manufacturer in a standard TFC finish included in the 2018 Drapery Hardware Catalog. 10-15 day lead time. *(all prices below are SRP)*

Poles	\$15.00 per foot
Bracket	\$20.00 ea
Tieback posts	\$15.00 ea
Rings	\$5.00 ea
Finials or end caps	\$20.00 ea
Elbows	\$20.00 ea
Rosettes	\$20.00 ea
Crests	\$60.00 ea

## PRICING AND TERMS

Prices found in The Finial Company Retail Price List are our suggested retail prices. Due to the U.S. government's current policy on China tariffs, all products are subject to a tariff surcharge as of September 1st, 2019. Prices are subject to change without notice. Prices are quoted exclusive of freight and packaging. The buyer should always inspect the product upon receipt.

**IMPORTANT:** Please note that your order will be placed with an authorized Finial Company Distributor. While most of the following will generally apply, your distributor may have terms and conditions of sales that will vary from what is stated here.

**Estimated Lead Times:** Purchase orders are processed once they are received by The Finial Company. Incomplete information will delay processing and shipping. Metal Baton Draw Traverse Systems will ship within 5 business days of the order confirmation. Painted product (including painted products from the Metal Collection), custom products and traverse systems will ship within 10-15 business days of the order confirmation. R-TEC Automation® Traverse Systems will ship within 10-15 business days of the order confirmation.

**Rush Orders:** Rush orders are available. An additional 30% charge applies to product and all fees excluding freight and packaging. Rush orders will ship within 5 business days. The 30% rush charge is available for all product except arch rods, bay windows, custom brackets, and mitered returns. If an order is received after 12:00 C.S.T., the next business day will count as the first day of production.

**IMPORTANT:** Please note that rush orders are not always available due to the nature of scheduling in a strictly custom manufacturing environment. Processing time for a rush order is in business days, (excluding holidays) not calendar days.

**Shipping (NET Fees):** Poles or tracks over 92" must be shipped by common carrier. For current common carrier freight rates go to [www.thefinialcompany.com/freightrate](http://www.thefinialcompany.com/freightrate). Expedited shipments are not available in all areas. Any additional charges for expedited shipments will be in addition to the published net fees. Orders that contain a Li-ion battery will be charged a \$25.00 shipping surcharge.

The following orders will be subject to actual freight costs:

- shipments going to Alaska, Hawaii, Idaho, Montana, Wyoming, Puerto Rico or any international destination.
- orders with poles or tracks exceeding 92" in length
- orders that exceed a \$2,500 SRP

**Packaging Fees (NET Fees):** A net packaging fee of \$10.00 per order will apply to any order that has a pole. A net packaging fee of \$10.00 will apply to any order with a traverse rod less than 16 feet. The net packaging fee increases to \$25.00 for all orders with arched rods; bay windows; rods with returns; motorized traverse track; or poles, rods and corded traversing track 16 feet or longer.

## RETURNS, CHANGES & CANCELLATIONS

All orders are considered "custom". No changes or cancellations will be accepted later than 24 hours after order is confirmed. All returns must be authorized by The Finial Company customer service department, and are authorized at our discretion, given the circumstances and nature of each custom order.

## DAMAGED GOODS

Immediately upon receipt, your order should be inspected to ensure that there is no concealed damage from shipping. Claims on damaged merchandise must be made within 15 days of receipt. No claims after 15 days will be accepted. If your order is damaged in shipping, carriers require that all packing materials be kept in order for a representative to inspect the goods. Our policy is that we replace damaged product per the original order.

Please note on the bill of lading if there is any possibility of concealed damaged. If shipping through a 3rd party, distributor is responsible for claiming damages and the remakes will be at charge.

## PRODUCT INFORMATION

**Wood Poles & Fascias:** Wood poles are sold in 2 foot increments, 2 foot minimum. We will cut your pole to specification, but we do not save or ship the fall off.

**Steel Poles:** All steel poles are sold in 1 foot increments, 2 foot minimum. We will cut to your specification, but we do not save or ship the fall off.

**Metal & Acrylic Poles:** All metal and acrylic poles are sold in 2 foot increments, 2 foot minimum. We will cut to your specification, but we do not save or ship the fall off.

**Corded or Baton Draw Traverse Tracks:** Corded or baton draw traverse tracks are sold in 2 foot increments with a 4 foot minimum. We will cut to your specification, but we do not save or ship the fall off.

**Motorized Traverse Tracks:** Motorized traverse tracks are sold in 1 foot increments with a 6 foot minimum. We will cut to your specification, but we do not save or ship the fall off.

**Support Brackets:** We recommend support brackets every 3-4 feet.

**Installation:** Mollie bolts and nail anchors are recommended for all installations, but are not included. We strongly recommend using a professional installer for our hardware.

**Force Majeure:** The Finial Company is not liable for any performance failure that arises from any cause not within its control.

