



BLISS™ Automation *by* ALTA


AMAZON Alexa Skill Quick-Start Guide

Getting Started

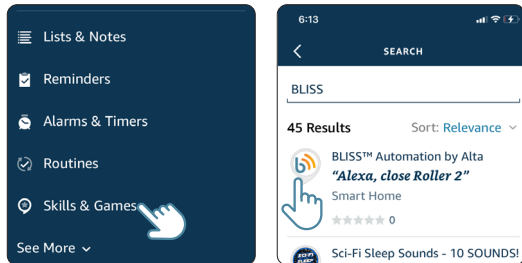
In order to take advantage of Amazon Alexa voice-control of your BLISS Automation, you need:

- BLISS Automation Account with an BLISS Bridge registered to the account
- An Alexa-enabled device connected to your Amazon account
- The Alexa App downloaded and installed on your mobile device

1. Open the Alexa App on your mobile device and select the “menu” in the corner of the screen

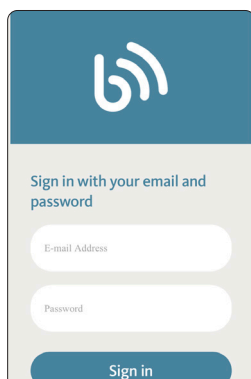
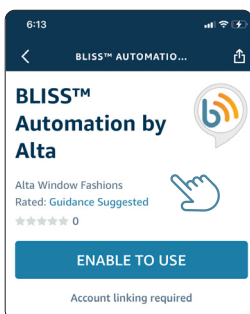


2. Select the “Skills & Games” tab and search for the “BLISS Automation” Skill in the search bar




3. Select the BLISS Automation Skill and tap “Enable to Use”

- Enter your BLISS Automation Account information to link with your Amazon Account. Then, authorize your profile and BLISS account information to be shared with Alexa.



4. After prompted, select “Discover Devices”

- All discovered BLISS Automation shades will appear in the Devices section of the Alexa App
- All discovered BLISS Automation Scenes will appear in the Scenes section of the Alexa App
- Check the Devices page to see if Alexa added your device automatically



5. Simply say “Alexa, turn on” followed by your BLISS Automation Shade name or Scene name to activate voice command

- “Alexa, turn on Roller Shades.”
- “Alexa, turn on I’m Home.”
- “Alexa, turn on Movie Time in Living Room.”

Important Tips

- Amazon Alexa Skills will only operate the bottomrail on Honeycomb or Cellular Top-Down/Bottom-Up and Trilight shades. Preset scenes will operate as usual.
- Before attempting to discover BLISS Automation devices in the Alexa App, please ensure your BLISS Bridge is registered to your BLISS Motorization account.
- After your BLISS Automation shades have been discovered in the Alexa App, use the “Add Group” feature in the Devices tab to combine your BLISS Automation shades with other smart devices in your home for integrated voice-activated control.
- If you did not discover all of your BLISS Automation shades after linking to your account, or you need to discover new devices in the future, you can always discover more BLISS Automation shades by selecting “Discover” in the “Add Device” menu of the Devices tab in the Alexa App.



Please scan the QR Code for additional BLISS Automation Programming and How to videos.