



Quality Wholesale Window Coverings
Contract • Hospitality • Healthcare • Residential

Manual Roller Roman Order Form



Company _____











Date _____
PO # _____
Sidemark _____
Account No _____

Ship To (If different) _____

Line Item	Qty	Room Location	2.5" Board Width 96" Max	Height 108" Max	Total Weight (lbs) (Select One)		Roll Direction Regular (Off Back) or Reverse (Off Front)	Control Side Right (R) or Left (L)	Chain Finish Stainless Steel, White Plastic Bead, White Cord, Vanilla Cord upcharge: *Antique Brown, Black over Steel, Dungeon, Gun Metal, Medieval Brass, Mystic Red, White over Steel & Yellow Brass	Safety Option (Select One)	
					0-15*	16-30** (Min 60" W)				Safety Shroud	Ring Locks
1											
2											
3											
4											
5											
6											
7											
8											
9											
10											

*SL20 Clutch, Rollease 1 1/2" tube, tube clips, 2 1/2" board, SS Chain ** Galaxy 200 Clutch with 45" Spring Assist, Rollease 2" tube, tube clips, 2 1/2" board
Note: Spring Assist may require Pre-Winds, to be set by Workroom and ball Stops cannot be used. Chain Loops are defaulted per information on page 3.
Porter Preston is not responsible for discrepancies in information provided on this form in relationship to the finalized fabricated product. This includes Total Weight.

Customer Service ph 866-753-1113 email us customerservice@porterpreston.com www.porterpreston.com

Line Item (Match to pg. 1)	<p>Column Spacing: Your mounting board will be built according to the measurements provided below. Your sketch does not have to be to scale, but the numbers must be accurate to the nearest 1/8". Draw vertical lines to show the columns of rings. Be sure to include every column, including those close to the edges of the board. The first two columns are sketched for you. Write the measurements to indicate the distance between each column of rings and the next. We will not make any additional deductions. CHECK THAT MEASUREMENTS ADD UP TO THE EXACT SHADE WIDTH</p>	Total # of Columns
1		
2		
3		
4		
5		
6		
7		
8		
9		
10		



Quality Wholesale Window Coverings
Contract • Hospitality • Healthcare • Residential

Manual Roller Roman Order Form Continued



ITEM	WIDTH	MSRP	QTY	TOTAL
EYRR36	36"	\$234		\$
EYRR48	48"	\$254		\$
EYRR60	60"	\$274		\$
EYRR72	72"	\$294		\$
EYRR84	84"	\$314		\$
EYRR96	96"	\$334		\$
*Chain Upcharge Antique Brown, Black over Steel, Dungeon, Gun Metal, Medieval Brass, Mystic Red, White over Steel, Yellow Brass	ea	\$24		\$
Custom Board Width	ea	\$40		\$

DEFAULTED CHAIN LOOP LENGTH	
SHADE HEIGHT	LOOP DROP
16" - 29 7/8"	4" less shade height
30" - 35 7/8"	24" loop
36" - 41 7/8"	30" loop
42" - 47 7/8"	36" loop
48" - 53 7/8"	42" loop
54" - 59 7/8"	48" loop
60" - 65 7/8"	54" loop
66" - 71 7/8"	60" loop
72" - 77 7/8"	66" loop
78" - 89 7/8"	72" loop
90" - 101 7/8"	84" loop
102" - 113 7/8"	96" loop
114" - above	4" less shade height

Warranty

Porter Preston will repair or replace, at no charge, a lift system that fails due to faulty parts or poor workmanship when claim is made within 60 days of purchase. Orders for Expressly Yours lift systems are not cancelable or returnable for any reason except warranty repair as described. The buyer verifies that all sizes and specs are correct. The customer will be charged for repairs necessitated by error on their part.

Shipping See Shipping Policy

*Custom Size Chain Loops available



Easy Spring Plus Cordless Roller Roman Order Form













Company _____

Date _____
 PO # _____
 Sidemark _____
 Account No _____

Ship To (If different) _____

Line Item	Qty	Room Location	2.5" Board Width 25 1/2" min	Height	Total Weight (lbs) (Select One)			Roll Direction Regular (Off Back) or Reverse (Off Front)	Safety Option (Select One)	
					6 lbs 27 7/16" Min Headrail Width	10 lbs 34 1/16" Min Headrail Width	15 lbs 38 3/16" Min Headrail Width		Safety Shroud	Ring Locks
1										
2										
3										
4										
5										
6										
7										
8										
9										
10										

Porter Preston is not responsible for discrepancies in information provided on this form in relationship to the finalized fabricated product. This includes Total Weight.

Line Item (Match to pg. 1)	<p>Column Spacing: Your mounting board will be built according to the measurements provided below. Your sketch does not have to be to scale, but the numbers must be accurate to the nearest 1/8". Draw vertical lines to show the columns of rings. Be sure to include every column, including those close to the edges of the board. The first two columns are sketched for you. Write the measurements to indicate the distance between each column of rings and the next. We will not make any additional deductions. An odd number of lift cords are needed because the center lift cord will be your pull/release</p> <p>CHECK THAT MEASUREMENTS ADD UP TO THE EXACT SHADE WIDTH . END LIFT CORDS MUST START AT 2 1/4" IN ON EACH SIDE</p>	Total # of Columns
1		
2		
3		
4		
5		
6		
7		
8		
9		
10		



Quality Wholesale Window Coverings
Contract • Hospitality • Healthcare • Residential

Easy Spring Plus Cordless Roller Roman Order Form



ITEM	WIDTH	MSRP	QTY	TOTAL
EYRR30ESP	36" (max height 80")	\$254		\$
EYRR48ESP	48" (max height 96")	\$274		\$
EYRR66ESP	66" (max height 96")	\$294		\$
EYRR96ESP	96" (max height 96")	\$334		\$

Warranty

Porter Preston will repair or replace, at no charge, a lift system that fails due to faulty parts or poor workmanship when claim is made within 60 days of purchase. Orders for Expressly Yours lift systems are not cancelable or returnable for any reason except warranty repair as described. The buyer verifies that all sizes and specs are correct. The customer will be charged for repairs necessitated by error on their part.

Shipping See Shipping Policy



Quality Wholesale Window Coverings
Contract • Hospitality • Healthcare • Residential

Traversing Shaft Order Form



Company _____

Date _____
PO # _____
Sidemark _____
Account No _____

Ship To (If different) _____

Line Item	Qty	Room Location	Width 144" Max	Height 144" Max	Board Size/System Maximum weight 30 lbs				Roll Direction Regular (Off Back) or Reverse (Off Front)	Control Side Right (R) or Left (L)	Chain Finish Stainless Steel, White Plastic Bead, White Cord, Vanilla Cord upcharge: *Antique Brown, Black over Steel, Dungeon, Gun Metal, Medieval Brass, Mystic Red, White over Steel & Yellow Brass	Safety Option (Select One)	
					Under 10 lbs 2 Spears		Over 10 lbs 4 Spears					Safety Shroud	Ring Locks
					1 ½" Slim Clutch	2 ½"	2 ½"	3 ½"					
1													
2													
3													
4													
5													
6													
7													
8													
9													
10													

Traversing Shaft Order Form Continued



Line Item (Match to pg. 1)	<p>Column Spacing: Your mounting board will be built according to the measurements provided below. Your sketch does not have to be to scale, but the numbers must be accurate to the nearest 1/8". Draw vertical lines to show the columns of rings. Be sure to include every column, including those close to the edges of the board. The first two columns are sketched for you. Write the measurements to indicate the distance between each column of rings and the next. We will not make any additional deductions. CHECK THAT MEASUREMENTS ADD UP TO THE EXACT SHADE WIDTH</p>	Total # of Columns
1		
2		
3		
4		
5		
6		
7		
8		
9		
10		



Quality Wholesale Window Coverings
Contract • Hospitality • Healthcare • Residential

Traversing Shaft Order Form Continued



ITEM	WIDTH	MSRP	QTY	TOTAL
EYCH36	36"	\$234		\$
EYCH48	48"	\$254		\$
EYCH60	60"	\$274		\$
EYCH72	72"	\$294		\$
EYCH84	84"	\$314		\$
EYCH96	96"	\$334		\$
*Chain Upcharge Antique Brown, Black over Steel, Dungeon, Gun Metal, Medieval Brass, Mystic Red, White over Steel, Yellow Brass	ea	\$24		\$
Custom Board Width	ea	\$40		\$

DEFAULTED CHAIN LOOP LENGTH	
SHADE HEIGHT	LOOP DROP
16" - 29 7/8"	4" less shade height
30" - 35 7/8"	24" loop
36" - 41 7/8"	30" loop
42" - 47 7/8"	36" loop
48" - 53 7/8"	42" loop
54" - 59 7/8"	48" loop
60" - 65 7/8"	54" loop
66" - 71 7/8"	60" loop
72" - 77 7/8"	66" loop
78" - 89 7/8"	72" loop
90" - 101 7/8"	84" loop
102" - 113 7/8"	96" loop
114" - above	4" less shade height

Warranty

Porter Preston will repair or replace, at no charge, a lift system that fails due to faulty parts or poor workmanship when claim is made within 60 days of purchase. Orders for Expressly Yours lift systems are not cancelable or returnable for any reason except warranty repair as described. The buyer verifies that all sizes and specs are correct. The customer will be charged for repairs necessitated by error on their part.

Shipping See Shipping Policy

*Custom Size Chain Loops available



WireFree Motorized Roller Roman Quote/Order Form



Date: _____

Company: _____

P.O. #: _____

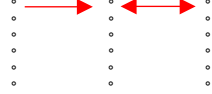
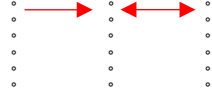
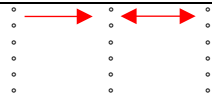
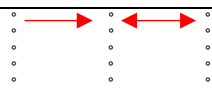
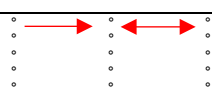
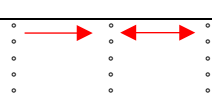
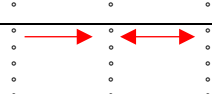
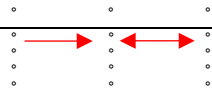
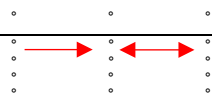
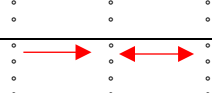
Ship to (If Different): _____

Sidemark: _____

Account No: _____

Line Item	QTY	Room Location	Board Width (Inches) <small>(Write Measurement in Matching Column)</small>			Height (Inches)	Roll Direction Regular (Off Back) or Reverse (Off Front)	Control Side Right (R) or Left (L)	Motor Protocol RTS or Zigbee (ZB)	Safety Option	
			20<30"W* 13Lb Max	30<60"W 23LB Max	60≤96"W** (RTS ONLY) 30LB Max					Safety Shroud	Ring Lock
1											
2											
3											
4											
5											
6											
7											
8											
9											
10											

*20-30" W Available for External Battery Motors Only. Refer to Grid 12 of MSRP for Power Supply Options. **60≤96" W Systems are compatible with #1240485 403 Li-Ion RTS Motor ONLY.
Porter Preston is not responsible for discrepancies in information provided on this form in relationship to the finalized fabricated product. This includes Total Weight.

Line Item (Match to pg. 1)	Column Spacing Your mounting board will be built according to the measurements you provide below: Your sketch does not have to be to scale, but the numbers must be accurate to the nearest 1/8". Draw vertical lines to show the columns of rings. Be sure to include every column, including those close to the edges of the board. The first two columns are sketched for you. Write the measurements to indicate the distance between each column of rings and the next. Measurements must be accurate to the nearest 1/8". We will not make any additional deductions. CHECK THAT MEASUREMENTS ADD UP TO THE EXACT SHADE WIDTH	Total # of Columns
1		
2		
3		
4		
5		
6		
7		
8		
9		
10		



WireFree Specifications and Pricing

Roman Kit Standards

- All Motorized WireFree Roman Systems Made with a 2.5” Board Minimum and Utilize Cord Clips
- Custom Board Widths Available for a \$40 MSRP Surcharge per Board. Contact Customer Service for Details

	Quantity	Board MSRP	Motor Description (Check Box for Selection)	Motor MSRP	Total
20<30” W EYRR30		\$214ea	#1241230 Sonesse 28 External Batt. RTS <input type="checkbox"/>	\$442ea	
			#1241754 Sonesse 28 External Batt. ZIGBEE <input type="checkbox"/>	\$409ea	
30<60” W EYRR60		\$274ea	#1003310 Sonese 30 ULTRA Li-Ion RTS <input type="checkbox"/>	\$501ea	
			#1241752 Sonesse 30 ULTRA Li-Ion ZIGBEE <input type="checkbox"/>	\$526ea	
60≤96” W EYRR96		\$334ea	#1240485 403 Li-Ion RTS <input type="checkbox"/>	\$719ea	
<i>For RTS or Zigbee Power Options and Controls, Refer to Price Grid 12, pages 9-11, in the Porter Preston MSRP</i>					



**24V DC Low Voltage Motorized Roller
Roman Quote/Order Form**



Date: _____

Company: _____

P.O. #: _____

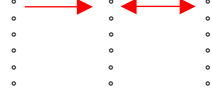
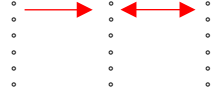
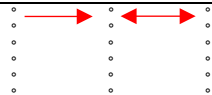
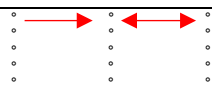
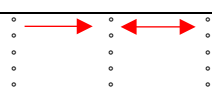
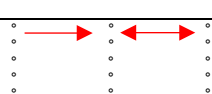
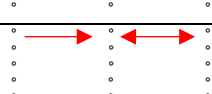
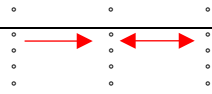
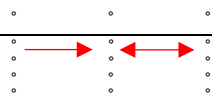
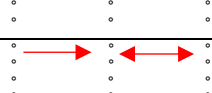
Ship to (If Different): _____

Sidemark: _____

Account No: _____

Line Item	QTY	Room Location	Board Width (Write Measurement in Column)		Height	Roll Direction Regular (Off Back) or Reverse (Off Front)	Control Side Right (R) or Left (L)	Motor Protocol RTS or Zigbee (ZB)	Safety Option	
			23<60"W 23Lb Max	60≤96"W* (RTS ONLY) 35Lb Max					Safety Shroud	Ring Lock
1										
2										
3										
4										
5										
6										
7										
8										
9										
10										

**60≤96" W Available for #1134023 504 ULTRA 24V DC RTS Motor ONLY. Not Available for Zigbee Communication. Minimum of a 4" Board Size Requirement.
Porter Preston is not responsible for discrepancies in information provided on this form in relationship to the finalized fabricated product. This includes Total Weight.*

Line Item (Match to pg. 1)	Column Spacing Your mounting board will be built according to the measurements you provide below: Your sketch does not have to be to scale, but the numbers must be accurate to the nearest 1/8". Draw vertical lines to show the columns of rings. Be sure to include every column, including those close to the edges of the board. The first two columns are sketched for you. Write the measurements to indicate the distance between each column of rings and the next. Measurements must be accurate to the nearest 1/8". We will not make any additional deductions. CHECK THAT MEASUREMENTS ADD UP TO THE EXACT SHADE WIDTH	Total # of Columns
1		
2		
3		
4		
5		
6		
7		
8		
9		
10		



24V DC Specifications and Pricing

24V DC Roman Kit Standards

- EYRR60 Motorized 24V DC Roman Systems Made with a 2.5” Board Minimum and Utilize Cord Clips
- EYRR96 Motorized 24V DC Roman Systems Made with a 4” Board Minimum and Utilize Cord Clips
- Custom Board Widths Available for a \$40 MSRP Surcharge per Board. Contact Customer Service for Details

	Quantity	Board MSRP	Motor Description (Check Box for Selection)	Motor MSRP	Total
23<60” W 35Lb Max EYRR60		\$274ea	#1241142 Sonesse 30 24V DC RTS <input type="checkbox"/>	\$740ea	
			#1241970 Sonesse 30 24V DC ZIGBEE <input type="checkbox"/>	\$777ea	
60≤96” W 50Lb Max 4” Board Min. EYRR96		\$334ea	#1134023 Sonesse 504 ULTRA 24V DC RTS <input type="checkbox"/>	\$1028ea	
			<input type="checkbox"/>		
<i>For RTS or Zigbee Power Options and Controls, Refer to Price Grid 12, pages 9-11, in the Porter Preston MSRP</i>					



120V AC Motorized Roller Roman Quote/Order Form



Date: _____

Company: _____

P.O. #: _____

Ship to (If Different): _____

Sidemark: _____

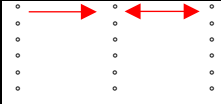
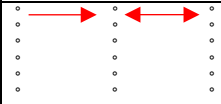
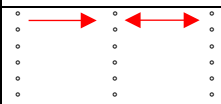
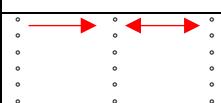
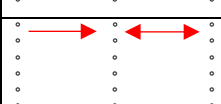
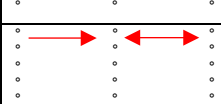
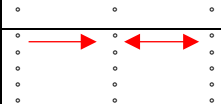
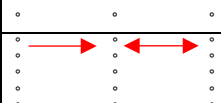
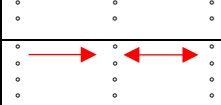
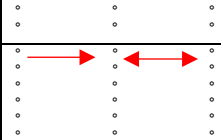
Account No: _____

Line Item	QTY	Room Location	Board Width (Write Measurement in Matching Column)			Height	Roll Direction Regular (Off Back) or Reverse (Off Front)	Control Side Right (R) or Left (L)	Motor Protocol RTS or Zigbee (ZB)	Safety Option	
			26<96"W* 35Lb Max	96<120"W** (RTS ONLY) 50LB Max	96≤144"W** (RTS ONLY) 65LB Max					Safety Shroud	Ring Lock
1											
2											
3											
4											
5											
6											
7											
8											
9											
10											

*400 Series Somfy RTS or Zigbee Motor on Rollease 2" Tube. Fast Connect Cables Utilized.

**500 Series Somfy RTS Motor ONLY. 4" Minimum Board Size Required. Fast Connect Cables Utilized.

Porter Preston is not responsible for discrepancies in information provided on this form in relationship to the finalized fabricated product. This includes Total Weight.

Line Item (Match to pg. 1)	Column Spacing Your mounting board will be built according to the measurements you provide below: Your sketch does not have to be to scale, but the numbers must be accurate to the nearest 1/8". Draw vertical lines to show the columns of rings. Be sure to include every column, including those close to the edges of the board. The first two columns are sketched for you. Write the measurements to indicate the distance between each column of rings and the next. Measurements must be accurate to the nearest 1/8". We will not make any additional deductions. CHECK THAT MEASUREMENTS ADD UP TO THE EXACT SHADE WIDTH	Total # of Columns
1		
2		
3		
4		
5		
6		
7		
8		
9		
10		



120V AC Specifications and Pricing

120V AC Roman Kit Standards

- EYRR96 120V AC Motorized Roman Systems Made with a 2.5” Board Minimum and Utilize Cord Clips
- EYRR120 and EYRR144 120V AC Motorized Roman Systems Made with a 4” Board Minimum and Utilize Cord Clips
- Custom Board Widths Available for a \$40 MSRP Surcharge per Board. Contact Customer Service for Details

	Quantity	Board MSRP	Motor Description (Check Box for Selection)	Motor MSRP	Total
26<96” W 35Lb Max EYRR96		\$334ea	#1241380 Sonesse 404 120V AC RTS w/ Fast Connector <input type="checkbox"/>	\$816ea	
			#1245920 Sonesse 404 120V AC ZIGBEE w/ Fast Connector <input type="checkbox"/>	\$857ea	
96<120” W 50Lb Max 4” Board Min. EYRR120		\$374ea	#1001809 Sonesse 506 120V AC RTS (Motor Fast Connector sold separately) <input type="checkbox"/>	\$771ea	
			<input type="checkbox"/>		
120≤144” W 65Lb Max 4” Board Min. EYRR144		\$414ea	#1001807 Sonesse 510 120V AC RTS (Motor Fast Connector sold separately) <input type="checkbox"/>	\$1020ea	
<i>For RTS or Zigbee Power Options and Controls, Refer to Price Grid 12, pages 9-11, in the Porter Preston MSRP</i>					







Roller Roman Manual and Motorized KIT Quote/Order Form

Date: _____

Account #: _____

Address: _____

Ship to (If Different): _____

QTY	Description		MSRP
	36" W Manual Roller Roman Kit - 16LB Max EYRRM36KIT Includes: QTY 1 1.5" Roller Tube @ 36" W, QTY 1 SL20 Clutch with 48" H Stainless Steel Chain Loop, QTY 2 Chain Ball Stops, QTY 1 Child Safety Approved Tension Device, QTY 1 Pair Skyline Mounting Brackets with End Caps, QTY 1 Heavy Duty Skyline End Pin, QTY 4 1.5" Tube Clips with 144" Lift Cords		\$78
	72" W Manual Roller Roman Kit - 16LB Max EYRRM72KIT Includes: QTY 1 1.5" Roller Tube @ 72" W, QTY 1 SL20 Clutch with 84" H Stainless Steel Chain Loop, QTY 2 Chain Ball Stops, QTY 1 Child Safety Approved Tension Device, QTY 1 Pair Skyline Mounting Brackets with End Caps, QTY 1 Heavy Duty Skyline End Pin, QTY 7 1.5" Tube Clips with 144" Lift Cords		\$110
	96" W Manual Roller Roman Kit - 16LB Max EYRRM96KIT16 Includes: QTY 1 1.5" Roller Tube @ 96" W, QTY 1 SL20 Clutch with 108" H Stainless Steel Chain Loop, QTY 2 Chain Ball Stops, QTY 1 Child Safety Approved Tension Device, QTY 1 Pair Skyline Mounting Brackets with End Caps, QTY 1 Heavy Duty Skyline End Pin, QTY 9 1.5" Tube Clips with 144" Lift Cords		\$130
	96" W Manual Roller Roman Kit - 30Lb Max EYRRM96KIT30 Includes: QTY 1 2" Roller Tube @ 96" W, QTY 1 G200 Clutch with 45" Spring Assist and 108" H Stainless Steel Chain Loop, QTY 1 Child Safety Approved Tension Device, QTY 1 Pair Skyline Mounting Brackets with End Caps, QTY 1 Heavy Duty Skyline End Pin with 2" Tube Adaptor, QTY 9 2" Tube Clips with 144" Lift Cords. 55" W Min. QTY Control RIGHT: QTY Control LEFT:		\$302

Additional Components Sold Separately

QTY	Part Number	Description	MSRP
	CSBRS	Bottom Ring Set (Pack of 100)	\$50
	CSORBC	Lock Lift Cord Orb Clear (Pack of 100)	\$62
	CSS500W	SafetyShroud White (500yd Roll)	\$294
	CSSE	Screw Eye (Pack of 200)	\$20
	STSFR	Forever Ring (Pack of 1000)	\$52
	STLLILP	Level Lock Insert (Pack of 100)	\$26
	STURL	Safety Ring Lock for 1.4mm Cord (Pack of 1000)	\$258
	RRTC15	Clip Tube Roller Roman 1-1/2" with 144" 1.4mm White Lift Cord (ea)	\$5
	RRTC2	Clip Tube Roller Roman 2" with 144" 1.4mm White Lift Cord (ea)	\$6
	RBC45MSS	4.5mm Ball Chain #10 Stainless Steel (500ft)	\$373
	RCMSB	Ball Stop 5/16" Nickel Plated Brass (Pack of 100)	\$8




Mounting Boards are NOT included with Roller Roman Kits. Minimum 2.5" Board Width Recommended

Porter Preston Inc.
 61 Mattatuck Heights Rd Suite 2
 Waterbury, CT 06705

Email: customerservice@porterpreston.com

Telephone: (866) 753-1113

Fax: 203.597.8828

QTY	Description	RTS	Zigbee
QTY RTS EYRRMO30RTSKIT	20<30" W Somfy Wirefree Roller Roman Kit - 13LB Max Includes: QTY 1 1.5" Roller Tube @ 30" W, QTY 1 Somfy Sonesse 28 External Battery Motor with Skyline Motor Plate and Crown and Drive for 1.5" Tube Intalled, QTY 1 Fully Charged External Battery Pack (#9021217), QTY 1 8" Charging Extension Cable (#9021131), QTY 1 Pair Skyline Mounting Brackets with End Caps, QTY 1 Heavy Duty Skyline End Pin, QTY 4 1.5" Tube Clips with 144" Lift Cords	Sonesse 28 External Battery RTS #1241230	Sonesse 28 External Battery Zigbee #1241230
QTY Zigbee EYRRMO30ZBKIT	Plug-In Charger and Control NOT Included 	\$607	\$574
QTY RTS EYRRMO60RTSKIT	30<60" W Somfy Wirefree Roller Roman Kit - 23.6LB Max Includes: QTY 1 1.5" Roller Tube @ 60" W, QTY 1 Fully Charged Somfy Sonesse 30 Internal Battery Li-Ion Motor with Skyline Motor Plate and Crown and Drive for 1.5" Tube Intalled, QTY 1 8" Charging Extension Cable (#9021131), QTY 1 Pair Skyline Mounting Brackets with End Caps, QTY 1 Heavy Duty Skyline End Pin, QTY 6 1.5" Tube Clips with 144" Lift Cords	Sonesse 30 Internal Battery RTS #1003310	Sonesse 30 Internal Battery Zigbee #1241752
QTY Zigbee EYRRMO60ZBKIT	Plug-In Charger and Control NOT Included 	\$572	\$597
QTY RTS EYRRMO96RTSKIT	60≤96" W Somfy Wirefree Roller Roman Kit - 30LB Max Includes: QTY 1 S45 Roller Tube @ 96" W, QTY 1 Fully Charged Somfy Sonesse 40 Internal Battery Li-Ion Motor with S45 Motor Plate and Crown and Drive for S45" Tube Intalled, QTY 1 8" Charging Extension Cable (#9021131), QTY 1 Pair S45 Mounting Brackets with End Caps, QTY 1 S45 End Pin, QTY 9 2" Tube Clips with 144" Lift Cords	Sonesse 40 Internal Battery RTS #1240485	Zigbee Coming Soon!
QTY Zigbee EYRRMO96ZBKIT	Plug-In Charger and Control NOT Included 	\$850	N/A
Additional Components Sold Separately			
QTY	Part Number	Description	MSRP
	RRTC15	Clip Tube Roller Roman 1-1/2" with 144" 1.4mm White Lift Cord (ea)	\$5
	RRTC2	Clip Tube Roller Roman 2" with 144" 1.4mm White Lift Cord (ea)	\$6
	9025166	Ultra Li-Ion Charger (RTS and Zigbee)	\$37
	9021131	8" Li-Ion Charging Extension Cable (RTS and Zigbee)	\$11
	9027294	Li-Ion Solar Panel Charging Kit (RTS and Zigbee)	\$203
	9021217	External Rech. Li-Ion Battery Pack (RTS and Zigbee)	\$112
	1870571	Situo 1 RTS 1-Channel Handheld Remote Pure (White) RTS ONLY	\$122
	1870576	Situo 5 RTS 5-Channel Handheld Remote Pure RTS ONLY	\$160
	1811081	Telis 16 RTS 16-Channel Handheld Remote Pure RTS ONLY	\$543
	1811533	Smooove 1 RTS 1-Channel Surface Mount Wallswitch Pure RTS ONLY	\$161
	1811748	Smooove 4 RTS 4-Channel Surface Mount Wallswitch Pure RTS ONLY	\$200
	1810897	Decoflex 1 RTS 1-Channel Cut-In Wallswitch WHITE RTS ONLY	\$306
	1810813	Decoflex 5 RTS 5-Channel Cut-In Wallswitch WHITE RTS ONLY	\$321
	1871153	Ysia 1 Zigbee 1-Channel Handheld Remote Pure Zigbee ONLY	\$128
	1871154	Ysia 5 Zigbee 5-Channel Handheld Remote Pure Zigbee ONLY	\$170
	1871038	Tahoma Switch Zigbee with Ethernet Adaptor Zigbee ONLY	\$450
	1871217	Zigbee Smart Plug Zigbee ONLY	\$90

Additional Motorized Components are located in Grid 12 of the Porter Preston MSRP