



## WireFree Motorized Roller Roman Quote/Order Form



Date: \_\_\_\_\_

Company: \_\_\_\_\_

P.O. #: \_\_\_\_\_

Ship to (If Different): \_\_\_\_\_

\_\_\_\_\_

Sidemark: \_\_\_\_\_

\_\_\_\_\_

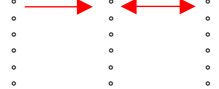
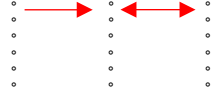
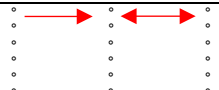
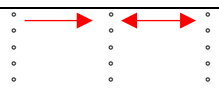
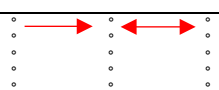
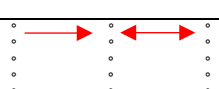
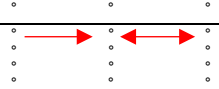
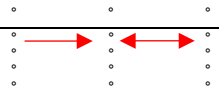
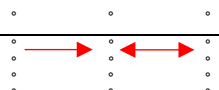
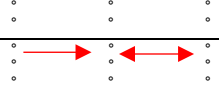
\_\_\_\_\_

Account No: \_\_\_\_\_

\_\_\_\_\_

Line Item	QTY	Room Location	Board Width (Inches) (Write Measurement in Matching Column)			Height (Inches)	Roll Direction Regular (Off Back) or Reverse (Off Front)	Control Side Right (R) or Left (L)	Motor Protocol RTS or Zigbee (ZB)	Safety Option	
			20<30"W* 13Lb Max	30<60"W 23LB Max	60≤96"W** (RTS ONLY) 30LB Max					Safety Shroud	Ring Lock
1											
2											
3											
4											
5											
6											
7											
8											
9											
10											

\*20-30" W Available for External Battery Motors Only. Refer to Grid 12 of MSRP for Power Supply Options.      \*\*60≤96" W Systems are compatible with #1240485 403 Li-Ion RTS Motor ONLY.  
Porter Preston is not responsible for discrepancies in information provided on this form in relationship to the finalized fabricated product. This includes Total Weight.

Line Item (Match to pg. 1)	<b>Column Spacing</b> Your mounting board will be built according to the measurements you provide below: Your sketch does not have to be to scale, but the numbers must be accurate to the nearest 1/8". Draw vertical lines to show the columns of rings. Be sure to include every column, including those close to the edges of the board. The first two columns are sketched for you. Write the measurements to indicate the distance between each column of rings and the next. Measurements must be accurate to the nearest 1/8". We will not make any additional deductions. CHECK THAT MEASUREMENTS ADD UP TO THE EXACT SHADE WIDTH	Total # of Columns
1		
2		
3		
4		
5		
6		
7		
8		
9		
10		



## WireFree Specifications and Pricing

### Roman Kit Standards

- All Motorized WireFree Roman Systems Made with a 2.5” Board Minimum and Utilize Cord Clips
- Custom Board Widths Available for a \$40 MSRP Surcharge per Board. Contact Customer Service for Details

	Quantity	Board MSRP	Motor Description (Check Box for Selection)	Motor MSRP	Total
20<30” W <b>EYRR30</b>		\$214ea	#1241230 Sonesse 28 External Batt. <b>RTS</b> <input type="checkbox"/>	\$442ea	
			#1241754 Sonesse 28 External Batt. <b>ZIGBEE</b> <input type="checkbox"/>	\$409ea	
30<60” W <b>EYRR60</b>		\$274ea	#1003310 Sonese 30 ULTRA Li-Ion <b>RTS</b> <input type="checkbox"/>	\$501ea	
			#1241752 Sonesse 30 ULTRA Li-Ion <b>ZIGBEE</b> <input type="checkbox"/>	\$526ea	
60≤96” W <b>EYRR96</b>		\$334ea	#1240485 403 Li-Ion <b>RTS</b> <input type="checkbox"/>	\$719ea	
<b><i>For RTS or Zigbee Power Options and Controls, Refer to Price Grid 12, pages 9-11, in the Porter Preston MSRP</i></b>					