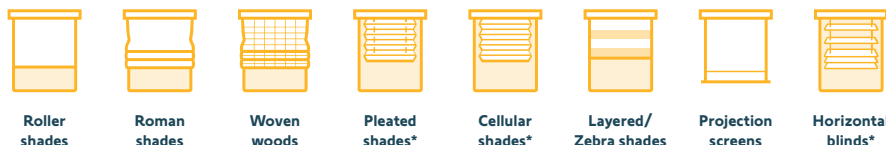


# Sonesse® 40 AC Zigbee



The Sonesse® 40 AC Zigbee motor is a connected, bi-directional, quiet 120V/60Hz AC wired motor dedicated to a wide range of interior window coverings. It features a powerful range of lifting capacities (4, 6, and 9 Nm) within a smaller overall footprint to fit narrow window openings.

## Compatible end-products



\*Using CT540

## Main functionalities





**TaHoma® pro app**


Scan a unique motor QR code and follow a simple, step-by-step process to configure motor settings and end limits to save time.



Android




iOS



**Act for Green®**

Somfy's voluntary initiative, which aims to reduce the environmental impact of products throughout their life cycle



**PEP EcoPassport**

LEED v4.1 (1 credit) with products having an EPD (Environmental Product Declaration) with a focus on sustainability

## Benefits for professionals

- Easy installation**
- Seamless integration to match any interior decor
    - Thin round head for smooth transition into shade and tube profile
    - Interchangeable head color (white, black, and grey) to match fabric and hardware style or color
    - Recessed interchangeable metal adaptor plate compatible with all hardware systems
    - Smaller light gap to minimize light leakage
  - Fits small diameter tubes (suitable for an internal diameter of 38mm or more)
  - Ideal for narrow windows to maximize viewable area
  - UL listed to comply with local building codes and requirements
- Easy integration**
- Easily integrates with third-party control systems when used with TaHoma® switch
- Easy programming and adjustment with TaHoma® pro**
- Allows for quick and easy configuration of motors and operational settings to simplify the installation process
- Installation and programming done directly from the app:** intuitive step-by-step programming instructions
- Integrated button on the motor head allows for leaving the network and full reset
  - LED feedback for easy troubleshooting
  - Acts as a Zigbee® mesh network router to extend radio range
- Maintenance**
- Dedicated maintenance tool, Serv-e-Go®
- Sustainable**
- Eco-designed motor with the Act for Green promise by Somfy that provides a PEP EcoPassport Environmental Product Declaration for LEED V4.1 credit
- Reliability and services**
- Highly secure protocol
  - Somfy quality and warranty

## Benefits for end users

- Comfort, convenience, and privacy**
- Convenient solution for glare reduction, natural light management, and privacy via timed schedules and scenes
  - Superior quiet performance
- Discreet integration and home harmony**
- Smaller diameter to maximize viewable window space
  - Shorter length to fit smaller windows
  - White and thin round head for discreet blending (black and grey as an option)
- Easy to use and maintain**
- Easily control shades with the TaHoma® app
  - Get real time feedback on shade positioning via a smartphone or tablet
  - Hard-wired, maintenance-free solution
- Go hands free with voice control**
- Compatible with voice control assistants (with TaHoma® switch and Amazon Alexa, Google Home, or Apple Home)
- Sustainable**
- Intelligent solar protection ensures improved energy efficiency that reduces CO2 emissions
- Safety and reliability**
- No hanging cords, provides a child-safe pet friendly solution
  - Somfy quality and warranty



# Sonesse® 40 AC Zigbee



Item #: 1245920 Sonesse® 40 Zigbee 404S2 with Fast Connector  
 Item #: 1245921 Sonesse® 40 Zigbee 406A2 with Fast Connector  
 Item #: 1245922 Sonesse® 40 Zigbee 409R2 with Fast Connector


## Technical data

<b>Voltage Supply</b>	120V/60Hz AC
<b>Index Protection Rating</b>	IP 31 (for indoor use only)
<b>Limit Switch Type</b>	Electronic
<b>Limit Switch Capacity</b>	250 turns
<b>Temperature Working Range</b>	32°F to 140°F (0°C to 60°C)
<b>Insulation Class</b>	Class II
<b>Thermal Protection</b>	4 minutes
<b>Repeatability</b>	+/-4°

**Antenna** 6.9 in. (17.5cm) wire length, must not be cut or lengthened. For greatest RF range, antenna must be out of the rail/tube/cassette.

## Dimensions

2 mounting holes for self-tapping screws M4 x 8mm (cat #9026094) spaced 1.14" (29mm) apart. Self-tapping mounting screws are included with each motor.



## Performances

<b>Torque (Nm)</b>	4	6	9
<b>Speed (rpm)</b>	36	24	14
<b>Motor Length (L) in./mm</b>	20.2 in. (514mm)	21.5 in. (545mm)	
<b>Rated Current (Amp)</b>	0.79	1	1
<b>Radio Frequency</b>	2.4 GHz		
<b>Radio Protocol</b>	Zigbee 3.0 / Bluetooth 4.2		
<b>Stand By Consumption (W)</b>	0.5		
<b>Sound Level dB(A)*</b>	42	44	40

### \*Sound level:

Power Level: according to standards ISO3741 in dB(A) ref 1pW typical value, at nominal torque and nominal speed, without application/end product.

## Fabrication recommendations:

- Operational noise level is reduced when motor, tube, and mechanical accessories are properly adapted to motorized applications.
- Free play must be minimized between the accessories and the end product tube to ensure quiet performance of the motor.
- Inside Tube Diameter (ID) > or = 38mm must be respected to prevent contact with the basic motor tube.
- 400 Series Drive Stop and Screw (#9147894) is recommended to prevent noise and drive wheel separation from motor shaft.

## Power Cable

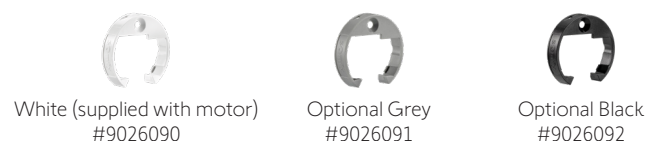
Cable type: White 2-conductor SVT 2 - AWG 18 : 0.824 mm<sup>2</sup> / Fast Connector 7.9 in. (20cm)



## Integrated Motor Plates (sold separately):

<b>9025997</b>	Sonesse 40 Motor Plate Rollease R16-24 15.9 x 1.8mm & screws	
<b>9026000</b>	Sonesse 40 Motor Plate Rollease RBGAL 16 x 3.2mm & screws	
<b>9025996</b>	Sonesse 30 Motor Plate Rollease 360 R3-R8 10 x 1.8mm and screws	
<b>9025999</b>	Sonesse 30 Motor Plate Acmeda 12mm and screws	
<b>9026003</b>	Sonesse 30 Motor Plate Rollease Skyline and screws	
<b>9026093</b>	Sonesse 30 Motor Plate M3 x 6mm Philips flat-head plastite screw	

## Optional Head Covers:



## Certifications

