



TaHoma[®] pro Account

Setup and Management for Dealers

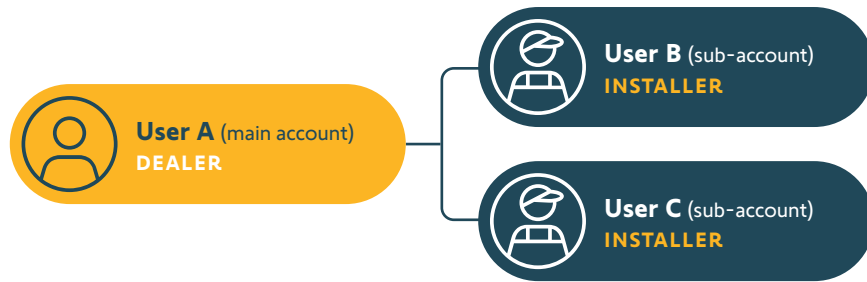


What is TaHoma pro?

TaHoma Pro is a mobile app designed for manufacturers and their dealers. It streamlines the configuration and programming of Somfy Zigbee smart shading products.

TaHoma pro Account Structure

- Each dealer company requires a main contact person who will manage the account.
- Employees will have sub-accounts under the main company account.



NOTE:

Please ensure that any employee who is going to a client site for installation has a valid sub-account and can successfully log in to TaHoma pro before going onsite.

How do I access to TaHoma pro?

Identify your company's main account holder. This person will complete the process below and will be the only one who can create and manage TaHoma pro sub-accounts for other employees.

- 1 Download the TaHoma pro app from the [App Store](#) or [Google Play Store](#).
- 2 The app will guide you through the account creation process and you will have instant access.

NOTE:


Access to TaHoma pro is granted within your company's SomfyPro account. Even if your company already has a main SomfyPro account, **each user or sub-account will still need to request access to TaHoma pro**. You will receive a confirmation email when the account setup process within the app is complete but there is no action needed at that time.

SCAN to download TaHoma pro by Somfy

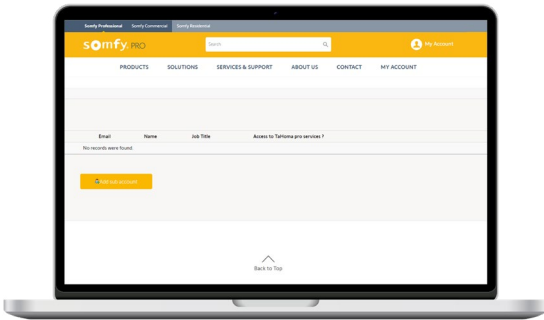


To create sub-accounts:

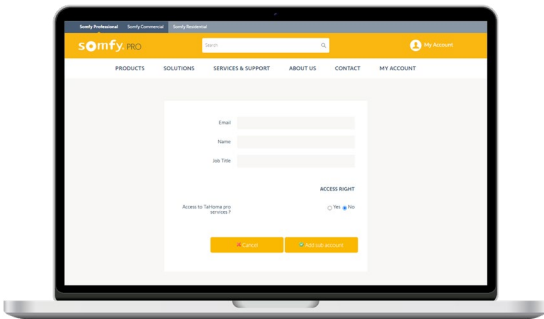
For company main account holder only.



- 1 [Click here](#) to log in to SomfyPro, or scan the QR code.



- 2 Click on **My Account > Manage Sub-account**.
- 3 Click on **Add sub-account** to invite a new user.
- 4 Check "Yes" under "Access to TaHoma pro services."
- 5 Check "Dealer" under "TaHoma pro App Profile."
- 6 Click the "Add sub-account" button.



- 7 The new user/new sub-account holder will receive a SomfyPro invitation email (from us_insales@somfy.com) with steps to create a password (please note that the activation link is only valid for 7 days).
- 8 The user can then download the TaHoma pro app and sign in.



Need help? Get in touch!