



Quality Wholesale Window Coverings

Contract • Hospitality • Healthcare • Residential

ph 866-753-1113 email customerservice@porterpreston.com www.porterpreston.com



Custom Rodding
2026 Brochure



MADE JUST FOR YOU

CUSTOM RODDING: FOR THE DETAIL OBSESSED

Built to suit your exact specifications.

Design solutions solved with
multiple configuration options.

Assembled with care by expert hands
for absolute perfection.

We take great care to review each unique order we receive before we construct individual rods by hand. From decorative to basic, functional to practical, we have a large range of configurations that will suit any of your projects. Our custom rods are the answer to all of your drapery hardware problems.





CONTENTS

AMP™ MOTORIZATION

- 08 Overview & Benefits
- 13 Components

ESTATE™ TRAVERSE RODS

- 18 Overview & Benefits
- 23 Mounting Options & Bracket Spacing
- 28 Assembled Set Pricing
- 38 Estate™ Components

ARCHITRAC® HARDWARE

- 48 Overview & Benefits
- 54 Architrac® Series 94001 & Components
- 58 Architrac® Series 94003 & Components
- 60 Architrac® Series 94004 & Components
- 62 Architrac® Series 94005 & Components
- 64 Architrac® Series 9046 & Components
- 68 Architrac® Series 9600 & Components
- 72 Architrac® K-Rail & Components
- 74 Architrac® Components

COMPONENTS

- 82 Miscellaneous Components

HELPFUL GUIDES

- 83 Stack Guides
- 90 Top Hole Installation Guide

AMP™ MOTORIZATION: SMART LIVING

Control your draperies with ease with our motorization.

Compatible with our Estate™ Traverse Rods and Architrac® Series 94001.

Powerful yet **quiet** motor controlled with a touch of a button on our app.

Experience comfortable living at it's finest with motorized draperies. Our compact motor whisks your draperies with a touch of a button on our app. Set timers, adjust settings and more all from your smart device. Pure convenience packed in a small motor, now that's a smart move.



CONTENTS

- 08 Overview
- 10 Mounting Options
- 13 AMP™ Motorization Components



AMP™ Motorization

Why AMP™?

The slim design of the quiet, yet powerful motor and the position on the track allows the motor to tuck seamlessly behind your drapery panel so you'll never have to sacrifice your style or comfort. For safety measures, you're able to move the draperies with a gentle tug, allowing for operation when a remote is not present or if a guest is unaware of the motorization feature. The dual battery and AC power sources allows operation in case of a power outage so draperies may be opened in the event of an emergency. AMP™ Motorization is available on our most popular traversing tracks, Estate and Architrac® Series 94001 and in drapery header styles Ripplefold™ and pleated for a variety of styling options. This is comfortable living at its finest.

For AMP™ Motorization brochure, programming instructions and installation instructions, please visit the drapery hardware resource library at kirsch.com.

Benefits & Features

AMP™ Motorization

- Motor mounts to the back of the track which allows a seamless look between motorized and manual traverse rods
- Drapery fabrication does not need to change between manually controlled draperies and motorized draperies; No additional returns or any special instructions
- Limits are set automatically after installation
- Remote control is radio frequency and easily pairs with the motor
- Tug feature; when drapery is pulled the motor will traverse the drapery
- AMP™ App with AMP™ USB Bridge
- Architrac® Series 94001 Rods with AMP™ cannot be bent or curved

Frequently Asked Questions

What is the weight capacity?

64 lbs Motor is rated to 64 lbs. Be sure not to exceed the Estate or Architrac track specifications to ensure your motor operates optimally.

Can you double the weight capacity by using two motors?

No Only use one motor per rod.

Does AMP™ offer limit setting?

Yes The motor automatically sets its limits.

Does AMP™ offer touch control?

Yes The tug feature allows you to pull on the drapery and the motor will automatically open or close your draperies.

How long is the power cord?

6 ft The durable, non-extendable power cord is extra long for out of reach places. Any extra can be rolled and secured for a tidy look. Cable extensions are available in 15", 4', 10' and 20' lengths to reach outlets that are farther away from the motor.

Is there a wall switch?

Yes There are Flush Mount and Surface Mount Wall Switches available.

Does AMP™ offer a warranty?

Yes See the Kirsch Warranty document for more information.

Download the AMP™ APP to get started




AMP™ Motorization Overview

Overview

- Soft start/stop & manual operation
- Tug feature: when drapery is pulled the motor will traverse the drapery
- Automatic limits on end stop
- Favorite/intermediate position
- Dry contact for external control
- RF Remote and wall switches
- Setting with buttons on motor units
- Setting with external dry contact switch
- LED Indicators
- One-Way and Two-Way Draw
- Pleated
- Ripplefold™
- AMP™ App with AMP™ USB Bridge

Available Colors

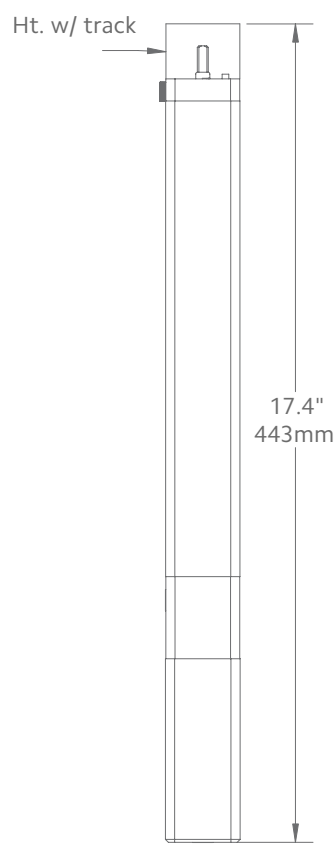


White

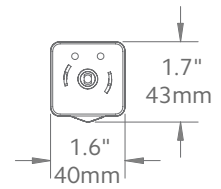
Side View



Front View



Bottom View



Motor Unit	Product No.
AMP™ Drapery Motor	62001300

Technical Specs	AMP™ Motor
Power Supply	DC 16.5V-0.89A (100-240VAC 50/60Hz 0.5A)
Amperage	2.55Ah
Average Linear Speed	7.8inches/sec
Power Consumption	40 watts
Torque	1.2Nm
Power Cable Length	6 feet
Variable Speed	80, 100 & 120 rpm
Certifications	UL/CE
Max. Track Length	Estate™ - 16 ft Architrac™ 94001 - 16 ft
Max. Load	64 lbs

Follow track specifications for drapery weight.

Bracket Spacing & Mount Options


Place brackets at each end. On the ends where the drapery will stack, place the next bracket at a maximum of 24" from the first bracket, then place remaining brackets at 48" intervals over the remainder of the track. Spacing may need to be shortened for heavier draperies. All mounting options are compatible with our AMP™ Motorization.



Wall Mount using parts:


To achieve this look, order Estate rod, wall mount and all components will be included.

94129061
Zinc



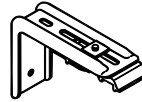
or

1856973
Satin Nickel



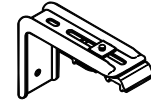
or

1856978
Brushed Bronze

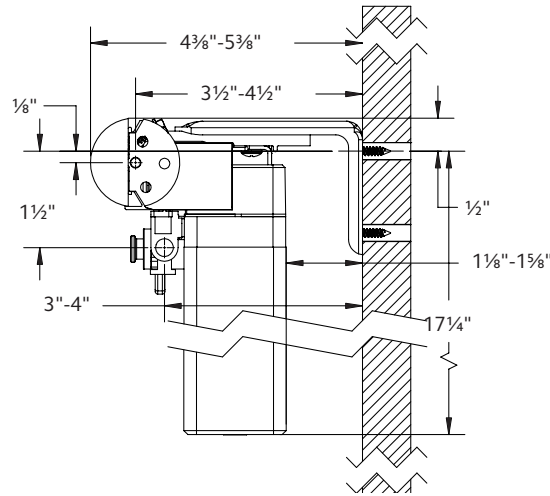


or

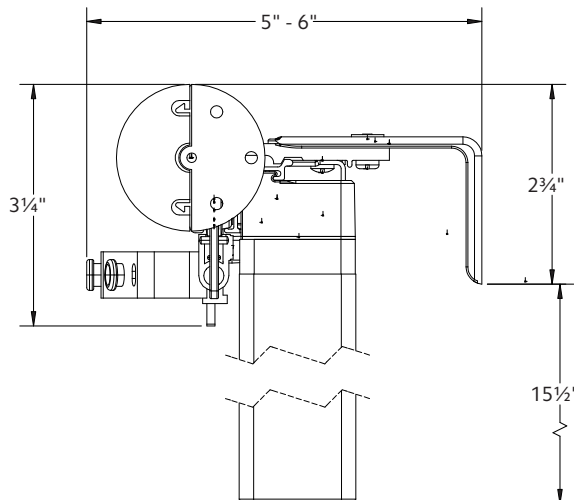
1857324
Black



1 3/8" Wall Mount



2" Wall Mount



Ceiling Mount using parts:

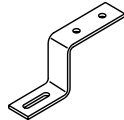
To achieve this look, order Estate rod, ceiling mounted. 94130xxx brackets are included with the rod. Then order item 1796061 ceiling mount bracket in the quantity needed based on the bracket spacing drawing on page 10.

94130xxx

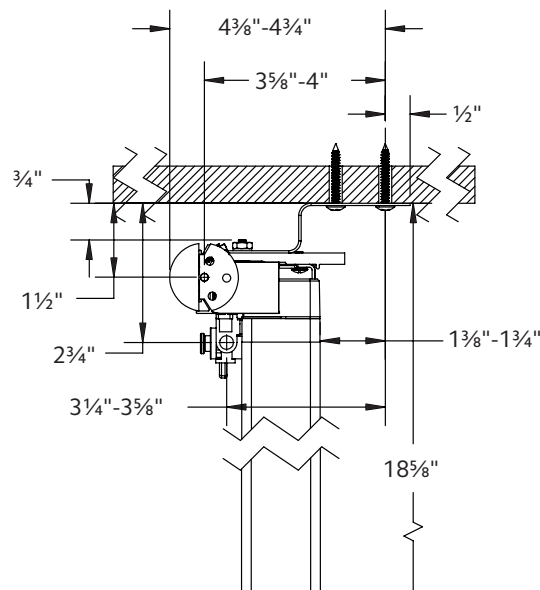


⊗

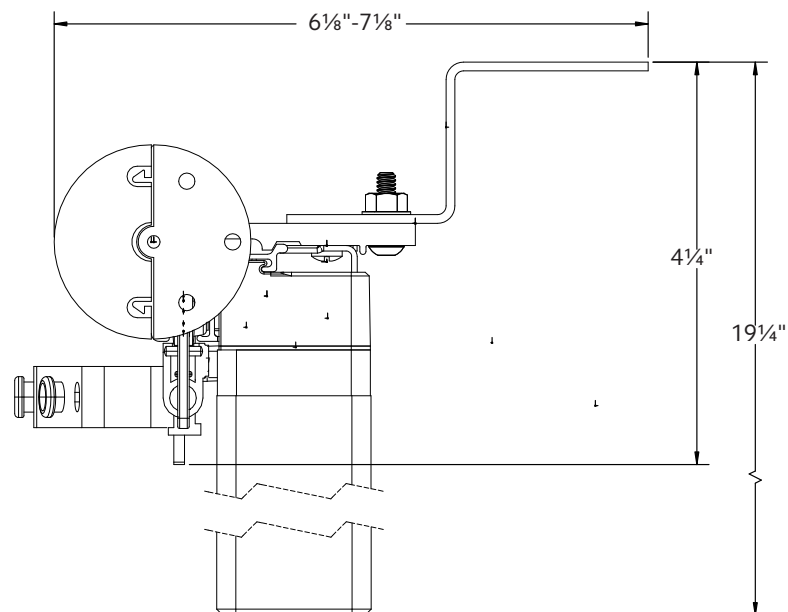
1796061



1 3/8" Ceiling Mount



2" Ceiling Mount



Double Wall Mount using parts:

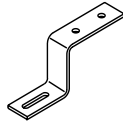
To achieve this look, order Estate rod, ceiling mounted. 94130xxx brackets are included with the rod. Then order one, item 94125xxx double bracket and two, item 1796061 ceiling mount brackets multiplied by the quantity needed based on the bracket spacing drawing on page 10.

94125xxx



⊞

1796061

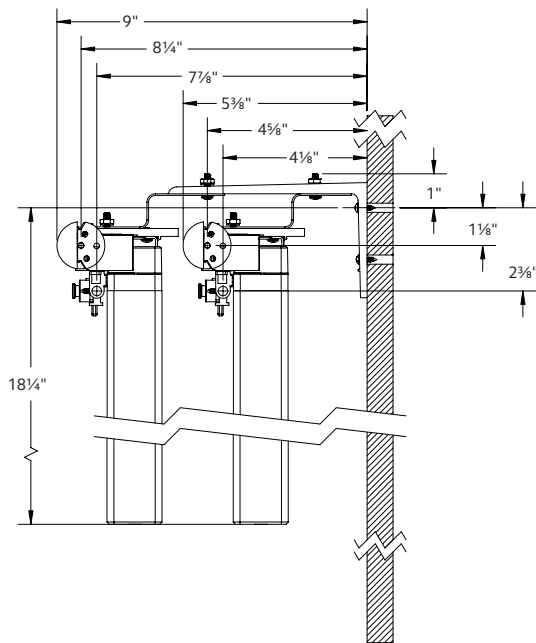


⊞

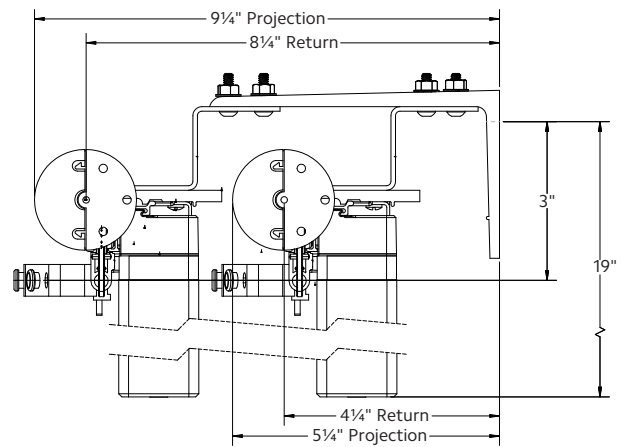
94130xxx



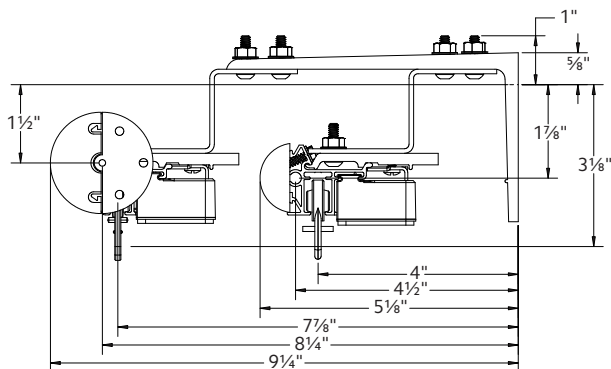
1 3/8" Double Wall Mount












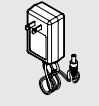



2" Double Wall Mount









2" Front & 1 3/8" Back Double Wall Mount



AMP™ Motorization Components

Item	Product No. & Finish	Description	Unit of Measure
	62001300 White	AMP Motor RF 2W DC Drapery Motor 1.2Nm-20cm 14.8V	1 piece per box
	84531025 White	AMP Drapery Motorhead Adapter Right	10 pieces per box
	84532025 White	AMP Drapery Motor head Adapter Left	10 pieces per box
	84503059 Black 84503025 White	Drapery Motor Master Carrier Adapter	20 pieces per box
	84504025 White	Drapery Motor Front Belt Connector	100 pieces per box
	84505025 White	Drapery Motor Back Belt Connector	100 pieces per box
	84506025 White	Drapery Motor Belt Connector Clip	100 pieces per box
	84510000	Motor Belt	109 yards per box
	62101000 White 62101010 Black	AMP Remote Control RF 2W 15 Channel	1 piece per box
	62201300 White	AMP Battery Charger 16.5V/0.89A	1 piece per box
	62102000 White	AMP Gateway USB Bridge	1 piece per box
	62109000 White	AMP Wall Switch Surface RF 2W 15 Channel	1 piece per box
	62108000	AMP Wall Switch RF 2W 15 Channel	1 piece per box

AMP™ Motorization Components

Item	Product No. & Finish	Description	Unit of Measure
	84509061	Adjustable Pulley Right	6 pieces per box
	84508061	Adjustable Pulley Left	6 pieces per box
	1026660	15" Cable Assembly	10 pieces per box
	1026661	4' Cable Assembly	10 pieces per box
	1026662	10' Cable Assembly	10 pieces per box
	1026663	20' Cable Assembly	10 pieces per box



Connect your AMP™ motor to the AMP™ USB Bridge for the ultimate control in creating your smart home.

ESTATE™ TRAVERSE ROD: INNOVATING COMFORT

Flexible styling options;
from decorative to practical.

Gorgeous fascias from our decorative
collections plus two modern options.

Pair with our **AMP™ Motor** and unlock
the full potential and **gain maximum
control.**

A perfect solution for residential and commercial applications,
our Estate Traverse Rods offer the flexibility and versatility you
crave to bring your remarkable styles to life. Each thoughtfully
designed element accommodates a variety of solutions ingenious
customizable Estate design solutions.



CONTENTS

- 18 Overview
- 20 Why Estate™ Traverse Rods
- 21 Operating Systems
- 22 Estate™ Overview
- 23 Bracket Spacing & Mount Option
- 27 Calculating Drapery Weight
- 28 Designer Metals™
- 32 Wood Trends™
- 36 Wrought Iron
- 38 Components



COLLECTION OVERVIEW

3 FASCIA STYLES
A style for everyone

2 DRAPERY HEADINGS
Pleated, Ripplefold™

5 DRAW TYPES
Motorized, Hand, Baton,
Baton Duplex and Cord

1 COLLECTION

AMP™ MOTORIZATION COMPATIBLE



- 1 | Designer Metals™
- 2 | Wood Trends™
- 3 | Wrought Iron



Why Estate™ Traverse Rods

The Estate™ Traverse Rod Collections are the flagship of the Kirsch® Decorative Drapery Hardware product lines. Estate™ rods are decorative, 1⅜ inch or 2 inch traversing drapery rods with wheeled carriers that are designed to carry today's heavier draperies. Having set the interior design standard for decades, each of the Estate™ collections are characterized by inspired finials, premium finishes and precision engineered components.

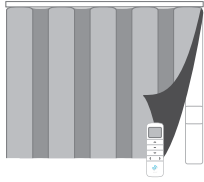
Designer Metals™, Wood Trends™, and Wrought Iron Collections are featured in countless luxury venues and designer homes throughout the world.



Operating Systems

Motorized Draw

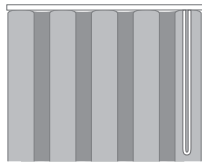
AMP™ Motorization



- Easy to use
- Quiet, powerful motor
- Pleated or Ripplefold™
- For Estate™ Traverse Rods or Architrac® Series 94001
- For more information, see page 8

Manual Draw

Cord Draw



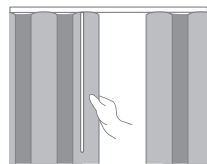
- Easy to use
- Pleated or Ripplefold™

Hand/Baton Draw



- Easy to use
- A gentle tug allows drapery to glide across track
- Pleated or Ripplefold™


Baton Duplex Draw



- Easy to use
- Used on split draw rods
- Pleated or Ripplefold™
- When the baton is pulled on one stack, draperies on both sides of the traverse rod open or close


Header Styles

Ripplefold™



- Panels can be pressed flat, yet fall into fold
- No hooks or pins
- Headings are suspended under track
- Stack back is less than conventional pleated draperies
- Draperies snap on/off carriers for easy installation
- Interior drapery appearance is identical to exterior-facing appearance

Pleated



- A classic header option
- Can be used with most track systems using slip-in or pin-on hooks
- Headings can be suspended under the track or over the face of the track to conceal hardware
- Four carriers per foot is standard, additional carriers or rings can be ordered



Estate™ Overview

To help determine which system is right for your project, use the guideline below to select the best fit. For more detailed information about each track, please visit our resource library at kirsch.com.

Estate™ Series	Designer Metals™	Wood Trends™	Wrought Iron
What is your preferred size?			
1 3/8"	•	•	•
2"	•	•	
What is your preferred Draw type?			
Motorized	•	•	•
Manual	•	•	•
What is your preferred Drapery Heading type?			
Pleated	•	•	•
Ripplefold™	•	•	•
What is your mounting location?			
Ceiling Mount*	•	•	•
Wall Mount	•	•	•

*Finial choices may be limited for ceiling mounted Estate™ Rods.

Track Performance Data

Style	Heading Style	Mount	Draw	Minimum Track Length	Maximum Track Length	Minimum Fabric Weight	Lbs. per Ft.
 83611 1 3/8" Estate™ Manual or Motorized Draw	Pleated, Ripplefold™	Ceiling, Wall	One-Way	18 in	16 ft	64 lbs	4
			Two-Way	18 in	16 ft	64 lbs	4
 93601 2" Estate™ Manual or Motorized Draw	Pleated, Ripplefold™	Ceiling, Wall	One-Way	18 in	16 ft	64 lbs	4
			Two-Way	18 in	16 ft	64 lbs	4

*Maximum track lengths and maximum fabric weight do not apply to curved track. Check with customer service for feasibility. Send complete specifications and fabric weight.

Splices & Keystones per Track

Track Length	Number of Splices	Keystones Included
8 ft. to 16 ft.	1	1

Bracket Spacing & Mount Options

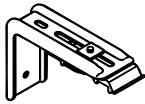
Place brackets at each end. On the ends where the drapery will stack, place the next bracket at a maximum of 24" from the first bracket, then place remaining brackets at 48" intervals over the remainder of the track. Spacing may need to be shortened for heavier draperies. All mounting options are compatible with our AMP™ Motorization.



Wall Mount using parts:

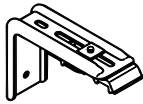
To achieve this look, order Estate rod, wall mount and all components will be included.

94129061
Zinc



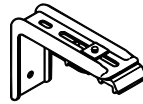
or

1856973
Satin Nickel



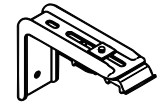
or

1856978
Brushed Bronze

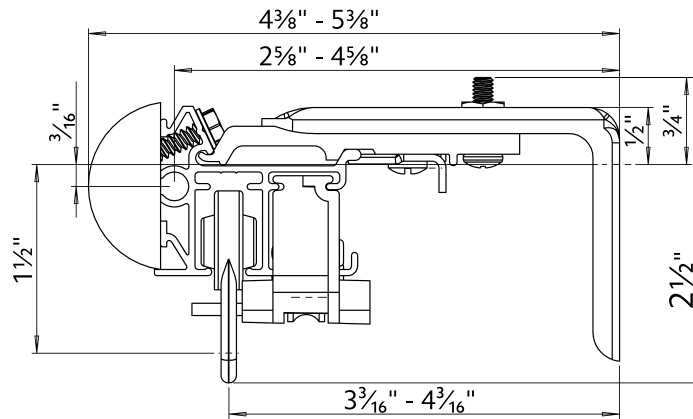


or

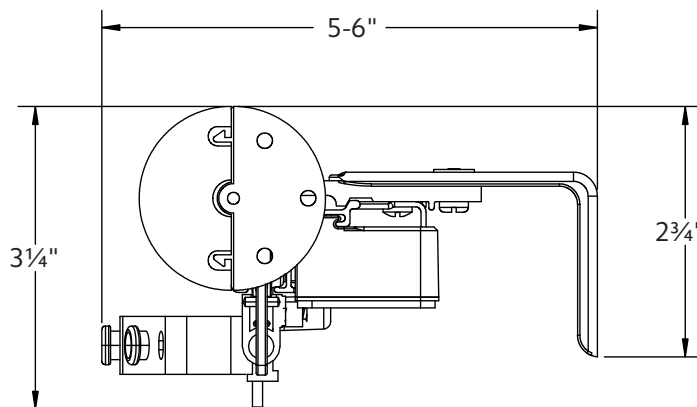
1857324
Black



1 3/8" Wall Mount



2" Wall Mount



Ceiling Mount using parts:

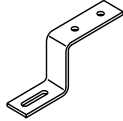
To achieve this look, order Estate rod, ceiling mounted. 94130xxx brackets are included with the rod. Then order item 1796061 ceiling mount bracket in the quantity needed based on the bracket spacing drawing on page 40.

94130xxx

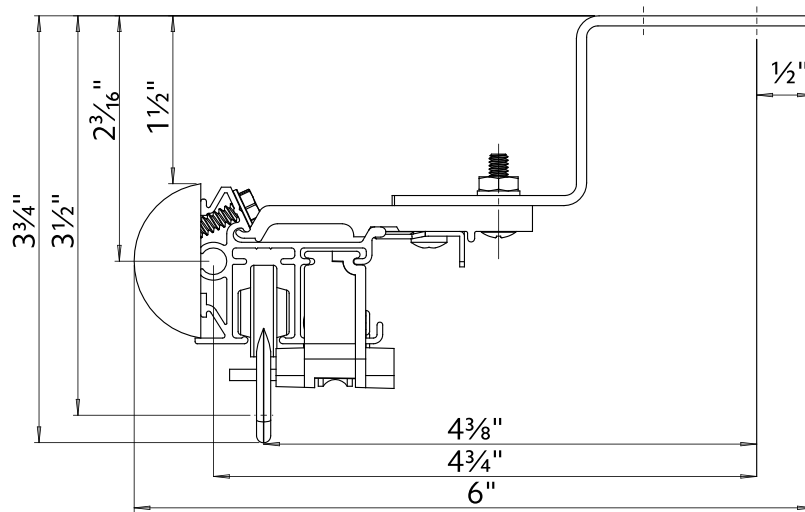


8

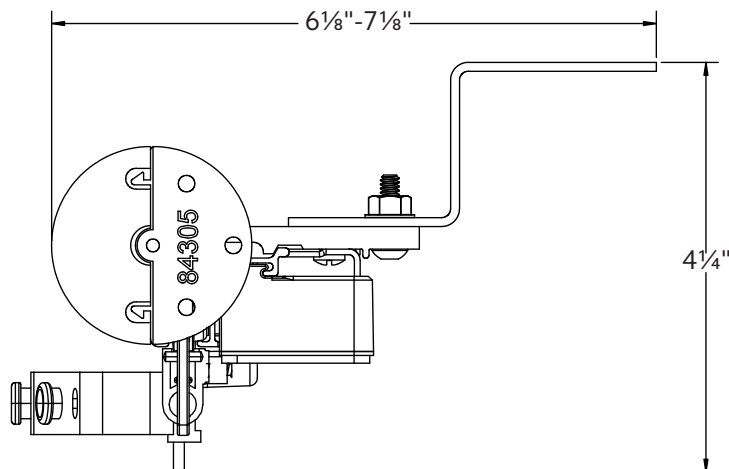
1796061



1 3/8" Ceiling Mount



2" Ceiling Mount



Double Wall Mount using parts:

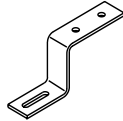
To achieve this look, order Estate rod, ceiling mounted. 94130xxx brackets are included with the rod. Then order one, item 94125xxx double bracket and two, item 1796061 ceiling mount brackets multiplied by the quantity needed based on the bracket spacing drawing on page 40.

94125xxx



⊗

1796061

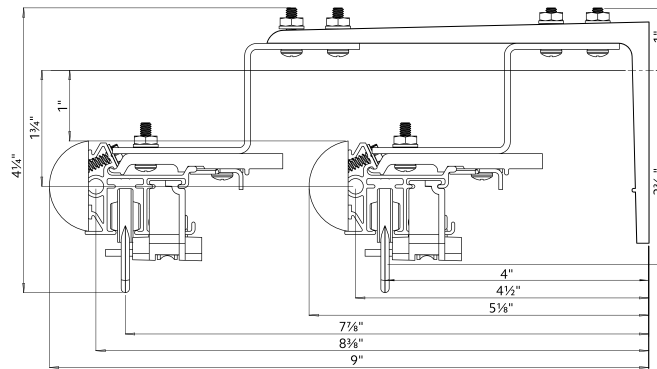


⊗

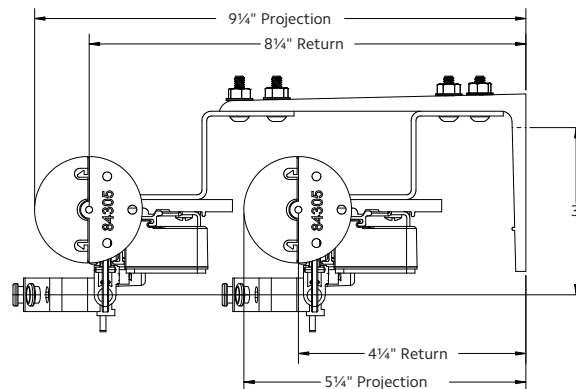
94130xxx



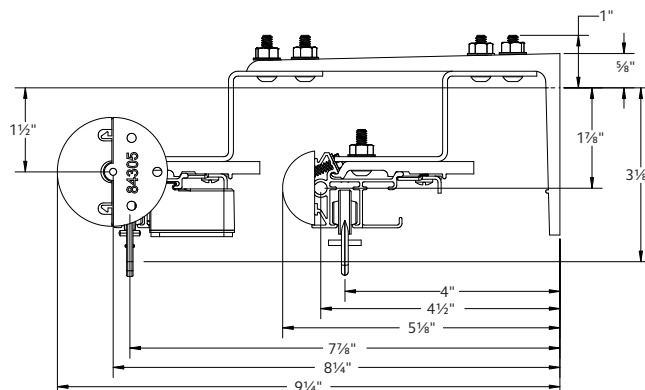
1 3/8" Double Wall Mount



2" Double Wall Mount



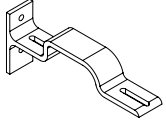
2" Front & 1 3/8" Back Double Wall Mount



Double Wall Mount using parts:

To achieve this look, order Estate rod ceiling mounted. 94130xxx brackets are included with the rod. Then order one, item 71134110 double bracket in the quantity needed based on the bracket spacing drawing on page 40.

71134110

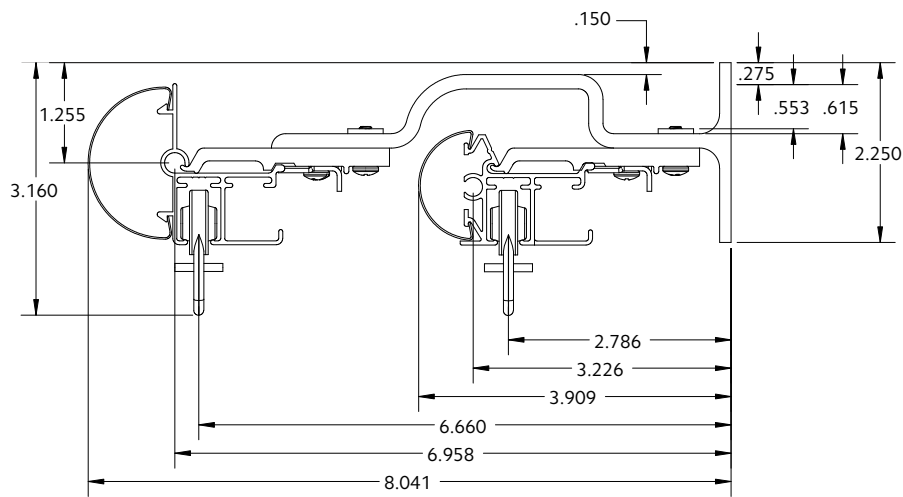


&

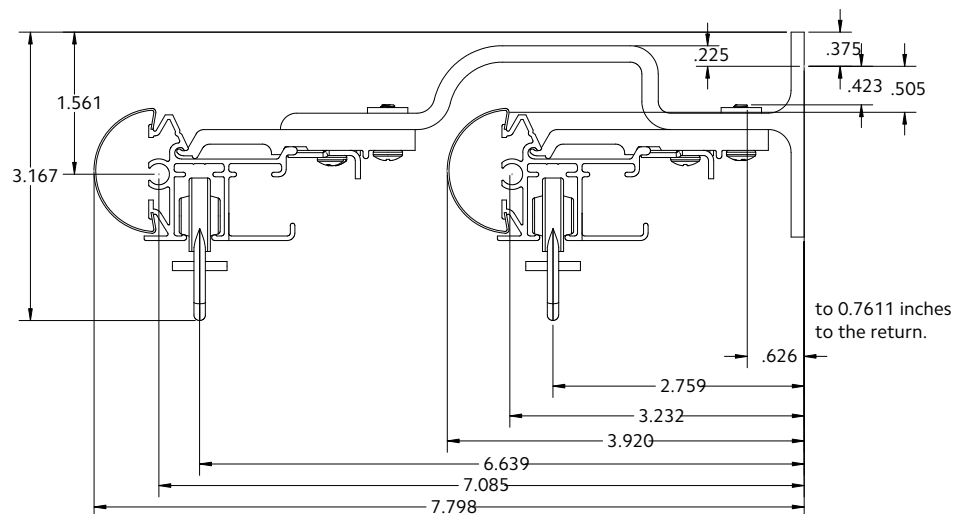
94130xxx



2" Front & 1 3/8" Back Double Wall Mount



1 3/8" Front & 1 3/8" Back Double Wall Mount



Calculating Drapery Weight

1. Fabric Weight

Some fabric samples list on the back of the swatch the weight listed in Ounces/SqYd (ounces per square yard). Call the manufacturer for the weight if not listed.

2. Lining Weight

Most drapery linings are 2oz - 4oz per square yard.

Drapery Weight Formula

Total Square Yards = (total yards x 36 x fabric width) ÷ 1296 (1-square yard)

Weight = total square yards x weight in ounces per SqYd) ÷ 16 oz in lb

Example 32 yards of 54" wide fabric weighing 14 oz/SqYd
Total square yards = (32 x 36 x 54) = 62,208 ÷ 1296 = 48 SqYds
Weight = (48 x 14oz) = 672 ÷ 16 = 42 lbs

Lining Weight Formula

Total Square Yards = (total yards x 36 x fabric width) ÷ 1296 (1-square yard)

Weight = total square yards x weight in ounces per SqYd) ÷ 16 oz in lb

Example 32 yards of 54" wide fabric weighing 6 oz/SqYd
Total square yards = (32 x 36 x 54) = 62,208 ÷ 1296 = 48 SqYds
Weight = (48 x 4oz) = 192 ÷ 16 = 12 lbs

Fabrics by Weight

Contact the fabric manufacturer for your specific fabric weight.

Fabric Type	Weight per Square Yard
Drapery Lining	2-4oz
Interlining	5-6oz
Blackout Lining	6-10oz
Bump Lining	12-14oz
Silks	2-4oz
Chintz	2-4oz
Printed Cottons	4-6oz
Linens	6-10oz
Jacquards	10-14oz
Velvets	14-18oz

Designer Metals™ 1 3/8" Estate™ Traverse Rod

1 3/8" Assembled Set with Slides



Manual Traversing Rods with Selected Carriers

Unit of Measure

Foot- Orders over 8 feet will be spliced.
A Keystone will be provided to cover the splice.

AMP™ Motorization Upcharge

Charger, item #62201300 included. Remotes sold separately.

Product Number & Finish

83687867	Antique Silver	83687925	Elegant Brass	83687924	Polished Nickel
83687922	Black	83687920	Gilded Bronze	83687923	Satin Nickel
83687919	Brushed Bronze	83687926	Gunmetal		

1 3/8" Assembled Set with Wheeled Ripplefold™ Carriers



Manual Traversing Rods with Selected Carriers

Unit of Measure

Foot- Orders over 8 feet will be spliced.
A Keystone will be provided to cover the splice.


AMP™ Motorization Upcharge

Charger, item #62201300 included. Remotes sold separately.

Product Number & Finish

83688867	Antique Silver	83688925	Elegant Brass	83688924	Polished Nickel
83688922	Black	83688920	Gilded Bronze	83688923	Satin Nickel
83688919	Brushed Bronze	83688926	Gunmetal		

1 3/8" Estate™ Keystone



Fits

1 3/8" Designer Metals
Estate™ Traverse Rods

Quantity per Box

25 pieces per box

Product Number & Finish

1832226	Antique Silver	1043926	Elegant Brass	1832232	Polished Nickel
1832227	Black	1832230	Gilded Bronze	1832233	Satin Nickel
1832228	Brushed Bronze	1043969	Gunmetal		

* Assembled sets do not include finials. Additional slides can be ordered at a charge.
Otherwise, a standard set includes 4 slides per foot.

Designer Metals™ 2" Estate™ Traverse Rod

2" Assembled Set with Slides



Manual Traversing Rods with Selected Carriers

Unit of Measure

Foot- Orders over 8 feet will be spliced.
A Keystone will be provided to cover the splice.

AMP™ Motorization Upcharge

Charger, item #62201300 included. Remotes sold separately.

Product Number & Finish

93685867	Antique Silver	93685925	Elegant Brass	93685924	Polished Nickel
93685922	Black	93685920	Gilded Bronze	93685923	Satin Nickel
93685919	Brushed Bronze	93685926	Gunmetal		

2" Assembled Set with Wheeled Ripplefold™ Carriers



Manual Traversing Rods with Selected Carriers

Unit of Measure

Foot- Orders over 8 feet will be spliced.
A Keystone will be provided to cover the splice.


AMP™ Motorization Upcharge

Charger, item #62201300 included. Remotes sold separately.

Product Number & Finish

93686867	Antique Silver	93686925	Elegant Brass	93686924	Polished Nickel
93686922	Black	93686920	Gilded Bronze	93686923	Satin Nickel
93686919	Brushed Bronze	93686926	Gunmetal		

2" Estate™ Keystone



Fits

2" Designer Metals
Estate™ Traverse Rods

Quantity per Box

25 pieces per box

Product Number & Finish

1832234	Antique Silver	1043927	Elegant Brass	1832240	Polished Nickel
1832235	Black	1832238	Gilded Bronze	1832241	Satin Nickel
1832236	Brushed Bronze	1043970	Gunmetal		

* Assembled sets do not include finials. Additional slides can be ordered at a charge.
Otherwise, a standard set includes 4 slides per foot.

Designer Metals™ Finial & Endcap Selection

Find pricing and item numbers in the Designer Metals™ Catalog.



Antique Silver



Black



Brushed Bronze



Elegant Brass



Gilded Bronze



Gunmetal



Polished Nickel



Satin Nickel

Archer



	A (depth)	B (height)	C (width)
1 3/8"	4"	3 3/16"	3 3/16"
2"	-	-	-

Available in all colors.
Use guide below for size reference.

Briggs



	A (depth)	B (height)	C (width)
1 3/8"	4"	3 3/16"	3 3/16"
2"	-	-	-

Available in all colors.
Use guide below for size reference.

Corsa



	A (depth)	B (height)	C (width)
1 3/8"	1 5/8"	2 1/2"	2 1/2"
2"	2 1/4"	3 1/2"	3 1/2"

Available in all colors.
Use guide below for size reference.

Lenn



	A (depth)	B (height)	C (width)
1 3/8"	1 5/16"	3"	3"
2"	-	-	-

Available in all colors.
Use guide below for size reference.

Odessa



	A (depth)	B (height)	C (width)
1 3/8"	3 7/32"	2 7/16"	2 7/16"
2"	-	-	-

Available in all colors.
Use guide below for size reference.

Pandora



	A (depth)	B (height)	C (width)
1 3/8"	4"	2 3/4"	2 3/4"
2"	5 5/8"	3 3/4"	3 3/4"

Available in all colors.
Use guide below for size reference.

Round Endcap



	A (depth)	B (height)	C (width)
1 3/8"	1 1/8"	1 1/2"	1 1/2"
2"	-	-	-

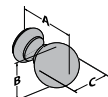
Available in all colors.
Use guide below for size reference.

Square Endcap



	A (depth)	B (height)	C (width)
1 3/8"	1 5/8"	1 5/8"	1 5/8"
2"	-	-	-

Available in all colors.
Use guide below for size reference.



Use the measurement guide to the left to help determine the correct dimensions for each product.

Elmore



A (depth)	B (height)	C (width)
1 3/8"	3"	1 1/2"
2"	-	-

Available in all colors.
Use guide below for size reference.

Emerson



A (depth)	B (height)	C (width)
1 3/8"	2 7/8"	2 3/8"
2"	-	-

Available in all colors.
Use guide below for size reference.

Europa



A (depth)	B (height)	C (width)
1 3/8"	3"	2 3/8"
2"	4 1/4"	3 3/8"

Available in all colors.
Use guide below for size reference.

Harlow



A (depth)	B (height)	C (width)
1 3/8"	4"	1 3/4"
2"	-	-

Available in all colors.
Use guide below for size reference.

Quinn



A (depth)	B (height)	C (width)
1 3/8"	3 3/16"	2 7/16"
2"	-	-

Available in all colors.
Use guide below for size reference.

Rao



A (depth)	B (height)	C (width)
1 3/8"	7/8"	1 7/8"
2"	1 1/8"	2 1/2"

Available in all colors.
Use guide below for size reference.

Stratta



A (depth)	B (height)	C (width)
1 3/8"	2 1/4"	2 5/8"
2"	3 1/8"	3 5/8"

Available in all colors.
Use guide below for size reference.

Vivien



A (depth)	B (height)	C (width)
1 3/8"	3 5/8"	2 5/8"
2"	-	-

Available in all colors.
Use guide below for size reference.

Wood Trends 1 3/8" Estate™ Traverse Rods

1 3/8" Assembled Set with Slides



Manual Traversing Rods with Selected Carriers					
Unit of Measure					
Foot					
AMP™ Motorization Upcharge					
Charger, item #62201300 included. Remotes sold separately.					
Product Number & Finish					
94675059	Black	94675820	Estate Oak	94675835	Truffle
94675841	Coffee	94675083	Mahogany	94675025	White
94675825	Dark Chocolate	94675830	Marble		

Assembled Set with Wheeled Ripplefold™ Carriers



Manual Traversing Rods with Selected Carriers					
Unit of Measure					
Foot					
AMP™ Motorization Upcharge					
Charger, item #62201300 included. Remotes sold separately.					
Product Number & Finish					
94676058	Black	94676820	Estate Oak	94676835	Truffle
94676841	Coffee	94676083	Mahogany	94676025	White
94676825	Dark Chocolate	94676830	Marble		

* Assembled sets do not include finials. Additional slides can be ordered at a charge. Otherwise, a standard set includes 4 slides per foot.

Wood Trends 2" Estate™ Traverse Rods

Assembled Set with Slides



Manual Traversing Rods with Selected Carriers

Unit of Measure

Foot

AMP™ Motorization Upcharge

Charger, item #62201300 included. Remotes sold separately.

Product Number & Finish

95675059	Black	95675820	Estate Oak	95675835	Truffle
95675841	Coffee	95675083	Mahogany	95675025	White
95675825	Dark Chocolate	95675830	Marble		

Assembled Set with Wheeled Ripplefold™ Carriers



Manual Traversing Rods with Selected Carriers

Unit of Measure

Foot

AMP™ Motorization Upcharge

Charger, item #62201300 included. Remotes sold separately.

Product Number & Finish

95676058	Black	95676820	Estate Oak	95676835	Truffle
95676841	Coffee	95676083	Mahogany	95676025	White
95676825	Dark Chocolate	95676830	Marble		

* Assembled sets do not include finials. Additional slides can be ordered at a charge. Otherwise, a standard set includes 4 slides per foot.

Wood Trends™ Finial & Endcap Selection

Find pricing and item numbers in the Wood Trends™ Catalog.



Black



Coffee




Dark Chocolate



Estate Oak




Mahogany



Marble



Truffle



White



Unfinished

Button Ball



	A (depth)	B (height)	C (width)
1 3/8"	3 1/2"	2 1/2"	2 1/2"
2"	4 5/8"	3 1/2"	3 1/2"

Available in all colors.
Use guide below for size reference.

Chaucer



	A (depth)	B (height)	C (width)
1 3/8"	3 3/4"	3 1/4"	3 1/4"
2"	4 3/8"	3 3/4"	3 3/4"

Available in all colors.
Use guide below for size reference.

Ethan



	A (depth)	B (height)	C (width)
1 3/8"	2 3/4"	3 1/4"	3 1/4"
2"	4"	4 3/4"	4 3/4"

Available in all colors.
Use guide below for size reference.

Hugo



	A (depth)	B (height)	C (width)
1 3/8"	2"	2 1/2"	2 1/2"
2"	2 7/8"	3 3/4"	3 3/4"

Available in all colors.
Use guide below for size reference.

Miller



	A (depth)	B (height)	C (width)
1 3/8"	2 3/8"	3"	3"
2"	3 1/2"	4 1/2"	4 1/2"

Available in all colors.
Use guide below for size reference.

Sherwood



	A (depth)	B (height)	C (width)
1 3/8"	3 3/4"	2 3/4"	2 3/4"
2"	5"	3"	3"

Available in all colors.
Use guide below for size reference.

Warren



	A (depth)	B (height)	C (width)
1 3/8"	1 1/4"	2 1/2"	2 1/2"
2"	1 5/8"	3 3/4"	3 3/4"

Available in all colors.
Use guide below for size reference.

Wood Ball



	A (depth)	B (height)	C (width)
1 3/8"	3 1/2"	2 1/2"	2 1/2"
2"	5 1/4"	3 3/4"	3 3/4"

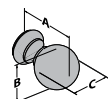
Available in all colors.
Use guide below for size reference.

Endcap



	A (depth)	B (height)	C (width)
1 3/8"	3/4"	2"	2"
2"	1 3/8"	3"	3"

Available in all colors.
Use guide below for size reference.



Use the measurement guide to the left to help determine the correct dimensions for each product.



Wrought Iron 1 3/8" Estate™ Traverse Rods

1 3/8" Assembled Set with Slides



Manual Traversing Rods with Selected Carriers

Unit of Measure

Foot

AMP™ Motorization Upcharge

Charger, item #62201300 included. Remotes sold separately.

Product Number & Finish

83697770	Black	83697805	Heirloom Copper
83697803	Chalk	83697802	Iron Oxide
83697804	Graphite	83697777	Rust

1 3/8" Assembled Set with Wheeled Ripplefold™ Carriers



Manual Traversing Rods with Selected Carriers

Unit of Measure

Foot

AMP™ Motorization Upcharge

Charger, item #62201300 included. Remotes sold separately.

Product Number & Finish

83698770	Black	83698805	Heirloom Copper
83698803	Chalk	83698802	Iron Oxide
83698804	Graphite	83698777	Rust

1 3/8" Estate™ Keystone



Fits

Quantity per Box

1 3/8" Estate™ Traverse Rods

25 pieces per box


Product Number & Finish

1833770	Black	1833804	Graphite	1833802	Iron Oxide
1833803	Chalk	1833805	Heirloom Copper	1833777	Rust


* Assembled sets do not include finials. Additional slides can be ordered at a charge. Otherwise, a standard set includes 4 slides per foot.

Wrought Iron Finial & Endcap Selection


Find pricing and item numbers in the Wrought Iron Catalog.



Black



Chalk



Graphite



Heirloom Copper



Iron Oxide



Rust

Axiom



	A (depth)	B (height)	C (width)
1"	3 1/4"	2 7/8"	2 7/8"
1 3/8"	3 13/16"	3 3/8"	3 3/8"

Available in all colors.
Use guide below for size reference.

Darby



	A (depth)	B (height)	C (width)
1"	2 7/16"	1 1/2"	1 1/2"
1 3/8"	3 1/4"	2"	2"

Available in all colors.
Use guide below for size reference.

Lincoln



	A (depth)	B (height)	C (width)
1"	2 1/4"	1 13/16"	1 13/16"
1 3/8"	2 5/8"	2 1/8"	2 1/8"

Available in all colors.
Use guide below for size reference.

Otto



	A (depth)	B (height)	C (width)
1"	2 1/16"	2 11/16"	2 11/16"
1 3/8"	2 9/16"	3 1/4"	3 1/4"

Available in all colors.
Use guide below for size reference.

Pedestal Ball



	A (depth)	B (height)	C (width)
1"	4 7/8"	2 7/8"	2 7/8"
1 3/8"	4 7/8"	3 3/8"	3 3/8"

Available in all colors.
Use guide below for size reference.

Petite Faucet



	A (depth)	B (height)	C (width)
1"	1 3/4"	1 3/4"	1 3/4"
1 3/8"	2 3/8"	2 3/16"	2 3/16"

Available in all colors.
Use guide below for size reference.

Petite Modern Ball



	A (depth)	B (height)	C (width)
1"	2"	1 3/4"	1 3/4"
1 3/8"	3 3/8"	1 15/16"	1 15/16"

Available in all colors.
Use guide below for size reference.

Ponce



	A (depth)	B (height)	C (width)
1"	4 13/16"	1 1/8"	1 1/8"
1 3/8"	5 1/2"	1 1/4"	1 1/4"

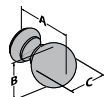
Available in all colors.
Use guide below for size reference.

Endcap



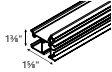


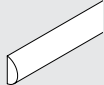
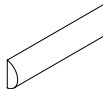
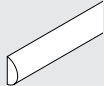
	A (depth)	B (height)	C (width)
1"	7/8"	1 7/8"	1 7/8"
1 3/8"	1 1/8"	2 1/2"	2 1/2"

Available in all colors.
Use guide below for size reference.

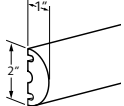
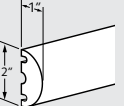
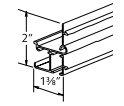
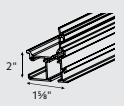



Use the measurement guide to the left to help determine the correct dimensions for each product.

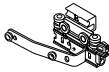


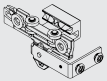








Estate™ 1 3/8" Decorative Traverse Rod Components

Item	Product No. & Finish	Description	Quantity per Box
	8361116061 Gray	1 3/8" Estate™ Rod Extrusion 16 foot	128 feet per box
	8361116064 Bronze		
	84315064 Bronze	1 3/8" Estate™ Rod Right Endcap	20 pieces per box
	84315025 White		
	84316064 Bronze	1 3/8" Estate™ Rod Left Endcap	20 pieces per box
	84316025 White		
	1832242 Antique Silver	1 3/8" Designer Metals™ Estate™ Fascia 8 foot	96 feet per box
	1832243 Black		
	1832244 Brushed Bronze		
	1043898 Elegant Brass		
	1832246 Gilded Bronze		
	1043942 Gunmetal		
	1832248 Polished Nickel		
	1832249 Satin Nickel		
	8350516059 Black	1 3/8" Wood Trends™ Estate™ Fascia 16 foot	64 feet per box
	8350516841 Coffee		
	8350516825 Dark Chocolate		
	8350516820 Estate Oak		
	8350516083 Mahogany		
	8350516830 Marble		
	8350516835 Truffle		
	8350516025 White		
	56498770 Black	1 3/8" Wrought Iron Estate™ Fascia 16 foot	96 feet per box
	56498803 Chalk		
	56498804 Graphite		
	56498805 Heirloom Copper		
	56498802 Iron Oxide		
	56498777 Rust		





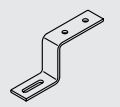

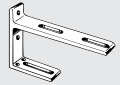

Estate™ 2" Decorative Traverse Rod Components

Item	Product No. & Finish	Description	Quantity per Box
	1832250	Antique Silver	2" Designer Metals™ Estate™ Fascia 8 foot 96 feet per box
	1832251	Black	
	1832252	Brushed Bronze	
	1043914	Elegant Brass	
	1832254	Gilded Bronze	
	1043958	Gunmetal	
	1832256	Polished Nickel	
	1832257	Satin Nickel	
	9350516059	Black	2" Wood Trends™ Estate™ Fascia 16 foot 64 feet per box
	9350516841	Coffee	
	9350516825	Dark Chocolate	
	9350516820	Estate Oak	
	9350516083	Mahogany	
	9350516830	Marble	
	9350516835	Truffle	
	9350516025	White	
	9350516091	Unfinished	
	9360116061	Gray	Estate™ Rod Aluminum Track <i>For use with rounded fascias</i> 16 foot 128 feet per box
	9360116064	Bronze	
	8360116061	Gray	Estate™ Rod Aluminum Track 16 foot 128 feet per box
	8360116059	Black	
	8360116064	Bronze	
	8360116025	White	
	84305025	White	Estate™ Rod Universal Endcap 20 pieces per box


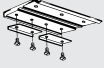

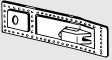









Estate™ 1 3/8" & 2" Decorative Traverse Rod Components

Item	Product No. & Finish	Description	Quantity Per Box
	84103059 Black 84103061 Zinc	Architrac® Series 94001 Right Wheeled Overlap Master	10 pieces per box
	84104059 Black 84104061 Zinc	Architrac® Series 94001 Left Wheeled Overlap Master	10 pieces per box
	84213059 Black 84213061 Zinc	Wheeled Butt Master Carrier Right	10 pieces per box
	84214059 Black 84214061 Zinc	Wheeled Butt Master Carrier Left	10 pieces per box
	84110059 Black 84110025 Zinc	Wheeled Butt Master Carrier Right	10 pieces per box
	84111059 Black 84111025 Zinc	Wheeled Butt Master Carrier Left	10 pieces per box
	82100059 Black 82100025 White	100% Wheeled Ripplefold™ Carriers	500 pieces per box
	82080059 Black 82080025 White	80% Wheeled Ripplefold™ Carriers	500 pieces per box
	82060059 Black 82060025 White	60% Wheeled Ripplefold™ Carriers	500 pieces per box
	82120059 Black 82120025 White	120% Wheeled Ripplefold™ Carriers	100 pieces per box
	82001059 Black 82001064 Bronze 82001061 Gray 82001025 White	Ripplefold™ 2 Sides Snap Pendant <i>For use with wheeled slides</i>	500 pieces per box
	86700059 Black 86700064 Bronze 86700061 Gray 86700025 White	16mm Ball Bearing Carrier	100 pieces per box





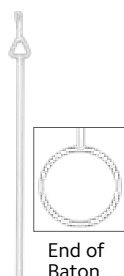

Estate™ 1 3/8" & 2" Decorative Traverse Rod Components

Item	Product No. & Finish	Description	Quantity Per Box
	94125090 Anodized 94125025 White	Double Wall Bracket Clearance: 1 1/4"-2 1/2" Return: 6" <i>For use with ceiling bracket 94130xxx</i>	20 pieces per box
	94130090 Anodized 94130025 White	Ceiling Bracket	20 pieces per box
	1857324 Black 1856978 Brushed Bronze 1856973 Satin Nickel	Designer Metals™ Wall Bracket Clearance: 1 3/4"-3 1/4" Return: 3 1/2"-4 1/2"	20 pieces per box
	94129061 Zinc	Wall Bracket Clearance: 1 3/4"-3 1/4" Return: 3 1/2"-4 1/2"	20 pieces per box
	71134110 Satin Brass	Double Bracket	10 pieces per box
	1796061 Zinc	Ceiling Mount Bracket <i>For use with ceiling bracket 94130xxx</i>	50 pieces per box
	94162061 Zinc	Return Plate	500 pieces per box
	71132062 Antique Brass 71132006 Black 71132110 Satin Brass 71132012 Satin Nickel	Double Bracket	10 pieces per box
	51238025 White	Cover Plate	20 pieces per box





Estate™ 1 3/8" & 2" Decorative Traverse Rod Components

Item	Product No. & Finish	Description	Quantity Per Box
	921451059 Black 921451058 Clear 921451025 White	1" Ripplefold™ Snap Tape	100 yards per box
	94109090 Anodized	Splice	20 pieces per box
	94145025 White	Pleated Stiffener with Grommets	100 pieces per box
	94146025 White	Ripplefold™ Stiffener with Grommets	100 pieces per box
	92125061 Zinc	Male Snap	100 pieces per box
	92126061 Zinc	Eyelet for Male Snap	100 pieces per box
	91223061 Zinc	Rod Stop	100 pieces per box
	84301058	Two-Way Universal Pulley Assembly	20 pieces per box
	84302058	One-Way Universal Pulley Assembly	20 pieces per box
	412000890 Black 412000370 Bronze 412000820 Gray 6810355000 White	3.5mm Traverse Cord	142 yards per roll
	1042822 White	Tension Device for Traverse Rods	250 pieces per box
	1045674	Cord Tension Device Kit	250 pieces per box
	1045048	Tension Device Warning Tag	1 pack - 1,000 pieces per pack

Estate™ 1 3/8" & 2" Decorative Traverse Rod Components

Item	Product No. & Finish	Description	Quantity Per Box
	1037765	Antique Silver	Designer Metals Baton 36" with clip 6 pieces per box
	1037766	Black	
	1037767	Brushed Bronze	
	1043922	Elegant Brass	
	1037769	Gilded Bronze	
	1043966	Gunmetal	
	1037820	Polished Nickel	
	1037821	Satin Nickel	
	1037822	Antique Silver	Designer Metals Baton 48" with clip 6 pieces per box
	1037823	Black	
	1037824	Brushed Bronze	
	1043923	Elegant Brass	
	1037826	Gilded Bronze	
	1043967	Gunmetal	
	1037827	Polished Nickel	
	1037828	Satin Nickel	
	1037829	Antique Silver	Designer Metals Baton 60" with clip 6 pieces per box
	1037830	Black	
	1037831	Brushed Bronze	
	1043925	Elegant Brass	
	1037833	Gilded Bronze	
	1043968	Gunmetal	
	1037834	Polished Nickel	
	1037835	Satin Nickel	
	1037836	White	Designer Metals Baton 36" with clip ADA Compliant 6 pieces per box
	1037837	White	Designer Metals Baton 48" with clip ADA Compliant 6 pieces per box
	1037838	White	Designer Metals Baton 60" with clip ADA Compliant 6 pieces per box

Estate™ 1 3/8" & 2" Decorative Traverse Rod Components

Item	Product No. & Finish	Description	Quantity Per Box
 End of Baton	1037839	Unfinished	Wood Trends Baton 36" with clip 6 pieces per box
	1037840	Black	
	1037841	Coffee	
	1037842	Dark Chocolate	
	1037843	Mahogany	
	1037844	Marble	
	1037845	Truffle	
	1037846	Estate Oak	
	1037847	White	
 End of Baton	1037848	Unfinished	Wood Trends Baton 48" with clip 6 pieces per box
	1037849	Black	
	1037850	Coffee	
	1037851	Dark Chocolate	
	1037852	Mahogany	
	1037853	Marble	
	1037854	Truffle	
	1037855	Estate Oak	
	1037856	White	
 End of Baton	1037857	Unfinished	Wood Trends Baton 60" with clip 6 pieces per box
	1037858	Black	
	1037859	Coffee	
	1037860	Dark Chocolate	
	1037861	Mahogany	
	1037862	Marble	
	1037863	Truffle	
	1037864	Estate Oak	
	1037865	White	
 End of Baton	1037866	Unfinished	Wood Trends Baton 72" with clip 6 pieces per box
	1037867	Black	
	1037868	Coffee	
	1037869	Dark Chocolate	
	1037870	Mahogany	
	1037871	Marble	
	1037872	Truffle	
	1037873	Estate Oak	
	1037874	White	



1 3/8" Designer Metals | Black
Briggs | Black + Satin Nickel
Satin Nickel

ARCHITRAC® SERIES: PRACTICAL PRECISION

Perfect union of **efficiency** and **performance** in one package.

Multiple configurations to suit all of your needs.

Simple solutions for complex drapery needs.

With the versatility of Architrac, it's no wonder this high performing track can be found in a variety of spaces. Residential and commercial applications can benefit from the function of this simple track. Configure your track to meet your needs, then watch it exceed your expectations.





CONTENTS

- 48 Overview
- 50 Why Architrac®
- 51 Operating Systems
- 52 Architrac® at a Glance
- 54 Series 94001 & Components
- 58 Series 94003 & Components
- 60 Series 94004 & Components
- 62 Series 94005 & Components
- 64 Series 9046 & Components
- 68 Series 9600 & Components
- 72 K-Rail & Components
- 74 Architrac® Components



COLLECTION OVERVIEW

7 **UNIQUE SYSTEMS**
Versatility at it's best

3 **DRAPERY HEADINGS**
Pleated, Ripplefold™, Cubicle*

5 **DRAW TYPES**
Motorized, Hand, Baton,
Baton Duplex and Cord

1 **PRACTICAL COLLECTION**

AMP™ MOTORIZATION COMPATIBLE
Architrac® Series 94001 only

1 | Series 94001
2 | Series 94003

3 | Series 94004
4 | Series 94005
5 | K-Rail
6 | Series 9046
7 | Series 9600





3



4



5



6

7

/ 49

Why Architrac®

The Architrac® heading system supports the three most popular drapery heading styles, Ripplefold™, pleated and cubicle. Outstanding functionality for commercial applications, versatile enough for residential applications, Architrac® delivers performance for the most demanding applications. All assembled sets come complete and ready-to-install, and are available in manually traversing systems, or Series 94001 can be upgraded with AMP™ Motorization.

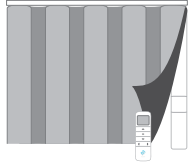
A perfect complement to the Architrac® series, our new K-Rail allows you to use any of our 1 $\frac{3}{8}$ " finials from any of our collections, no matter the material or finish. You now have the ultimate power to customize your design since our K-Rail is designed in finishes that complement all of our collection finishes perfectly. You can finally bring your project to another level of customization.



Operating Systems

Motorized Draw

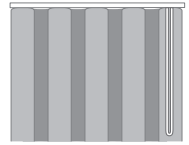
AMP™ Motorization



- Easy to use
- Quiet, powerful motor
- Pleated or Ripplefold™
- For Estate™ Traverse Rods or Architrac® Series 94001
- For more information, see page 8

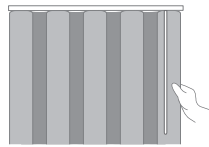
Manual Draw

Cord Draw



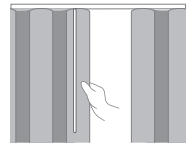
- Easy to use
- Pleated or Ripplefold™

Hand/Baton Draw



- Easy to use
- A gentle tug allows drapery to glide across track
- Pleated or Ripplefold™


Baton Duplex Draw



- Easy to use
- Used on split draw rods
- Pleated or Ripplefold™
- When the baton is pulled on one stack, draperies on both sides of the traverse rod open or close


Header Styles

Ripplefold



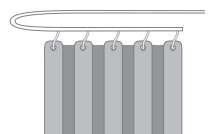
- Panels can be pressed flat, yet fall into fold
- No hooks or pins
- Headings are suspended under track
- Stack back is less than conventional pleated draperies
- Draperies snap on/off carriers for easy installation
- Interior drapery appearance is identical to exterior-facing appearance

Pleated



- A classic header option
- Can be used with most track systems using slip-in or pin-on hooks
- Headings can be suspended under the track or over the face of the track to conceal hardware
- Four carriers per foot is standard, additional carriers or rings can be ordered

Cubicle



- An excellent choice where privacy is necessary; often found in healthcare facilities, this heading style can be used more creatively as a soft treatment room divider or a shower curtain rod
- Smooth, snag free operation
- Extra durable extruded aluminum constructions
- Inner surface is center grooved for easy installation

Architrac® at a Glance

To help determine which system is right for your project, use the guideline below to select the best fit. For more detailed information about each track, please visit our resource library at kirsch.com.

Architrac® Series	94001	94003	94004	94005	9046	9600	K-Rail
What is your preferred Draw type?							
Hand Baton Draw	•	•	•	•	•	•	•
Cord Duplex Draw	•						
Motorized	•						
What is your preferred Drapery Heading type?							
Pleated	•	•	•	•	•	•	•
Cubicle		•	•	•	•	•	•
Ripplefold™	•	•	•	•			•
What is your mounting location?							
Ceiling Mount	•	•	•	•	•	•	•
Wall Mount	•	•				•	•
Recessed Mount	•	•	•	•	•	•	
Suspension Mount						•	
Is an Angular Bend or Curve needed? (Architrac® Series 94001 with AMP™ Motorization cannot be bent or curved)							
Can be bent or curved	•	•		•	•	•	
What is the Maximum Track Length?							
One-Way with manual up to:	20'	20'	16'	16'	16'	20'	16'
Two-Way with manual up to:	40'	20'	32'	32'	32'	40'	16'
One-Way with Motorization up to:	16'	-	-	-	-	-	-
Two-Way with Motorization up to:	16'	-	-	-	-	-	-
What are the Fabric Weight requirements? (weight shown is pounds per linear foot)							
One-Way	4 LBS	4 LBS	4 LBS	4 LBS	4 LBS	4 LBS	4 LBS
Two-Way	4 LBS	4 LBS	4 LBS	4 LBS	4 LBS	4 LBS	4 LBS



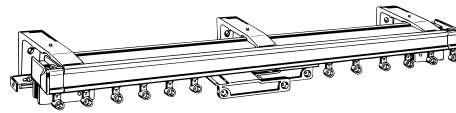
Architrac® Series 94001

Series 94001 Overview

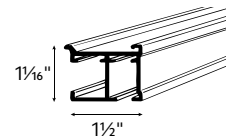
Overview

- AMP™ Motorization available
- Assembled sets includes all necessary components
- Most versatile Architrac® Rod
- Heavy duty, ball bearing pulleys
- Heavy duty, wheeled (Ripplefold™) or ball bearing (pleated) carriers
- Can be curved or bent (not available for motorized tracks)
- Wall or ceiling mount available
- Manual or Motorized Drawn Rods

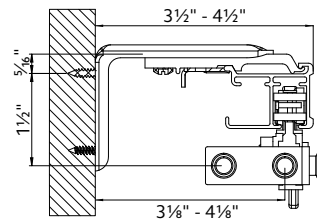
Track Style



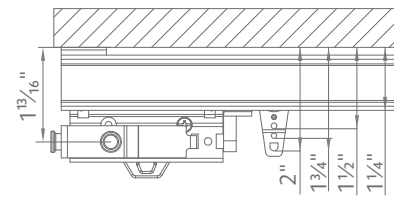
Dimensions




Wall Mount



Ceiling Mount



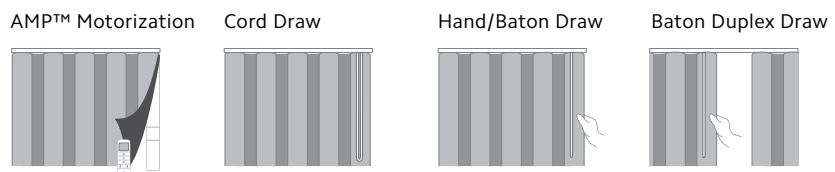
Available Colors



Draw	Mount	Operation	Maximum Track Set	Maximum Fabric Weight	Pounds Per Foot
One-Way	Ceiling	Manual	20'	80 lbs.	4
	Wall	Motorized	16'	64 lbs.	4
Two-Way	Ceiling	Manual	40'	160 lbs.	4
	Wall	Motorized	16'	64 lbs.	4

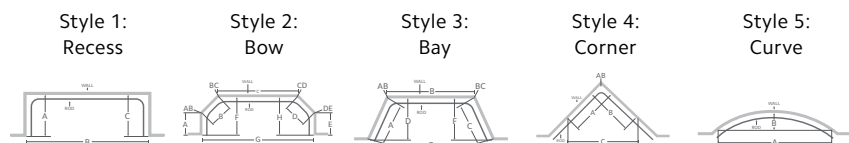
Max track lengths and maximum fabric weights do not apply to curved tracks. Send complete specifications and fabric weight to customer service for feasibility.

Available Draw Types



Available Bends

Architrac® Series 94001 with AMP™ Motorization cannot be bent or curved.



For more detailed information about this track, please visit our resource library at kirsch.com.

Architrac® Series 94001

Series 94001 Set & Tracks



Manual Traversing Rods with Selected Carriers

AMPT™ Motorization Upcharge

Charger, item #62201300 included. Remotes sold separately.

Product Number & Finish

94270H025 White	94270H064 Bronze
94270H090 Gray	94270H059 Black

20' tracks available in white only.

Assembled Set

Track Size	1.5' to 2'	4'	6'	8'	10'	12'	14'	16'	20'	24'	28'	32'	36'	40'
ONE-WAY DRAW MAXIMUM														

Track Only

Track Size	1.5' to 2'	4'	6'	8'	10'	12'	14'	16'	20'
------------	------------	----	----	----	-----	-----	-----	-----	-----

***Bend Fee:** \$75 per bend.

***Curve Fee:** \$17 per foot fee. To calculate total cost of curve fee multiply \$17 times the total track length in feet. The minimum curving fee per track is \$109.

***Crating fee:** Crating fee is not included in the bending fee or minimum curving fee. A \$50 fee **per line** will be applied as a surcharge to orders. To calculate the total crating fee multiply the number of order lines you are ordering by \$50.

Example 1:

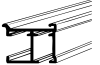




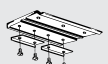

Order line 1 has qty of 5 rods that are all the same length and same bend/curve 1 order line x \$50 crating fee per rod = \$50.00 in total crating fees

Example 2:

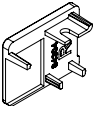







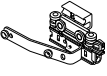


Order line 1 has qty of 1 rod with a bow bend
 Order line 2 has qty of 2 rods with a curve
 Order line 3 has qty of 2 rods with a bay bend
 3 order lines x \$50 crating fee per rod = \$150.00 in total crating fees.

****Crating Fee Exception:** If there is an order that has a large quantity of rods the same length and same bend/ curve and all rods cannot fit into one crate, an additional crate fee of \$50 will be applied.

Series 94001 Components








Item	Product No. & Finish	Description	Quantity Per Box
	9400112025 White	Aluminum Track 12' PC Compatible with: Architrac Series 94001	192 feet per box
	9400116061 Gray 9400116059 Black 9400116064 Bronze 9400116025 White	Aluminum Track 16' PC Compatible with: Architrac Series 94001	256 feet per box
	9400120025 White	Aluminum Track 20' PC Compatible with: Architrac Series 94001	320 feet per box
	94130090 Anodized 94130025 White	Ceiling Bracket Compatible with: Architrac Series 94001	20 pieces per box
	84129059 Black 84129064 Bronze 84129025 White 84129061 Zinc	Wall Bracket Compatible with: Architrac Series 94001	20 pieces per box
	94109090 Anodized	Splice Compatible with: Architrac Series 94001	20 pieces per box
	84303059 Black 84303064 Bronze 84303061 Gray 84303025 White	Right Endcap Compatible with: Architrac Series 94001	20 pieces per box

Architrac® Series 94001

Item	Product No. & Finish	Description	Quantity Per Box	
	84304059	Black	Left Endcap Compatible with: Architrac Series 94001	20 pieces per box
	84304064	Bronze		
	84304061	Gray		
	84304025	White		
	94121058	Clear	Center Pulley Compatible with: Architrac Series 94001	10 pieces per box
	84105061	Zinc	Right Wheeled Over the Top Master Compatible with: Architrac Series 94001	10 pieces per box
	84106061	Zinc	Left Wheeled Over the Top Master Compatible with: Architrac Series 94001	10 pieces per box
	84110059	Black	Right Wheeled Butt Master Compatible with: Architrac Series 94001	10 pieces per box
	84110025	White		
	84111059	Black	Left Wheeled Butt Master Compatible with: Architrac Series 94001	10 pieces per box
	84111025	White		
	84213059	Black	Wheeled Butt Master Carrier - Right Compatible with: Architrac Series 94001	10 pieces per box
	84213061	Zinc		
	84214059	Black	Wheeled Butt Master Carrier - Left Compatible with: Architrac Series 94001	10 pieces per box
	84214061	Zinc		
	84103059	Black	Right Wheeled Overlap Master Compatible with: Architrac Series 94001	10 pieces per box
	84103061	Zinc		
	84104059	Black	Left Wheeled Overlap Master Compatible with: Architrac Series 94001	10 pieces per box
	84104061	Zinc		
	4120000890	Black	3.5mm Traverse Cord Compatible with: Architrac Series 94001	142 yards per roll
	4120000370	Bronze		
	4120000820	Gray		
	6810355000	White		

*Baton with adapter is attached through fabric with hex head screw (94166061) and baton holder (94165058).
 Draperies must be fabricated with Kirsch® stiffener (94146025).

Architrac® Series 94001

Item	Product No. & Finish	Description	Quantity Per Box
	1042822 White	Tension Device for Traverse Rods Compatible with: Architrac Series 94001	250 pieces per box
	1045674	Cord Tension Device Kit Compatible with: Architrac Series 94001	250 pieces per box
	1045048	Tension Device Warning Tag Compatible with: Architrac Series 94001	1 pack - 1,000 pieces per pack
	94101059 Black 94101025 White	1" Right Ball Bearing Pulley Compatible with: Architrac Series 94001	10 pieces per box
	94102025 White	1" Left Ball Bearing Pulley Compatible with: Architrac Series 94001	10 pieces per box
	84301058	Universal Two-Way Pulley Assembly Compatible with: Architrac Series 94001	20 pieces per box
	84302058	Universal One-Way Pulley Assembly Compatible with: Architrac Series 94001	20 pieces per box

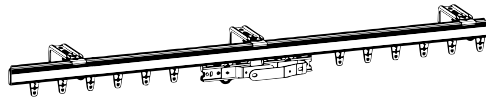
Architrac® Series 94003

Series 94003 Overview

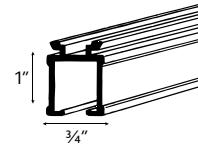
Overview

- Assembled sets includes all necessary components
- Most versatile baton draw track
- Heavy duty, wheeled (Ripplefold™) or ball bearing (pleated) carriers
- Can be curved or bent
- Wall or ceiling mount available
- Baton options available

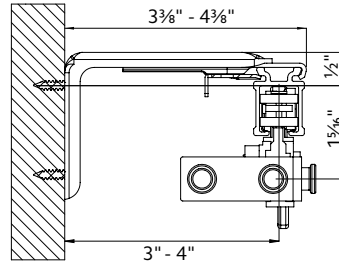
Track Style



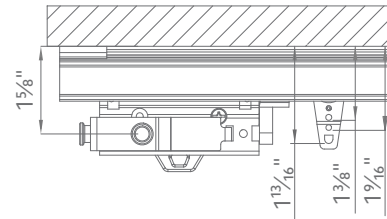
Dimensions




Wall Mount



Ceiling Mount



Available Colors



White



Gray



Bronze



Black

Draw	Mount	Operation	Maximum Track Set	Maximum Fabric Weight	Pounds Per Foot
One-Way	Ceiling	Manual	20'	80 lbs	4
	Wall Recessed				
Two-Way	Ceiling	Manual	40'	160 lbs	4
	Wall Recessed				

Max track lengths and maximum fabric weights do not apply to curved tracks. Send complete specifications and fabric weight to customer service for feasibility.

Available Draw Types

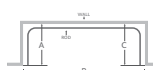
Hand/Baton Draw



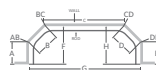
Available Bends

Architrac® Series 94001 with AMP™ Motorization cannot be bent or curved.

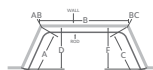
Style 1:
Recess



Style 2:
Bow



Style 3:
Bay



Style 4:
Corner



Style 5:
Curve



For more detailed information about this track, please visit our resource library at kirsch.com.

Architrac® Series 94003

Series 94003 Set & Tracks



Manual Traversing Rods with Selected Carriers

Product Number & Finish

94373025	White	94373064	Bronze
94373090	Gray	94373059	Black

20' tracks available in white only.

Assembled Set

Track Size	1.5' to 2'	4'	6'	8'	10'	12'	14'	16'	20'	24'	28'	32'	36'	40'
ONE-WAY DRAW MAXIMUM														

Track Only

Track Size	1.5' to 2'	4'	6'	8'	10'	12'	14'	16'	20'
------------	------------	----	----	----	-----	-----	-----	-----	-----

***Bend Fee:** \$75 per bend.

***Curve Fee:** \$17 per foot fee. To calculate total cost of curve fee multiply \$17 times the total track length in feet. The minimum curving fee per track is \$109.

***Crating fee:** Crating fee is not included in the bending fee or minimum curving fee. A \$50 fee **per line** will be applied as a surcharge to orders. To calculate the total crating fee multiply the number of order lines you are ordering by \$50.

Example 1:

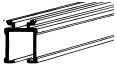
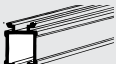
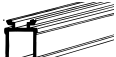
Order line 1 has qty of 5 rods that are all the same length and same bend/curve 1 order line x \$50 crating fee per rod = \$50.00 in total crating fees

Example 2:

Order line 1 has qty of 1 rod with a bow bend
 Order line 2 has qty of 2 rods with a curve
 Order line 3 has qty of 2 rods with a bay bend
 3 order lines x \$50 crating fee per rod = \$150.00 in total crating fees.

****Crating Fee Exception:** If there is an order that has a large quantity of rods the same length and same bend/ curve and all rods cannot fit into one crate, an additional crate fee of \$50 will be applied.

Series 94003 Components

Item	Product No. & Finish	Description	Quantity Per Box
	9400312025 White	Aluminum Track 12' PC Compatible with: Architrac Series 94003	216 feet per box
	9400316061 Gray 9400316059 Black 9400316064 Bronze 9400316025 White	Aluminum Track 16' PC Compatible with: Architrac Series 94003	288 feet per box
	9400320025 White	Aluminum Track 20' PC Compatible with: Architrac Series 94003	360 feet per box

Architrac® Series 94004

Series 94004 Overview

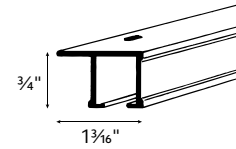
Overview

- Assembled sets includes all necessary components
- Low profile, baton draw rod ($\frac{3}{4}$ "
- Heavy duty, wheeled (Ripplefold™) or ball bearing (pleated) carriers
- Cannot be curved or bent
- Ceiling mount only
(Track pre-drilled 16" on center for direct ceiling mount)
- Baton options available

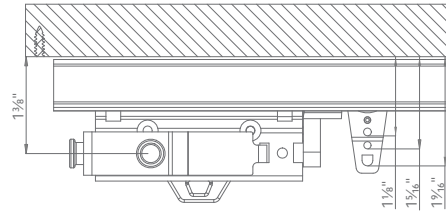
Track Style




Dimensions



Ceiling Mount



Available Colors



White



Gray



Bronze



Black

Draw	Mount	Operation	Maximum Track Set	Maximum Fabric Weight	Pounds Per Foot
One-Way	Ceiling Recessed	Manual	16'	64 lbs	4
Two-Way	Ceiling Recessed	Manual	32'	128 lbs	4

Max track lengths and maximum fabric weights do not apply to curved tracks. Send complete specifications and fabric weight to customer service for feasibility.

Available Draw Types

Hand/Baton Draw



For more detailed information about this track, please visit our resource library at kirsch.com.

Architrac® Series 94004

Series 94004 Set & Tracks



Manual Traversing Rods with Selected Carriers

Product Number & Finish

94374025	White	94374064	Bronze
94374090	Gray	94374059	Black

20' tracks available in white only.

Assembled Set

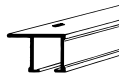
Track Size	1.5' to 2'	4'	6'	8'	10'	12'	14'	16'	20'	24'	28'	32'
ONE-WAY DRAW MAXIMUM												

Track Only

Track Size	1.5' to 2'	4'	6'	8'	10'	12'	14'	16'
------------	------------	----	----	----	-----	-----	-----	-----

Series 94004 Components

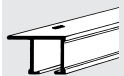
Item	Product No. & Finish	Description	Quantity Per Box
------	----------------------	-------------	------------------



9400412025 White

Aluminum Track 12' | PC
Compatible with: Architrac Series 94004

216 feet per box



9400416061 Gray
9400416059 Black
9400416064 Bronze
9400416025 White

Aluminum Track 16' | PC
Compatible with: Architrac Series 94004

288 feet per box

Architrac® Series 94005

Series 94005 Overview

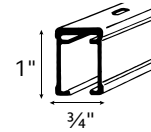
Overview

- Assembled sets includes all necessary components
- Heavy duty, wheeled (Ripplefold™) or ball bearing (pleated) carriers
- Can be curved or bent
- Ceiling mount only (Track pre-drilled 16" on center for direct ceiling mount)
- Baton options available

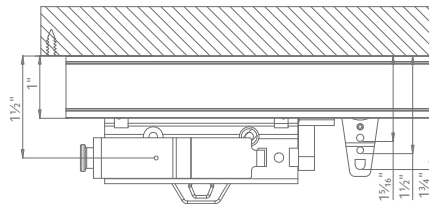
Track Style




Dimensions



Ceiling Mount



Available Colors



White



Gray



Bronze



Black

Draw	Mount	Operation	Maximum Track Set	Maximum Fabric Weight	Pounds Per Foot
One-Way	Ceiling Recessed	Manual	16'	64 lbs	4
Two-Way	Ceiling Recessed	Manual	32'	128 lbs	4

Max track lengths and maximum fabric weights do not apply to curved tracks. Send complete specifications and fabric weight to customer service for feasibility.

Available Draw Types

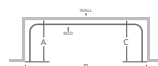
Hand/Baton Draw



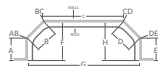
Available Bends

Architrac® Series 94001 with AMP™ Motorization cannot be bent or curved.

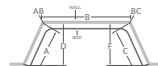
Style 1:
Recess



Style 2:
Bow



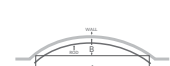
Style 3:
Bay



Style 4:
Corner



Style 5:
Curve



For more detailed information about this track, please visit our resource library at kirsch.com.

Architrac® Series 94005

Series 94005 Set & Tracks



Manual Traversing Rods with Selected Carriers

Product Number & Finish

94375025	White	94375064	Bronze
94375090	Gray	94375059	Black

20' tracks available in white only.

Assembled Set

Track Size	1.5' to 2'	4'	6'	8'	10'	12'	14'	16'	20'	24'	28'	32'
ONE-WAY DRAW MAXIMUM												

Track Only

Track Size	1.5' to 2'	4'	6'	8'	10'	12'	14'	16'
------------	------------	----	----	----	-----	-----	-----	-----

***Bend Fee:** \$75 per bend.

***Curve Fee:** \$17 per foot fee. To calculate total cost of curve fee multiply \$17 times the total track length in feet. The minimum curving fee per track is \$109.

***Crating fee:** Crating fee is not included in the bending fee or minimum curving fee. A \$50 fee per line will be applied as a surcharge to orders. To calculate the total crating fee multiply the number of order lines you are ordering by \$50.

Example 1:

Order line 1 has qty of 5 rods that are all the same length and same bend/curve
1 order line x \$50 crating fee per rod
= \$50.00 in total crating fees

Example 2:

Order line 1 has qty of 1 rod with a bow bend
Order line 2 has qty of 2 rods with a curve
Order line 3 has qty of 2 rods with a bay bend
3 order lines x \$50 crating fee per rod = \$150.00 in total crating fees.

****Crating Fee Exception:** If there is an order that has a large quantity of rods the same length and same bend/curve and all rods cannot fit into one crate, an additional crate fee of \$50 will be applied.

Series 94005 Components

Item	Product No. & Finish	Description	Quantity Per Box
	9400512025 White	Aluminum Track 12' PC Compatible with: Architrac Series 94005	216 feet per box
	9400516061 Gray 9400516059 Black 9400516064 Bronze 9400516025 White	Aluminum Track 16' PC Compatible with: Architrac Series 94005	288 feet per box
	94111061 Zinc	Splice Compatible with: Architrac Series 94005	10 pieces per box
	94141055 Light Gray	Endcap Compatible with: Architrac Series 94005	20 pieces per box

Architrac® Series 9046

Series 9046 Overview

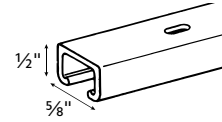
Overview

- Assembled sets includes all necessary components
- Low profile, cubicle track (1/2")
- Ideal for cubicle curtains for commercial applications
- Can be curved or bent
- Baton options available
- Pleated or cubicle carriers

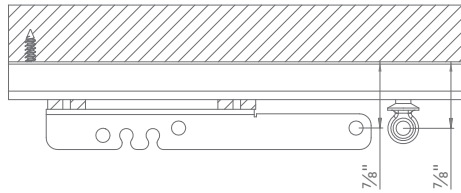
Track Style




Dimensions



Ceiling Mount



Available Colors



White



Gray



Bronze



Black

Draw	Mount	Operation	Maximum Track Set	Maximum Fabric Weight	Pounds Per Foot
One-Way	Ceiling Recessed Suspension	Manual	16'	64 lbs	4
Two-Way	Ceiling Recessed Suspension	Manual	32'	128 lbs	4

Max track lengths and maximum fabric weights do not apply to curved tracks. Send complete specifications and fabric weight to customer service for feasibility.

Available Draw Types

Hand/Baton Draw

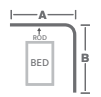


For more detailed information about this track, please visit our resource library at kirsch.com.

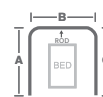
Available Bends

Architrac® Series 94001 with AMP™ Motorization cannot be bent or curved.

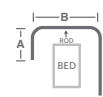
Cubicle Style 1:
L-Shaped



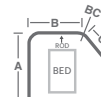
Cubicle Style 2:
Long-U



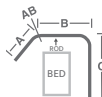
Cubicle Style 3:
J-Track



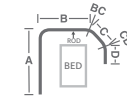
Cubicle Style 4:
J-Track
Offset Right



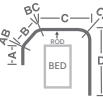
Cubicle Style 5:
J-Track
Offset Left



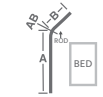
Cubicle Style 6:
Obtuse
J-Track Right



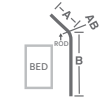
Cubicle Style 7:
Obtuse
J-Track Left



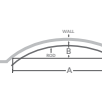
Cubicle Style 8:
Straight
Offset Right



Cubicle Style 9:
Straight
Offset Left



Cubicle Style 5:
Curved



Architrac® Series 9046

Series 9046 Set & Tracks



Manual Traversing Rods with Selected Carriers

Product Number & Finish

9045025	White	9045064	Bronze
9045090	Gray	9045059	Black

20' tracks available in white only.

Assembled Set

Track Size	1.5' to 2'	4'	6'	8'	10'	12'	14'	16'	20'	24'	28'	32'
ONE-WAY DRAW MAXIMUM												

Track Only

Track Size	1.5' to 2'	4'	6'	8'	10'	12'	14'	16'
------------	------------	----	----	----	-----	-----	-----	-----

***Bend Fee:** \$75 per bend.

***Curve Fee:** \$17 per foot fee. To calculate total cost of curve fee multiply \$17 times the total track length in feet. The minimum curving fee per track is \$109.

***Crating fee:** Crating fee is not included in the bending fee or minimum curving fee. A \$50 fee per line will be applied as a surcharge to orders. To calculate the total crating fee multiply the number of order lines you are ordering by \$50.

Example 1:

Order line 1 has qty of 5 rods that are all the same length and same bend/curve 1 order line x \$50 crating fee per rod = \$50.00 in total crating fees

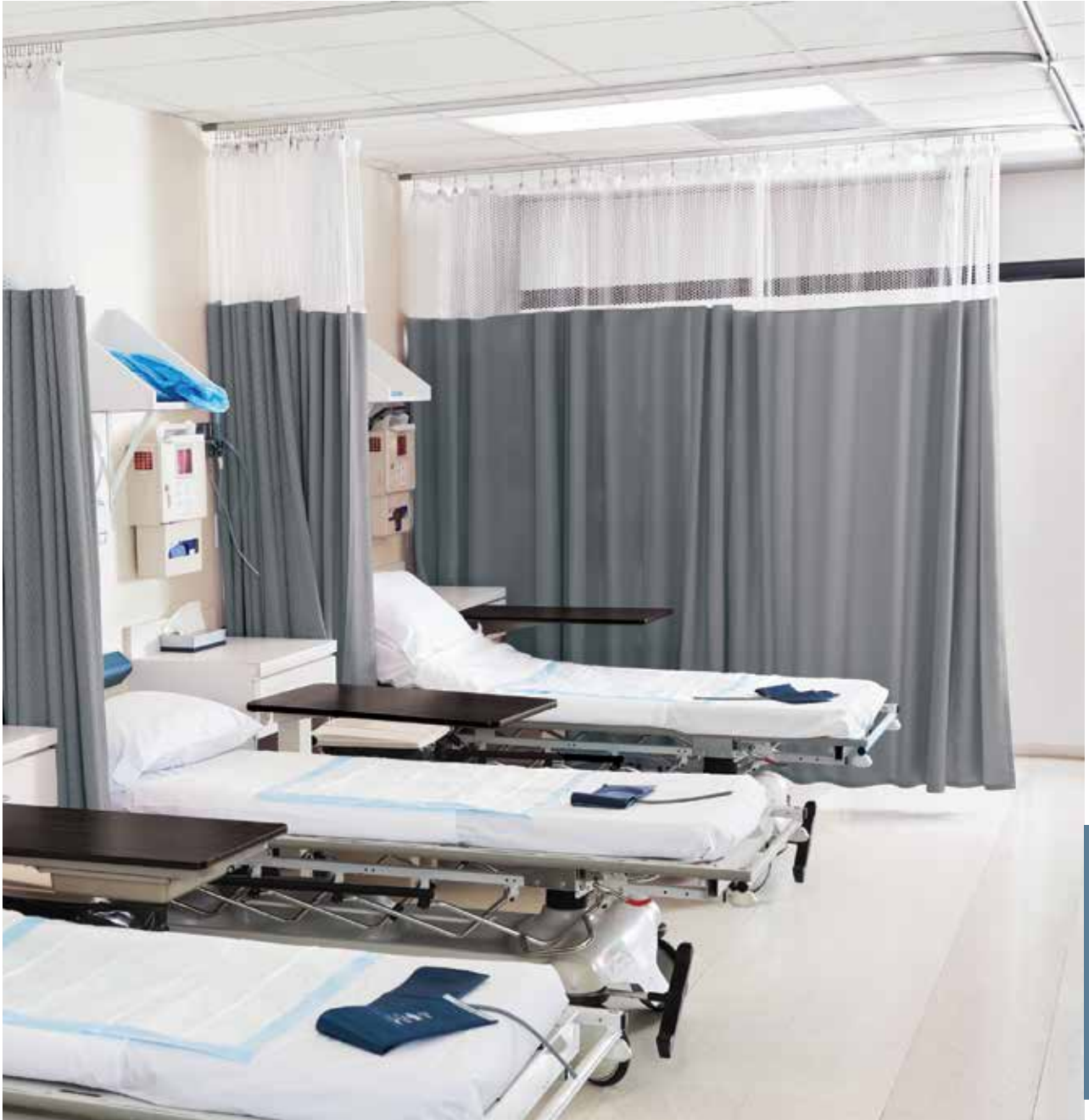
Example 2:

Order line 1 has qty of 1 rod with a bow bend
 Order line 2 has qty of 2 rods with a curve
 Order line 3 has qty of 2 rods with a bay bend
 3 order lines x \$50 crating fee per rod = \$150.00 in total crating fees.

****Crating Fee Exception:** If there is an order that has a large quantity of rods the same length and same bend/ curve and all rods cannot fit into one crate, an additional crate fee of \$50 will be applied.

Series 9046 Components

Item	Product No. & Finish	Description	Quantity Per Box
	904612025 White	Aluminum Track 12' PC Compatible with: Architrac Series 9046	360 feet per box
	904616061 Gray 904616059 Black 904616064 Bronze 904616025 White	Aluminum Track 16' PC Compatible with: Architrac Series 9046	480 feet per box
	9684061 Zinc	End Stop with Pin Hole Return Compatible with: Architrac Series 9046	20 pieces per box
	9682055 Gray	End Stop Compatible with: Architrac Series 9046	20 pieces per box
	9646061 Zinc	Splice Compatible with: Architrac Series 9046	20 pieces per box
	9644061 Zinc	Split Draw Master Slide Compatible with: Architrac Series 9046	10 pairs per box
	94158025 White	Right Baton Master Compatible with: Architrac Series 9046	20 pieces per box



Series 9046 | Cubicle

Architrac® Series 9046

Item	Product No. & Finish	Description	Quantity Per Box
	94159025 White	Left Baton Master Compatible with: Architrac Series 9046	20 pieces per box
	92121025 White	Architrac® Snap Tab Slide Compatible with: Architrac Series 9046	1,000 pieces per box
	9688R061 Stainless Steel	Architrac® Stainless Steel Beadchain Compatible with: Architrac Series 9046	500 feet per box
	9689025 White	Architrac® 16" PVC Cubicle Hanger Compatible with: Architrac Series 9046	100 pieces per box
	9690061 Zinc	Architrac® Cubicle Drop Chain with Hook 16" Piece Compatible with: Architrac Series 9046	100 pieces per box
	9692061 Zinc	Architrac® Cubicle Chain Coupler Compatible with: Architrac Series 9046	200 pieces per box
	9693061 Zinc	Architrac® Cubicle Chain Shortener Compatible with: Architrac Series 9046	200 pieces per box

Architrac® Series 9600

Series 9600 Overview

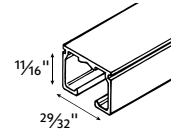
Overview

- Assembled sets includes all necessary components
- Heavy duty, cubicle track
- Ideal for cubicle curtains for commercial applications
- Splice available
- Carrier options available
- Can be curved or bent
- Wall, ceiling or suspension mount

Track Style

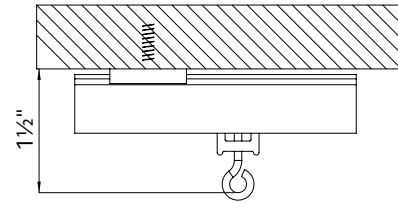
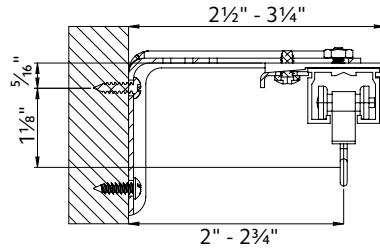


Dimensions




Wall Mount (use 81002xxx bracket)

Ceiling Mount



Available Colors



White



Gray



Bronze



Black

Draw	Mount	Operation	Maximum Track Set	Maximum Fabric Weight	Pounds Per Foot
One-Way	Ceiling	Manual	16'	64 lbs	4
	Recessed Suspension				
Two-Way	Ceiling	Manual	32'	128 lbs	4
	Recessed Suspension				

Max track lengths and maximum fabric weights do not apply to curved tracks. Send complete specifications and fabric weight to customer service for feasibility.

Available Draw Types

Hand/Baton Draw



For more detailed information about this track, please visit our resource library at kirsch.com.

Available Bends

Architrac® Series 94001 with AMP™ Motorization cannot be bent or curved.

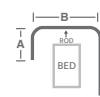
Cubicle Style 1:
L-Shaped



Cubicle Style 2:
Long-U



Cubicle Style 3:
J-Track



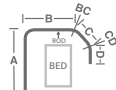
Cubicle Style 4:
J-Track
Offset Right



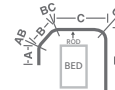
Cubicle Style 5:
J-Track
Offset Left



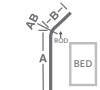
Cubicle Style 6:
Obtuse
J-Track Right



Cubicle Style 7:
Obtuse
J-Track Left



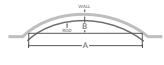
Cubicle Style 8:
Straight
Offset Right



Cubicle Style 9:
Straight
Offset Left



Cubicle Style 5:
Curved



Architrac® Series 9600

Series 9600 Set & Tracks



Manual Traversing Rods with Selected Carriers

Product Number & Finish

9605025	White	9605064	Bronze
9605090	Gray	9605059	Black

20' tracks available in white only.

Assembled Set

Track Size	1.5' to 2'	4'	6'	8'	10'	12'	14'	16'	20'	24'	28'	32'	36'	40'
ONE-WAY DRAW MAXIMUM														

Track Only

Track Size	1.5' to 2'	4'	6'	8'	10'	12'	14'	16'	20'
------------	------------	----	----	----	-----	-----	-----	-----	-----

***Bend Fee:** \$75 per bend.

***Curve Fee:** \$17 per foot fee. To calculate total cost of curve fee multiply \$17 times the total track length in feet. The minimum curving fee per track is \$109.

***Crating fee:** Crating fee is not included in the bending fee or minimum curving fee. A \$50 fee **per line** will be applied as a surcharge to orders. To calculate the total crating fee multiply the number of order lines you are ordering by \$50.

Example 1:

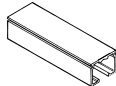
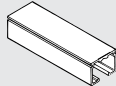
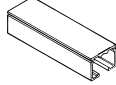

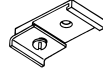
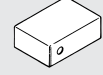

Order line 1 has qty of 5 rods that are all the same length and same bend/curve 1 order line x \$50 crating fee per rod = \$50.00 in total crating fees

Example 2:

Order line 1 has qty of 1 rod with a bow bend
 Order line 2 has qty of 2 rods with a curve
 Order line 3 has qty of 2 rods with a bay bend
 3 order lines x \$50 crating fee per rod = \$150.00 in total crating fees.

****Crating Fee Exception:** If there is an order that has a large quantity of rods the same length and same bend/ curve and all rods cannot fit into one crate, an additional crate fee of \$50 will be applied.

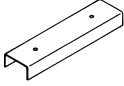


Series 9600 Components

Item	Product No. & Finish	Description	Quantity Per Box
	960012061 Gray	Aluminum Track 12' PC Compatible with: Architrac Series 9600	300 feet per box
	960016061 Gray 960016059 Black 960016064 Bronze 960016025 White	Aluminum Track 16' PC Compatible with: Architrac Series 9600	400 feet per box
	960020061 Gray	Aluminum Track 20' PC Compatible with: Architrac Series 9600	500 feet per box
	9601061 Gray	Architrac® 20½" x 20½" 90° Bend 12" Radius Compatible with: Architrac Series 9600	1 piece per box
	9639061 Zinc	Ceiling Bracket Compatible with: Architrac Series 9600	10 pieces per box
	9610061 Zinc	End Stop Compatible with: Architrac Series 9600	50 pieces per box
	9611061 Zinc	Pull Out Compatible with: Architrac Series 9600	50 pieces per box



Series 9600 | Cubicle

Architrac® Series 9600

Item	Product No. & Finish	Description	Quantity Per Box
	9612061 Zinc	Splice Compatible with: Architrac Series 9600	10 pieces per box
	9613061 Zinc	End Cap Compatible with: Architrac Series 9600	10 pieces per box
	962012090T Anodized	Tubing Suspension System 16' PC Compatible with: Architrac Series 9600	320 feet per box
	9623090 Anodized	Ceiling Flange for Suspension System Compatible with: Architrac Series 9600	10 pieces per box
	9626090 Anodized	Wall Flange for Suspension System Compatible with: Architrac Series 9600	10 pieces per box
	9624090 Anodized	Socket for Suspension System Compatible with: Architrac Series 9600	10 pieces per box
	9616061 Zinc	Slide with Metal Hook Compatible with: Architrac Series 9600	100 pieces per box
	9633061 Zinc	Slide with Steel Hook Compatible with: Architrac Series 9600	100 pieces per box

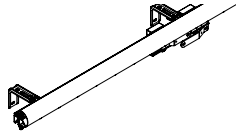
Architrac® K-Rail

K-Rail Overview

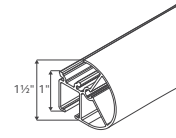
Overview

- Assembled sets includes all necessary components
- Versatile baton draw track adds a decorative element allowing for color coordination
- Compatible with every 1 3/8" finial
- Color coordinated to match with any finish
- Heavy duty, Ripplefold™ or ball bearing pleated carriers
- Wall or ceiling mount
- Baton options available

Track Style

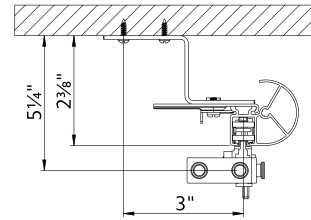
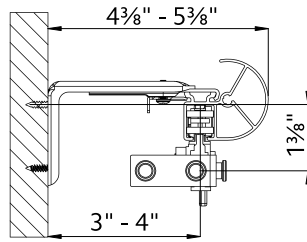


Dimensions




Wall Mount (use 81002xxx bracket)

Ceiling Mount



Available Colors



White



Gray



Bronze



Black

Draw	Mount	Operation	Maximum Track Set	Maximum Fabric Weight	Pounds Per Foot
One-Way	Ceiling Wall	Manual	16'	64 lbs	4
Two-Way	Ceiling Wall	Manual	16'	64 lbs	4

Max track lengths and maximum fabric weights do not apply to curved tracks. Send complete specifications and fabric weight to customer service for feasibility.

Available Draw Types

Hand/Baton Draw



For more detailed information about this track, please visit our resource library at kirsch.com.

Architrac® K-Rail

K-Rail Set & Tracks



Manual Traversing Rods with Selected Carriers

Product Number & Finish

9437K025	White	9437K064	Bronze
9437K090	Gray	9437K059	Black

20' tracks available in white only.

Assembled Set

Track Size	1.5' to 2'	4'	6'	8'	10'	12'	14'	16'	20'
------------	------------	----	----	----	-----	-----	-----	-----	-----

Track Only

Track Size	1.5' to 2'	4'	6'	8'	10'	12'	14'	20'
------------	------------	----	----	----	-----	-----	-----	-----

K-Rail Components

Item	Product No. & Finish	Description	Quantity Per Box
	8400316061 Gray	Aluminum Track 16' PC Compatible with: Architrac Series K-Rail	128 feet per box
	8400316059 Black		
	8400316064 Bronze		
	8400316025 White		
	84318059 Black	Endcap - Right Compatible with: Architrac Series K-Rail	20 pieces per box
	84318064 Bronze		
	84318061 Gray		
	84318025 White		
	84317059 Black	Endcap - Left Compatible with: Architrac Series K-Rail	20 pieces per box
	84317064 Bronze		
	84317061 Gray		
	84317025 White		

Architrac® Components

Architrac® Master Carriers

Item	Product No. & Finish	Description	Quantity Per Box
	84211059 Black 84211061 Zinc	Architrac® Right Wheeled Butt Master Compatible with: Architrac Series 94003, 94004, 94005, K-Rail	10 pieces per box
	84212059 Black 84212061 Zinc	Architrac® Left Wheeled Butt Master Compatible with: Architrac Series 94003, 94004, 94005, K-Rail	10 pieces per box
	84203059 Black 84203061 Zinc	Architrac® Right Wheeled Overlap Master Compatible with: Architrac Series 94003, 94004, 94005, K-Rail	10 pieces per box
	84204059 Black 84204061 Zinc	Architrac® Left Wheeled Overlap Master Compatible with: Architrac Series 94003, 94004, 94005, K-Rail	10 pieces per box
	84205059 Black 84205061 Zinc	Architrac® Right Wheeled Over the top Master Compatible with: Architrac Series 94003, 94004, 94005	10 pieces per box
	84206059 Black 84206061 Zinc	Architrac® Left Wheeled Over the top Master Compatible with: Architrac Series 94003, 94004, 94005	10 pieces per box
	84207059 Black 84207061 Zinc	Architrac® Right Wheeled Through the Fabric Master* Compatible with: Architrac Series 94003, 94004, 94005, K-Rail	10 pieces per box
	84208059 Black 84208061 Zinc	Architrac® Left Wheeled Through the Fabric Master* Compatible with: Architrac Series 94003, 94004, 94005, K-Rail	10 pieces per box

Architrac® Components

Architrac® Wheeled Carriers

Item	Product No. & Finish	Description	Quantity Per Box
	82120059 Black 82120025 White	120% Wheeled Ripplefold™ Carrier Compatible with: Architrac Series 94001, 94003, 94004, 94005, K-Rail	500 pieces per box
	82100059 Black 82100025 White	100% Wheeled Ripplefold™ Carrier Compatible with: Architrac Series 94001, 94003, 94004, 94005, K-Rail	500 pieces per box
	82080059 Black 82080025 White	80% Wheeled Ripplefold™ Carrier Compatible with: Architrac Series 94001, 94003, 94004, 94005, K-Rail	500 pieces per box
	82060059 Black 82060025 White	60% Wheeled Ripplefold™ Carrier Compatible with: Architrac Series 94001, 94003, 94004, 94005, K-Rail	500 pieces per box
	921451059 Black 921451058 Clear 921451025 White	1" Architrac® Ripplefold™ Snap Tape Compatible with: Architrac Series 94001, 94003, 94004, 94005, K-Rail	100 yards per box
	86700059 Black 86700064 Bronze 86700061 Gray 86700025 White	16mm Ball Bearing Carrier Compatible with: Architrac Series 94001, 94003, 94004, 94005, K-Rail	100 pieces per box
	82001059 Black 82001064 Bronze 82001061 Gray 82001025 White	Ripplefold™ 2 Sides Snap Pendant Compatible with: Architrac Series 94001, 94003, 94004, 94005, K-Rail	500 pieces per box
	92140025 White	Architrac® 120% Snap Ripplefold™ Carrier	1,000 pieces per box
	92141025 White	Architrac® 100% Snap Ripplefold™ Carrier	1,000 pieces per box
	92142025 White	Architrac® 80% Snap Ripplefold™ Carrier	1,000 pieces per box
	92143025 White	Architrac® 60% Snap Ripplefold™ Carrier	1,000 pieces per box

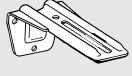

Architrac® Components

Architrac® Additional Carriers

Item	Product No. & Finish	Description	Quantity Per Box
	9673061 Zinc	Architrac® Ball Bearing Carrier with Hooks	100 pieces per box
	9678R025 White	Architrac® Wheeled Carrier	1,000 pieces per box
	9687061 Zinc	Architrac® Ball Bearing Carrier with Hook Eyelet	100 pieces per box
	9685061 Zinc	Architrac® Molded Slide with Metal Hook	500 pieces per box
	9686061 Zinc	Architrac® Molded Slide with Eyelet	100 pieces per box
	92121025 White	Architrac® Snap Tab Slides	1,000 pieces per box
	94170025 White	Architrac® Molded Slide Carrier	1,000 pieces per box


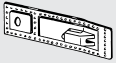



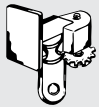




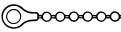


Architrac® Components

Architrac® Brackets

Item	Product No. & Finish	Description	Quantity Per Box
	81003059 Black	3" Universal L Bracket Base Compatible with: Architrac Series 94001, 94003, 94004, 94005, 9600, K-Rail	20 pieces per box
	81003064 Bronze		
	81003025 White		
	81003061 Zinc		
	81005059 Black	5" Universal L Bracket Base Compatible with: Architrac Series 94001, 94003, 94004, 94005, 9600, K-Rail	20 pieces per box
	81005064 Bronze		
	81005025 White		
	81005061 Zinc		
	81006059 Black	6" Universal L Bracket Base Compatible with: Architrac Series 94001, 94003, 94004, 94005, 9600, K-Rail	20 pieces per box
	81006064 Bronze		
	81006025 White		
	81006061 Zinc		
	71134110 Satin Brass	Double Bracket	10 pieces per box
	84132059 Black	3" Wall Bracket Compatible with: Architrac Series 94003, K-Rail	20 pieces per box
	84132064 Bronze		
	84132025 White		
	84132061 Zinc		
	94140059 Black	Ceiling Bracket Compatible with: Architrac Series 94003, K-Rail	20 pieces per box
	94140064 Bronze		
	94140025 White		
	94140061 Zinc		
	94122025 White	Architrac® Series 94001 Bracket/Support Wall Clearance: 1" - ½" Return: 3½"	20 pieces per box
	94123025 White	Architrac® Series 94001/94003 Bracket/Support Wall Clearance: 2¼" - 3½" Return: 3½" - 4½"	20 pieces per box
	94125090 Anodized 94125025 White	Architrac® Series 94001/94003 Bracket/Support Wall Clearance: 1¼" Return: 6"	20 pieces per box
	94129061 Zinc	Architrac® Series 94001 Wall Bracket Wall Clearance: 1¾" - 3¼" Return: 3½" - 4½"	20 pieces per box
	94132025 White	Architrac® Wall Bracket Wall Clearance: 2" - 3" Return: 3½" - 4½"	100 pieces per box
	94132061 Zinc		
	51138025 White	Support Cover	20 pieces per box

Architrac® Components

Miscellaneous Components

Item	Product No. & Finish	Description	Quantity Per Box
	94145025 White	Architrac® Pleated Stiffener with Grommets Compatible with: Architrac Series 94001, 94003, 94004, 94005, K-Rail	100 pieces per box
	94146025 White	Architrac® Ripplefold™ Stiffener with Grommets Compatible with: Architrac Series 94001, 94003, 94004, 94005, K-Rail	100 pieces per box
	92125061 Zinc	Architrac® Male Snap Compatible with: Architrac Series 94001, 94003, 94004, 94005, 9046, K-Rail	100 pieces per box
	92126061 Zinc	Architrac® Eyelet for Male Snap Compatible with: Architrac Series 94001, 94003, 94004, 94005, 9046, K-Rail	100 pieces per box
	94110090 White	Splice Compatible with: Architrac Series 94003, K-Rail	10 pieces per box
	84141059 Black 84141064 Bronze 84141061 Gray 84141025 White	Architrac® Endcap Compatible with: Architrac Series 94003, 94004, K-Rail	20 pieces per box
	94137055 Gray	Ripplefold™ Right Hand Endcap Compatible with: Architrac Series 94003, 94005, K-Rail	20 pieces per box
	94138055 Gray	Ripplefold™ Left Hand Endcap Compatible with: Architrac Series 94003, 94005, K-Rail	20 pieces per box
	9683061 Zinc	Architrac® End Stop Compatible with: Architrac Series 94003, 94004, 94005, K-Rail	20 pieces per box
	91223061 Zinc	Architrac® Rod Stop Compatible with: Architrac Series 94003, 94004, 94005, K-Rail	100 pieces per box
	9691061 Zinc	Cubicle Chain Carrier Connector 6" Piece Compatible with: Architrac Series 9046, 9600	100 pieces per box
	94148061 Zinc	Architrac® Right Pinch Pleat Endcap Extender Clearance: 1½"	100 pieces per box
	94149061 Zinc	Architrac® Left Pinch Pleat Endcap Extender Clearance: 1½"	100 pieces per box











Architrac® Components








Architrac® Batons

Item	Product No. & Finish	Description	Quantity Per Box
	91231025 White	30" Fiberglass Baton with Harness Snaps 1/4" diameter	10 pieces per box
	91232R025 White	30" Fiberglass Baton with Harness Snaps 3/8" diameter	100 pieces per box
	91233025 White	36" Fiberglass Baton with Harness Snaps 3/8" diameter	10 pieces per box
	91234025 White	48" Fiberglass Baton with Harness Snaps 3/8" diameter	10 pieces per box
	91235025 White	60" Fiberglass Baton with Harness Snaps 3/8" diameter	10 pieces per box
	91236025 White	72" Fiberglass Baton with Harness Snaps 3/8" diameter	10 pieces per box
	91249058 Clear	36" Fluted PVC Baton with Harness Snaps 1/2" diameter	10 pieces per box
	91332R025 White	30" Steel Baton with Harness Snaps 1/4" diameter	100 pieces per box
	91333R025 White	36" Steel Baton with Harness Snaps 1/4" diameter	100 pieces per box
	91334R025 White	48" Steel Baton with Harness Snaps 1/4" diameter	100 pieces per box
	94163061 Zinc	Architrac® D-Ring for Baton	500 pieces per box
	94164061 Zinc	Architrac® Snap Hook Baton	500 pieces per box
	91230R025 White	30" Fiberglass Baton with Adapter 3/8" diameter	100 pieces per box

Architrac® Components



Architrac® Batons

Item	Product No. & Finish	Description	Quantity Per Box	
	91237025 White	36" Fiberglass Baton with Adapter 3/8" diameter	40 pieces per box	
	91240R025 White	48" Fiberglass Baton with Adapter 3/8" diameter	100 pieces per box	
	91241R025 White	60" Fiberglass Baton with Adapter 3/8" diameter	100 pieces per box	
	91242R025 White	72" Fiberglass Baton with Adapter 3/8" diameter	100 pieces per box	
	91239058 Clear	36" Acrylic Baton with Adapter 3/8" diameter	100 pieces per box	
	94165058 Clear	Architrac® Baton Holder 20 per bag	5 bags per box	
	94166061 Zinc	Architrac® Screw with Hex Washer 20 per bag	5 bags per box	
	1037765	Antique Silver	Designer Metals Baton 36" with clip	6 pieces per box
	1037766	Black		
	1037767	Brushed Bronze		
	1043922	Elegant Brass		
	1037769	Gilded Bronze		
	1043966	Gunmetal		
	1037820	Polished Nickel		
	1037821	Satin Nickel		
	1037822	Antique Silver	Designer Metals Baton 48" with clip	6 pieces per box
	1037823	Black		
	1037824	Brushed Bronze		
	1043923	Elegant Brass		
	1037826	Gilded Bronze		
	1043967	Gunmetal		
	1037827	Polished Nickel		
	1037828	Satin Nickel		
	1037829	Antique Silver	Designer Metals Baton 60" with clip	6 pieces per box
	1037830	Black		
	1037831	Brushed Bronze		
	1043925	Elegant Brass		
	1037833	Gilded Bronze		
	1043968	Gunmetal		
	1037834	Polished Nickel		
	1037835	Satin Nickel		

Item	Product No. & Finish	Description	Quantity Per Box
	1037836 White	Designer Metals Baton 36" with clip ADA Compliant	6 pieces per box
	1037837 White	Designer Metals Baton 48" with clip ADA Compliant	6 pieces per box
	1037838 White	Designer Metals Baton 60" with clip ADA Compliant	6 pieces per box
	1037839 Unfinished 1037840 Black 1037841 Coffee 1037842 Dark Chocolate 1037843 Mahogany 1037844 Marble 1037845 Truffle 1037846 Estate Oak 1037847 White	Wood Trends Baton 36" with clip	6 pieces per box
	1037848 Unfinished 1037849 Black 1037850 Coffee 1037851 Dark Chocolate 1037852 Mahogany 1037853 Marble 1037854 Truffle 1037855 Estate Oak 1037856 White	Wood Trends Baton 48" with clip	6 pieces per box
	1037857 Unfinished 1037858 Black 1037859 Coffee 1037860 Dark Chocolate 1037861 Mahogany 1037862 Marble 1037863 Truffle 1037864 Estate Oak 1037865 White	Wood Trends Baton 60" with clip	6 pieces per box
	1037866 Unfinished 1037867 Black 1037868 Coffee 1037869 Dark Chocolate 1037870 Mahogany 1037871 Marble 1037872 Truffle 1037873 Estate Oak 1037874 White	Wood Trends Baton 72" with clip	6 pieces per box

Miscellaneous Components

Hooks & Tiebacks

Item	Product No. & Finish	Description	Quantity Per Box
	J035E061 Zinc	1½" Heavy Duty Pin On Hooks 14 units per bag	25 bags per box
	J036E061 Zinc	1½" Heavy Duty Offset Pin On Hooks 14 units per bag	25 bags per box
	J060E061 Zinc	3" Extra Long Pin On Hooks 14 units per bag	10 bags per box
	1051B061 Zinc	3½" Slip in/Open Heading Hooks 1" drop 14 units per bag	10 bags per box
	J052E061 Zinc	4" Slip in/Open Heading Hooks ½" drop 14 units per bag for conventional rods	10 bags per box
	1054B061 Zinc	4" Slip in/Open Heading Hooks ½" drop 14 units per bag for decorative rods	10 bags per box
	1004061 Zinc	1" Lightweight Pin On Hooks	1,000 pieces per box
	1036061 Zinc	1⅜" Heavy Duty Pin On Hooks	500 pieces per box
	1017C061 Zinc	1½" Heavy Duty Jet Pin Hooks	5,000 pieces per box
	7618B063 Brass	Decorative Tieback Hook	10 pairs per box
	7620B063 Brass	Hook & Ring Tiebacks 4 per bag	20 bags per box

Stack Guides

Pleated Stack Guide (for 16 mm carriers)

Note: Stack size is estimated. Type of fabric used could alter these measurements.

Size of Track (in inches)	5 carriers per foot 3x fullness		4 carriers per foot 2½x fullness		3 carriers per foot 2x fullness	
	Stackback One-Way	Stackback Two-Way (per side)	Stackback One-Way	Stackback Two-Way (per side)	Stackback One-Way	Stackback Two-Way (per side)
18	11.75	8.75	10.5	8.5	10.5	8.5
24	13	9.25	11.75	8.75	10.5	8.5
30	15.75	10.5	13	9.25	11.75	8.75
36	17	11.25	14.5	10	13	9.25
42	18.5	12	15.75	10.5	14.5	10
48	19.75	12.5	17	11.25	14.5	10
54	22.25	14	18.5	12	15.75	10.5
60	23.75	14.5	19.75	12.5	17	11.25
66	25	15.25	21	13.25	18.5	12
72	26.25	16	22.25	14	18.5	12
78	29	17.25	23.75	14.5	19.75	12.5
84	30.25	18	25	15.25	21	13.25
90	31.5	18.5	26.25	16	22.25	14
96	33	19.25	27.5	16.5	22.25	14
102	35.5	20.5	29	17.25	23.75	14.5
108	36.75	21.25	30.25	18	25	15.25
114	38.25	21.75	31.5	18.5	26.25	16
120	39.5	22.5	33	19.25	26.25	16
126	42.25	23.75	34.25	19.75	27.5	16.5
132	43.5	24.5	35.5	20.5	29	17.25
138	44.75	25.25	36.75	21.25	30.25	18
144	46	25.75	38.25	21.75	30.25	18
150	48.75	27	39.5	22.5	31.5	18.5
156	50	27.75	40.75	23.25	33	19.25
162	51.5	28.5	42.25	23.75	34.25	19.75
168	52.75	29	43.5	24.5	34.25	19.75
174	55.25	30.5	44.75	25.25	35.5	20.5
180	56.75	31	46	25.75	36.75	21.25
186	58	31.75	47.5	26.5	38.25	21.75
192	59.25	32.5	48.75	27	38.25	21.75
198	62	33.75	50	27.75	39.5	22.5
204	63.25	34.5	51.5	28.5	40.75	23.25
210	64.5	35	52.75	29	42.25	23.75
216	66	35.75	54	29.75	42.25	23.75
222	68.5	37	55.25	30.5	43.5	24.5
228	69.75	37.75	56.75	31	44.75	25.25
234	71.25	38.25	58	31.75	46	25.75
240	72.5	39	59.25	32.5	46	25.75

Ripplefold™ Stack Guide for Butt Master 84111xxx

Note: Stack size is estimated. Type of fabric used could alter these measurements. Please refer to the Ripplefold Fabrication Manual for more information.

120% Fullness	100% Fullness	80% Fullness	60% Fullness	Number of factory snaps	Snap Tape Length (less return length)*	Panel Stackback
13⅜	15⅜	17⅞	18⅞	8	32½	5½
17⅜	19⅝	21⅞	24⅞	10	41	6½
21⅞	23⅞	26⅝	29⅝	12	49½	7½
24⅞	28⅞	31⅞	34⅝	14	58	8¾
28⅝	32⅝	36⅞	39⅞	16	66½	9¾
32⅝	36⅝	40⅞	45⅞	18	75	11
36⅞	40⅞	45⅝	50⅞	20	83½	12
39⅞	45⅞	50⅝	55⅞	22	92	13
45⅝	49⅝	55⅞	60⅞	24	100½	14¼
47⅝	53⅝	59⅞	66⅞	26	109	15¼
51⅞	57⅞	64⅞	71⅞	28	117½	16½
54⅞	62⅞	69⅞	76⅞	30	126	17½
58⅝	66⅝	74⅞	81⅞	32	134½	18½
62⅝	70⅝	78⅞	87⅞	34	143	19¾
66⅞	74⅞	83⅝	92⅞	36	151½	20¾
69⅞	79⅞	88⅝	97⅞	38	160	22
73⅝	83⅝	93⅞	102⅞	40	168½	23
77⅝	87⅝	97⅞	108⅞	42	177	24
81⅞	91⅞	102⅝	113⅞	44	185½	25¼
84⅞	96⅞	107⅝	118⅞	46	194	26¼
88⅝	100⅝	112⅞	123⅞	48	202½	27½
92⅝	104⅝	116⅞	129⅞	50	211	28½
96⅞	108⅞	121⅝	134⅝	52	219½	29½
99⅞	113⅞	126⅝	139⅝	52	228	30¾
103⅝	117⅝	131⅞	144⅞	54	236½	31¾
107⅝	121⅝	135⅞	150⅞	56	245	33
111⅞	125⅞	140⅞	155⅝	58	253½	34
114⅞	130⅞	145⅞	160⅞	60	262	35
118⅝	134⅝	150⅞	165⅞	62	270½	36¼
122⅝	138⅝	154⅞	171⅞	64	279	37¼
126⅞	142⅞	159⅞	176⅝	66	287½	38½
129⅞	147⅞	164⅝	181⅞	68	296	39 ½
133⅝	151⅝	169⅞	186⅞	70	304½	40½
137⅝	155⅝	173⅞	192⅞	72	313	41¾
141⅞	159⅞	178⅞	197⅝	74	321½	42¾
144⅞	164⅞	183⅞	202⅞	76	330	44

Ripplefold™ Stack Guide for Butt Master 8411xxx

Note: Stack size is estimated. Type of fabric used could alter these measurements. Please refer to the Ripplefold Fabrication Manual for more information.

120% Fullness	100% Fullness	80% Fullness	60% Fullness	Number of factory snaps	Snap Tape Length (less return length)*	Panel Stackback
148⅝	168⅝	188⅝	207⅝	78	338½	45
152⅝	176⅝	192⅝	213⅝	80	347	46
156⅝	176⅝	197⅝	218⅝	84	355½	47¼
159⅝	181⅝	202⅝	223⅝	86	364	48¼
163⅝	185⅝	207⅝	228⅝	88	372½	49½
167⅝	189⅝	211⅝	234⅝	90	381	50½
171⅝	193⅝	216⅝	239⅝	92	389½	51½
174⅝	198⅝	221⅝	244⅝	94	398	52¾
178⅝	202⅝	226⅝	249⅝	96	406½	53¾
182⅝	206⅝	230⅝	255⅝	98	415	55
186⅝	210⅝	235⅝	260⅝	100	423½	56
189⅝	215⅝	240⅝	265⅝	102	432	57
193⅝	219⅝	245⅝	270⅝	104	440½	58¼
197⅝	223⅝	249⅝	276⅝	106	449	59¼
201⅝	227⅝	254⅝	281⅝	108	457½	60½
204⅝	232⅝	259⅝	286⅝	110	466	61½
208⅝	236⅝	264⅝	291⅝	112	474½	62 ½
212⅝	240⅝	268⅝	297⅝	114	483	63¾
216⅝	244⅝	273⅝	302⅝	116	491½	64¾
219⅝	249⅝	278⅝	307⅝	118	500	66
223⅝	253⅝	283⅝	312⅝	120	508½	67
227⅝	257⅝	287⅝	318⅝	122	517	68
231⅝	261⅝	292⅝	323⅝	124	525½	69¼
234⅝	266⅝	297⅝	328⅝	126	534	70¼
238⅝	270⅝	302⅝	333⅝	128	542½	71½
242⅝	274⅝	306⅝	339⅝	130	551	72½
246⅝	278⅝	311⅝	344⅝	132	559½	73½
249⅝	283⅝	316⅝	349⅝	134	568	74¾
253⅝	287⅝	321⅝	354⅝	136	576½	75¾
257⅝	291⅝	325⅝	360⅝	138	585	77
261⅝	295⅝	330⅝	365⅝	140	593½	78
264⅝	300⅝	335⅝	370⅝	142	602	79
268⅝	304⅝	340⅝	375⅝	144	610½	80¼
272⅝	308⅝	344⅝	381⅝	146	619	81¼
276⅝	312⅝	349⅝	386⅝	148	627½	82½
279⅝	317⅝	354⅝	391⅝	150	636	83½

Ripplefold™ Stack Guide for Butt Master 84214xxx

Note: Stack size is estimated. Type of fabric used could alter these measurements. Please refer to the Ripplefold Fabrication Manual for more information.

120% Fullness	100% Fullness	80% Fullness	60% Fullness	Number of factory snaps	Snap Tape Length (less return length)*	Panel Stackback
14 $\frac{3}{8}$	16 $\frac{3}{8}$	17 $\frac{3}{8}$	19 $\frac{3}{8}$	8	32 $\frac{1}{2}$	7 $\frac{1}{2}$
18 $\frac{3}{8}$	20 $\frac{3}{8}$	22 $\frac{3}{8}$	24 $\frac{3}{8}$	10	41	8 $\frac{1}{2}$
22 $\frac{3}{8}$	24 $\frac{7}{8}$	27 $\frac{3}{8}$	29 $\frac{7}{8}$	12	49 $\frac{1}{2}$	9 $\frac{3}{4}$
26 $\frac{1}{8}$	29 $\frac{1}{8}$	32 $\frac{1}{8}$	35 $\frac{1}{8}$	14	58	10 $\frac{3}{4}$
29 $\frac{7}{8}$	33 $\frac{3}{8}$	36 $\frac{7}{8}$	40 $\frac{3}{8}$	16	66 $\frac{1}{2}$	12
33 $\frac{5}{8}$	37 $\frac{5}{8}$	41 $\frac{5}{8}$	45 $\frac{5}{8}$	18	75	13
37 $\frac{3}{8}$	41 $\frac{7}{8}$	46 $\frac{3}{8}$	50 $\frac{7}{8}$	20	83 $\frac{1}{2}$	14
41 $\frac{1}{8}$	46 $\frac{1}{8}$	51 $\frac{1}{8}$	56 $\frac{1}{8}$	22	92	15 $\frac{1}{4}$
44 $\frac{7}{8}$	50 $\frac{3}{8}$	55 $\frac{7}{8}$	61 $\frac{3}{8}$	24	100 $\frac{1}{2}$	16 $\frac{1}{4}$
48 $\frac{5}{8}$	54 $\frac{5}{8}$	60 $\frac{5}{8}$	66 $\frac{5}{8}$	26	109	17 $\frac{1}{2}$
52 $\frac{3}{8}$	58 $\frac{7}{8}$	65 $\frac{3}{8}$	71 $\frac{7}{8}$	28	117 $\frac{1}{2}$	18 $\frac{1}{2}$
56 $\frac{1}{8}$	63 $\frac{1}{8}$	70 $\frac{1}{8}$	77 $\frac{1}{8}$	30	126	19 $\frac{1}{2}$
59 $\frac{7}{8}$	67 $\frac{3}{8}$	74 $\frac{7}{8}$	82 $\frac{3}{8}$	32	134 $\frac{1}{2}$	20 $\frac{3}{4}$
63 $\frac{5}{8}$	71 $\frac{5}{8}$	79 $\frac{5}{8}$	87 $\frac{5}{8}$	34	143	21 $\frac{3}{4}$
67 $\frac{3}{8}$	75 $\frac{7}{8}$	84 $\frac{3}{8}$	92 $\frac{7}{8}$	36	151 $\frac{1}{2}$	23
71 $\frac{1}{8}$	80 $\frac{1}{8}$	89 $\frac{1}{8}$	98 $\frac{1}{8}$	38	160	24
74 $\frac{7}{8}$	84 $\frac{3}{8}$	93 $\frac{7}{8}$	103 $\frac{3}{8}$	40	168 $\frac{1}{2}$	25
78 $\frac{5}{8}$	88 $\frac{5}{8}$	98 $\frac{5}{8}$	108 $\frac{5}{8}$	42	177	26 $\frac{1}{4}$
82 $\frac{3}{8}$	92 $\frac{7}{8}$	103 $\frac{3}{8}$	113 $\frac{3}{8}$	44	185 $\frac{1}{2}$	27 $\frac{1}{4}$
86 $\frac{1}{8}$	97 $\frac{1}{8}$	108 $\frac{1}{8}$	119 $\frac{1}{8}$	46	194	28 $\frac{1}{2}$
89 $\frac{7}{8}$	101 $\frac{3}{8}$	112 $\frac{7}{8}$	124 $\frac{3}{8}$	48	202 $\frac{1}{2}$	29 $\frac{1}{2}$
93 $\frac{5}{8}$	105 $\frac{5}{8}$	117 $\frac{5}{8}$	129 $\frac{5}{8}$	50	211	30 $\frac{1}{2}$
97 $\frac{3}{8}$	109 $\frac{7}{8}$	122 $\frac{3}{8}$	134 $\frac{7}{8}$	52	219 $\frac{1}{2}$	31 $\frac{3}{4}$
101 $\frac{1}{8}$	114 $\frac{1}{8}$	127 $\frac{1}{8}$	140 $\frac{1}{8}$	54	228	32 $\frac{3}{4}$
104 $\frac{7}{8}$	118 $\frac{3}{8}$	131 $\frac{7}{8}$	145 $\frac{3}{8}$	56	236 $\frac{1}{2}$	34
108 $\frac{5}{8}$	122 $\frac{5}{8}$	136 $\frac{5}{8}$	150 $\frac{5}{8}$	56	245	35
112 $\frac{3}{8}$	126 $\frac{7}{8}$	141 $\frac{3}{8}$	155 $\frac{7}{8}$	60	253 $\frac{1}{2}$	36 $\frac{1}{4}$
116 $\frac{1}{8}$	131 $\frac{1}{8}$	146 $\frac{1}{8}$	161 $\frac{1}{8}$	62	262	37 $\frac{1}{4}$
119 $\frac{7}{8}$	135 $\frac{3}{8}$	150 $\frac{7}{8}$	166 $\frac{3}{8}$	64	270 $\frac{1}{2}$	38 $\frac{1}{4}$
123 $\frac{5}{8}$	139 $\frac{5}{8}$	155 $\frac{5}{8}$	171 $\frac{5}{8}$	66	279	39 $\frac{1}{2}$
127 $\frac{3}{8}$	143 $\frac{7}{8}$	160 $\frac{3}{8}$	176 $\frac{7}{8}$	68	287 $\frac{1}{2}$	40 $\frac{1}{2}$
131 $\frac{1}{8}$	148 $\frac{1}{8}$	165 $\frac{1}{8}$	182 $\frac{1}{8}$	70	296	41 $\frac{3}{4}$
134 $\frac{7}{8}$	152 $\frac{3}{8}$	169 $\frac{7}{8}$	187 $\frac{3}{8}$	72	304 $\frac{1}{2}$	42 $\frac{3}{4}$
138 $\frac{5}{8}$	156 $\frac{5}{8}$	174 $\frac{5}{8}$	192 $\frac{5}{8}$	74	313	43 $\frac{3}{4}$
142 $\frac{3}{8}$	160 $\frac{7}{8}$	179 $\frac{3}{8}$	197 $\frac{7}{8}$	76	321 $\frac{1}{2}$	45
146 $\frac{1}{8}$	165 $\frac{1}{8}$	184 $\frac{1}{8}$	203 $\frac{1}{8}$	78	330	46

Ripplefold™ Stack Guide for Butt Master 84214xxx

Note: Stack size is estimated. Type of fabric used could alter these measurements. Please refer to the Ripplefold Fabrication Manual for more information.

120% Fullness	100% Fullness	80% Fullness	60% Fullness	Number of factory snaps	Snap Tape Length (less return length)*	Panel Stackback
149⅞	169⅞	188⅞	208⅞	80	338½	47¼
153⅞	173⅞	193⅞	213⅞	82	347	48¼
157⅞	177⅞	198⅞	218⅞	84	355½	49½
161⅞	182⅞	203⅞	224⅞	86	364	50½
164⅞	186⅞	207⅞	229⅞	88	372½	51½
168⅞	190⅞	212⅞	234⅞	90	381	52¾
172⅞	194⅞	217⅞	239⅞	92	389½	53¾
176⅞	199⅞	222⅞	245⅞	94	398	55
179⅞	203⅞	226⅞	250⅞	96	406½	56
183⅞	207⅞	231⅞	255⅞	98	415	57
187⅞	211⅞	236⅞	260⅞	100	423½	58¼
191⅞	216⅞	241⅞	266⅞	102	432	59¼
194⅞	220⅞	245⅞	271⅞	104	440½	60½
198⅞	224⅞	250⅞	276⅞	106	449	61½
202⅞	228⅞	255⅞	281⅞	108	457½	62½
206⅞	233⅞	260⅞	287⅞	110	466	63¾
209⅞	237⅞	264⅞	292⅞	112	474½	64¾
213⅞	241⅞	269⅞	297⅞	114	483	66
217⅞	245⅞	274⅞	302⅞	116	491½	67
221⅞	250⅞	279⅞	308⅞	118	500	68¼
224⅞	254⅞	283⅞	313⅞	120	508½	69¼
228⅞	258⅞	288⅞	318⅞	122	517	70¼
232⅞	262⅞	293⅞	323⅞	124	525½	71½
236⅞	267⅞	298⅞	329⅞	126	534	72½
239⅞	271⅞	302⅞	334⅞	128	542½	73¾
243⅞	275⅞	307⅞	339⅞	130	551	74¾
247⅞	279⅞	312⅞	344⅞	132	559½	75¾
251⅞	284⅞	317⅞	350⅞	134	568	77
254⅞	288⅞	321⅞	355⅞	136	576½	78
258⅞	292⅞	326⅞	360⅞	138	585	79¼
262⅞	296⅞	331⅞	365⅞	140	593½	80¼
266⅞	301⅞	336⅞	371⅞	142	602	81¼
269⅞	305⅞	340⅞	376⅞	144	610½	82½
273⅞	309⅞	345⅞	381⅞	146	619	83½
277⅞	313⅞	350⅞	386⅞	148	627½	84¾
281⅞	318⅞	355⅞	392⅞	150	636	85¾

Ripplefold™ Overlap Stack Guide

Note: Stack size is estimated. Type of fabric used could alter these measurements. Please refer to the Ripplefold Fabrication Manual for more information.

120% Fullness	100% Fullness	80% Fullness	60% Fullness	Number of factory snaps	Snap Tape Length (less return length)*	Panel Stackback
16¼	17¾	19⅞	20¾	8	34	9
20	22	23⅞	26	10	42½	10¼
23¾	26¼	28⅞	31¼	12	51	11¼
27½	20½	33⅞	26½	14	59½	12½
31¼	34¾	38⅞	41¾	16	68	13½
35	39	42⅞	47	18	76½	14½
38¾	43¼	47⅞	52¼	20	85	15¾
42½	47½	52⅞	57½	22	93½	16¾
46¼	51¾	57⅞	62¾	24	102	18
50	56	61⅞	68	26	110½	19
53¾	60¼	66⅞	73¼	28	119	20
57½	64½	71⅞	78½	30	127½	21¼
61¼	68¾	76⅞	83¾	32	136	22¼
65	73	80⅞	89	34	144½	23½
68¾	77¼	85⅞	94¼	36	153	24½
72½	81½	90⅞	99½	38	161½	25½
76¼	85¾	95⅞	104¾	40	170	26¾
80	90	99⅞	110	42	178½	27¾
83¾	94¼	104⅞	115¼	44	187	29
87½	98½	109⅞	120½	46	195½	30
91¼	102¾	114⅞	125¾	48	204	31
95	107	118⅞	131	50	212½	32¼
98¾	111¼	123⅞	136¼	52	221	33¼
102½	115½	128⅞	141½	54	229½	34½
106¼	119¾	133⅞	146¾	56	238	35½
110	124	137⅞	152	56	246½	36½
113¾	128¼	142⅞	157¼	60	255	37¾
117½	132½	147⅞	162½	62	263½	38¾
121¼	136¾	152⅞	167¾	64	272	40
125	141	156⅞	173	66	280½	41
128¾	145¼	161⅞	178¼	68	289	42
132½	149½	166⅞	183½	70	297½	43¼
136¼	153¾	171⅞	188¾	72	306	44¼
140	158	175⅞	194	74	314½	45½
143¾	162¼	180⅞	199¼	76	323	46½
147½	166½	185⅞	204½	78	331½	47½

Ripplefold™ Overlap Stack Guide

Note: Stack size is estimated. Type of fabric used could alter these measurements. Please refer to the Ripplefold Fabrication Manual for more information.

120% Fullness	100% Fullness	80% Fullness	60% Fullness	Number of factory snaps	Snap Tape Length (less return length)*	Panel Stackback
151¼	170¼	190½	209¾	80	340	48¾
155	175	194¾	215	82	348½	49¾
158¾	179¼	199½	220¼	84	357	51
162½	183½	204¾	225½	86	365½	52
166¼	187¾	209½	230¾	88	374	53
170	192	213¾	236	90	382½	54¼
173¾	196¼	218½	241¼	92	391	55¼
177½	200½	223¾	246½	94	399½	56½
181¼	204¾	228½	251¾	96	408	57½
185	209	232¾	257	98	416½	58½
188¾	213¼	237½	262¼	100	425	59¾
192½	217½	242¾	267½	102	433½	60¾
196¼	221¾	247½	272¾	104	442	62
200	226	251¾	278	106	450½	63
203¾	230¼	256½	283¼	108	459	64
207½	234½	261¾	288½	110	467½	65¼
211¼	238¾	266½	293¾	112	476	66¼
215	243	270¾	299	114	484½	67½
218¾	247¼	275½	304¼	116	493	68½
222½	251½	280¾	309½	118	501½	69½
226¼	255¾	285½	314¾	120	510	70¾
230	260	289¾	320	122	518½	71¾
233¾	264¼	294½	325¼	124	527	73
237½	268½	299¾	330½	126	535½	74
241¼	272¾	304½	335¾	128	544	75
245	277	308¾	341	130	552½	76¼
248¾	281¼	313½	346¼	132	561	77¼
252½	285½	318¾	351½	134	569½	78½
256¼	289¾	323½	356¾	136	578	79½
260	294	327¾	362	138	586½	80½
263¾	298¼	332½	367¼	140	595	81¾
267½	302½	337¾	372½	142	603½	82¾
271¼	306¾	342½	377¾	144	612	84
275	311	346¾	383	146	620½	85
278¾	315¼	351½	388¼	148	629	86
282½	319½	356¾	393½	150	637½	87¼

Top Hole Installation Guide for Estate™ Traverse Rods

Top Hole Installation Guide

This chart will position the bracket so the drapery will clear the floor approximately ½".

1. Find your pole style, size and header style in the chart.
2. Determine the desired finished drapery length.
3. Add or subtract number in the top hole column from the drapery's finished length to determine how high to measure for the top hole of the bracket.

Wall Mount Traverse Rods: Designer Metals™, Wood Trends™, Wrought Iron*

	Pleated (any variety)			Ripplefold™ (any fullness)	
	Top Hole for Wall Mount	Floor to Ceiling Deduction	Suggested Pin Set	Top Hole for Wall Mount	Floor to Ceiling Deduction
1⅜" Estate™	+1 ¹¹ / ₁₆ "	-2 ¹ / ₈ "	½"	+1 ¹¹ / ₁₆ "	-2 ¹ / ₈ "
2" Estate™	+1 ¹¹ / ₁₆ "	-2 ¹³ / ₁₆ "	½"	+1 ¹¹ / ₁₆ "	-2 ¹³ / ₁₆ "
Ceiling Mount Traverse Rods					
1⅜" Estate™	+0"	-3 ⁵ / ₈ "	½"	+0"	-3 ⁵ / ₈ "
2" Estate™	+0"	-3 ⁵ / ₈ "	½"	+0"	-3 ⁵ / ₈ "

*Wrought Iron available in 1⅜" only.



Designer Metals™
inspiring brilliance

Wood Trends™
renewing traditions

Wrought Iron
forging artistry

**Custom Rodding
& Basic Hardware**
unique solutions