



 **PORTER
PRESTON**

Quality Wholesale Window Coverings

Contract • Hospitality • Healthcare • Residential

ph 866-753-1113 email customerservice@porterpreston.com www.porterpreston.com



DESIGNER METALS

from concept to completion

One must dare to explore the depth of each layer of the design process, this is how we create works of pure brilliance.

Take a look at our design process and you will see no detail left unnoticed. We start on paper and take from our extensive research to create bold lines and unique textures. We play with combining different materials to evoke visual interest. Pair that with our striking finishes in polished, brushed and matte textures and you get sophisticated styles crafted with care.





CONTENTS

06	Overview
08	1" Finials & Components
17	1 $\frac{3}{8}$ " Finials & Components
37	2" Finials & Components
44	Helpful Guides
44	AMP™ Motorization
46	Estate™ Overview
48	Bracket Spacing & Mount Option
52	Calculating Drapery Weight
53	Stack Guides
60	1 $\frac{3}{8}$ " Decorative Bracket Weight Chart
61	Pole Installation, Cutting & Splicing
62	Complete Collection Overview



COLLECTION OVERVIEW

8

FINISHES

A dazzling assortment of light and dark

3

VERSATILE SIZES

1", 1 $\frac{3}{8}$ " & 2"

2

ESTATE™ TRAVERSE ROD SIZES

1 $\frac{3}{8}$ " & 2"

1

BRILLIANT COLLECTION

ARCHITRAC™ K-RAIL COMPATIBLE

1 $\frac{3}{8}$ " finials only

AMP™ MOTORIZATION COMPATIBLE

Estate™ Traverse Rods only

1 | Elegant Brass

2 | Antique Silver

3 | Gunmetal

4 | Black

5 | Polished Nickel

6 | Brushed Bronze

7 | Gilded Bronze

8 | Satin Nickel

4

7

1




2



3




5



6



8



1" Finials

Fitz



Fits	Dimensions	Quantity per Box
1" Designer Metals™ Poles	Depth: ¾" Height: 1⅞" Width: 1⅞"	4 pairs per box

Product Number & Finish					
1042991	Antique Silver	1042997	Elegant Brass	1042995	Polished Nickel
1042992	Black	1042994	Gilded Bronze	1042996	Satin Nickel
1042993	Brushed Bronze	1042999	Gunmetal		

Gavin



Fits	Dimensions	Quantity per Box
1" Designer Metals™ Poles	Depth: 2 ¹⁰ / ₁₆ " Height: 1⅞" Width: 1⅞"	4 pairs per box

Product Number & Finish					
1043033	Antique Silver	1043039	Elegant Brass	1043037	Polished Nickel
1043034	Black	1043036	Gilded Bronze	1043038	Satin Nickel
1043035	Brushed Bronze	1043040	Gunmetal		

Maxwell



Fits	Dimensions	Quantity per Box
1" Designer Metals™ Poles	Depth: 2" Height: 2" Width: 2"	4 pairs per box

Product Number & Finish					
1043000	Antique Silver	1043006	Elegant Brass	1043004	Polished Nickel
1043001	Black	1043003	Gilded Bronze	1043005	Satin Nickel
1043002	Brushed Bronze	1043007	Gunmetal		

Maxwell - Duotone



Fits	Dimensions	Quantity per Box
1" Designer Metals™ Poles	Depth: 2" Height: 2" Width: 2"	4 pairs per box

Product Number & Finish					
1043043	Black + Brushed Bronze				
1043044	Black + Satin Nickel				

1" Finials

Milo



Fits	Dimensions	Quantity per Box
1" Designer Metals™ Poles	Depth: 2 1/16" Height: 2 1/32" Width: 2 1/32"	4 pairs per box

Product Number & Finish					
1043008	Antique Silver	1043014	Elegant Brass	1043012	Polished Nickel
1043009	Black	1043011	Gilded Bronze	1043013	Satin Nickel
1043010	Brushed Bronze	1043015	Gunmetal		

Soren



Fits	Dimensions	Quantity per Box
1" Designer Metals™ Poles	Depth: 2 1/2" Height: 2 1/32" Width: 2 1/32"	4 pairs per box

Product Number & Finish					
1043016	Antique Silver	1043022	Elegant Brass	1043020	Polished Nickel
1043017	Black	1043019	Gilded Bronze	1043021	Satin Nickel
1043018	Brushed Bronze	1043023	Gunmetal		

Turin




Fits	Dimensions	Quantity per Box
1" Designer Metals™ Poles	Depth: 3 1/2" Height: 1 3/4" Width: 1 3/4"	4 pairs per box

Product Number & Finish					
1043025	Antique Silver	1043031	Elegant Brass	1043029	Polished Nickel
1043026	Black	1043028	Gilded Bronze	1043030	Satin Nickel
1043027	Brushed Bronze	1043032	Gunmetal		



1" Fitz | Black, Antique Silver, Brushed Bronze, Gunmetal, Elegant Brass, Gilded Bronze, Satin Nickel, Polished Nickel



Emerson | Gilded Bronze
Elegant Brass

1" Stationary Poles

4' Fixed Width Pole



Diameter	Length	Quantity per Box
1"	4'	9 pieces per box

Product Number & Finish					
1042663	Antique Silver	1042669	Elegant Brass	1042667	Polished Nickel
1042664	Black	1042666	Gilded Bronze	1042668	Satin Nickel
1042665	Brushed Bronze	1042670	Gunmetal		

Finial plugs included.
Brackets sold separately.

6' Fixed Width Pole



Diameter	Length	Quantity per Box
1"	6'	9 pieces per box

Product Number & Finish					
1042671	Antique Silver	1042677	Elegant Brass	1042675	Polished Nickel
1042672	Black	1042674	Gilded Bronze	1042676	Satin Nickel
1042673	Brushed Bronze	1042678	Gunmetal		

Finial plugs included.
Brackets sold separately.

8' Fixed Width Pole



Diameter	Length	Quantity per Box
1"	8'	9 pieces per box

Product Number & Finish					
1042679	Antique Silver	1042686	Elegant Brass	1042684	Polished Nickel
1042680	Black	1042682	Gilded Bronze	1042685	Satin Nickel
1042681	Brushed Bronze	1042687	Gunmetal		

Finial plugs included.
Brackets sold separately.

Internal Rod Splice



Fits	Quantity per Box
1" Designer Metals™ Poles	8 pieces per box

Product Number & Finish	
1042812	Bright Zinc

Connects two poles together for larger width options.

Finial Plug



Fits	Quantity per Box
1" Designer Metals™ Poles	20 pieces per box

Product Number & Finish	
1048637	White

Can be used with stationary fixed width rods.

1" Rings

Ring



Fits		Dimensions		Quantity per Box	
1" Designer Metals™ Poles		Internal: 1 $\frac{3}{8}$ " External: 1 $\frac{11}{16}$ " External to eyelet: 2"		4 boxes per carton - 7 rings in each box	
Product Number & Finish					
1042771	Antique Silver	1042777	Elegant Brass	1042775	Polished Nickel
1042772	Black	1042774	Gilded Bronze	1042776	Satin Nickel
1042773	Brushed Bronze	1042778	Gunmetal		

Bypass C-Ring



Fits		Dimensions		Quantity per Box	
1" Designer Metals™ Poles		Internal: 1 $\frac{3}{8}$ " External: 1 $\frac{11}{16}$ " External to eyelet: 2"		4 boxes per carton - 7 rings in each box	
Product Number & Finish					
1042779	Antique Silver	1042785	Elegant Brass	1042783	Polished Nickel
1042780	Black	1042782	Gilded Bronze	1042784	Satin Nickel
1042781	Brushed Bronze	1042786	Gunmetal		

Lock Ring

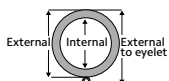


Fits		Dimensions		Quantity per Box	
1" Designer Metals™ Poles with French Returns		Internal: 1 $\frac{1}{16}$ " External: 1 $\frac{7}{8}$ " External to eyelet: 2 $\frac{3}{16}$ "		8 bags per carton - 1 ring in each bag	
Product Number & Finish					
1042763	Antique Silver	1042769	Elegant Brass	1042767	Polished Nickel
1042764	Black	1042766	Gilded Bronze	1042768	Satin Nickel
1042765	Brushed Bronze	1042770	Gunmetal		

Clips



Fits		Quantity per Box			
Designer Metals™ Rings		7 bags per carton - 7 clips in each bag			
Product Number & Finish					
1044010	Antique Silver	1044013	Elegant Brass	1044017	Polished Nickel
1044016	Black	1044012	Gilded Bronze	1044011	Satin Nickel
1044015	Brushed Bronze	1044014	Gunmetal		



Use the measurement guide to the left to help determine the correct dimensions for your selected product.

1" Brackets

3" Return O Bracket



Weight limit per bracket for 3" returns is 25 lbs.

Fits	Dimensions	Quantity per Box
1" Designer Metals™ Poles	Depth: 3 ¹¹ / ₁₆ " Height: 2 ³ / ₁₆ " Width: 2 ³ / ₁₆ " Wall to Pole: 2 ³ / ₈ " Return: 3"	10 pieces per box

Product Number & Finish					
1042918	Antique Silver	1042924	Elegant Brass	1042922	Polished Nickel
1042919	Black	1042921	Gilded Bronze	1042923	Satin Nickel
1042920	Brushed Bronze	1042925	Gunmetal		

6" Return O Bracket



Weight limit per bracket for 6" returns is 12 lbs.

Fits	Dimensions	Quantity per Box
1" Designer Metals™ Poles	Depth: 6 ¹¹ / ₁₆ " Height: 2 ³ / ₁₆ " Width: 2 ³ / ₁₆ " Wall to Pole: 5 ³ / ₈ " Return: 6"	10 pieces per box

Product Number & Finish					
1042926	Antique Silver	1042932	Elegant Brass	1042930	Polished Nickel
1042927	Black	1042929	Gilded Bronze	1042931	Satin Nickel
1042928	Brushed Bronze	1042933	Gunmetal		

3" Return Bypass O Bracket



Weight limit per bracket for 3" returns is 25 lbs.

Fits	Dimensions	Quantity per Box
1" Designer Metals™ Poles	Depth: 3 ¹ / ₂ " Height: 2 ³ / ₁₆ " Width: 2 ³ / ₁₆ " Wall to Pole: 2 ³ / ₈ " Return: 3"	10 pieces per box

Product Number & Finish					
1042934	Antique Silver	1042940	Elegant Brass	1042938	Polished Nickel
1042935	Black	1042937	Gilded Bronze	1042939	Satin Nickel
1042936	Brushed Bronze	1042941	Gunmetal		

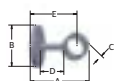
6" Return Bypass O Bracket



Weight limit per bracket for 6" returns is 12 lbs.

Fits	Dimensions	Quantity per Box
1" Designer Metals™ Poles	Depth: 6 ¹ / ₂ " Height: 2 ³ / ₁₆ " Width: 2 ³ / ₁₆ " Wall to Pole: 5 ³ / ₈ " Return: 6"	10 pieces per box

Product Number & Finish					
1042942	Antique Silver	1042948	Elegant Brass	1042946	Polished Nickel
1042943	Black	1042945	Gilded Bronze	1042947	Satin Nickel
1042944	Brushed Bronze	1042949	Gunmetal		



Use the measurement guide to the left to help determine the correct dimensions for your selected product.





1" Gavin | Polished Nickel
Satin Nickel
Gunmetal
Black
Antique Silver
Elegant Brass
Brushed Bronze
Gilded Bronze

1" French Returns

3" French Return - Left



Weight Limit for 3" French Returns is 25 lbs - wall mounted only

Fits		Dimensions		Quantity per Box	
1" Designer Metals™ Poles		Arm Width: 3¼"	Overall Width: 4¾"	4 pieces per box	
		Back Plate Width: 2½"	Return: 3"		
Product Number & Finish					
1042854	Antique Silver	1042860	Elegant Brass	1042858	Polished Nickel
1042855	Black	1042857	Gilded Bronze	1042859	Satin Nickel
1042856	Brushed Bronze	1042861	Gunmetal		

3" French Return - Right



Weight Limit for 3" French Returns is 25 lbs - wall mounted only

Fits		Dimensions		Quantity per Box	
1" Designer Metals™ Poles		Arm Width: 3¼"	Overall Width: 4¾"	4 pieces per box	
		Back Plate Width: 2½"	Return: 3"		
Product Number & Finish					
1042862	Antique Silver	1042868	Elegant Brass	1042866	Polished Nickel
1042863	Black	1042865	Gilded Bronze	1042867	Satin Nickel
1042864	Brushed Bronze	1042869	Gunmetal		

6" French Return - Left



Weight Limit for 6" French Returns is 12 lbs - wall mounted only

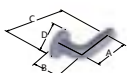
Fits		Dimensions		Quantity per Box	
1" Designer Metals™ Poles		Arm Width: 3¼"	Overall Width: 4¾"	4 pieces per box	
		Back Plate Width: 2½"	Return: 6"		
Product Number & Finish					
1042870	Antique Silver	1042876	Elegant Brass	1042874	Polished Nickel
1042871	Black	1042873	Gilded Bronze	1042875	Satin Nickel
1042872	Brushed Bronze	1042877	Gunmetal		

6" French Return - Right



Weight Limit for 6" French Returns is 12 lbs - wall mounted only

Fits		Dimensions		Quantity per Box	
1" Designer Metals™ Poles		Arm Width: 3¼"	Overall Width: 4¾"	4 pieces per box	
		Back Plate Width: 2½"	Return: 6"		
Product Number & Finish					
1042878	Antique Silver	1042884	Elegant Brass	1042882	Polished Nickel
1042879	Black	1042881	Gilded Bronze	1042883	Satin Nickel
1042880	Brushed Bronze	1042885	Gunmetal		



1 3/8" Finials

Archer



Fits	Dimensions	Quantity per Box
1 3/8" Designer Metals™ Poles	Depth: 4"	4 pairs per box
1 3/8" Estate™ Traverse Rods	Height: 3 3/16"	
1 3/8" K-Rail Traverse Rods	Width: 3 3/16"	

Product Number & Finish					
1042982	Antique Silver	1042989	Elegant Brass	1042986	Polished Nickel
1042983	Black	1042985	Gilded Bronze	1042988	Satin Nickel
1042984	Brushed Bronze	1042990	Gunmetal		

Briggs



Fits	Dimensions	Quantity per Box
1 3/8" Designer Metals™ Poles	Depth: 3 7/16"	4 pairs per box
1 3/8" Estate™ Traverse Rods	Height: 2 3/4"	
1 3/8" K-Rail Traverse Rods	Width: 2 3/4"	

Product Number & Finish					
1042958	Antique Silver	1042964	Elegant Brass	1042962	Polished Nickel
1042959	Black	1042961	Gilded Bronze	1042963	Satin Nickel
1042960	Brushed Bronze	1042965	Gunmetal		

Briggs - Duotone



Fits	Dimensions	Quantity per Box
1 3/8" Designer Metals™ Poles	Depth: 3 7/16"	4 pairs per box
1 3/8" Estate™ Traverse Rods	Height: 2 3/4"	
1 3/8" K-Rail Traverse Rods	Width: 2 3/4"	

Product Number & Finish					
1043041	Black + Brushed Bronze				
1043042	Black + Satin Nickel				

Corsa




Fits	Dimensions	Quantity per Box
1 3/8" Designer Metals™ Poles	Depth: 1 5/8"	4 pairs per box
1 3/8" Estate™ Traverse Rods	Height: 2 1/2"	
1 3/8" K-Rail Traverse Rods	Width: 2 1/2"	

Product Number & Finish					
1831904	Antique Silver	1043899	Elegant Brass	1831957	Polished Nickel
1831921	Black	1831906	Gilded Bronze	1831905	Satin Nickel
1831907	Brushed Bronze	1043943	Gunmetal		

1 3/8" Finials

Elmore




Fits		Dimensions		Quantity per Box	
1 3/8" Designer Metals™ Poles		Depth: 3"		4 pairs per box	
1 3/8" Estate™ Traverse Rods		Height: 1 1/2"			
1 3/8" K-Rail Traverse Rods		Width: 1 1/2"			
Product Number & Finish					
1832170	Antique Silver	1043900	Elegant Brass	1832176	Polished Nickel
1832171	Black	1832174	Gilded Bronze	1832177	Satin Nickel
1832172	Brushed Bronze	1043944	Gunmetal		

Emerson



Fits		Dimensions		Quantity per Box	
1 3/8" Designer Metals™ Poles		Depth: 2 7/8"		4 pairs per box	
1 3/8" Estate™ Traverse Rods		Height: 2 3/8"			
1 3/8" K-Rail Traverse Rods		Width: 2 3/8"			
Product Number & Finish					
1042974	Antique Silver	1042980	Elegant Brass	1042978	Polished Nickel
1042975	Black	1042977	Gilded Bronze	1042979	Satin Nickel
1042976	Brushed Bronze	1042981	Gunmetal		

Europa



Fits		Dimensions		Quantity per Box	
1 3/8" Designer Metals™ Poles		Depth: 3"		4 pairs per box	
1 3/8" Estate™ Traverse Rods		Height: 2 3/8"			
1 3/8" K-Rail Traverse Rods		Width: 2 3/8"			
Product Number & Finish					
1831715	Antique Silver	1043901	Elegant Brass	1831963	Polished Nickel
1831717	Black	1831960	Gilded Bronze	1831962	Satin Nickel
1831958	Brushed Bronze	1043945	Gunmetal		

Harlow



Fits		Dimensions		Quantity per Box	
1 3/8" Designer Metals™ Poles		Depth: 4"		4 pairs per box	
1 3/8" Estate™ Traverse Rods		Height: 1 3/4"			
1 3/8" K-Rail Traverse Rods		Width: 1 3/4"			
Product Number & Finish					
1832146	Antique Silver	1043902	Elegant Brass	1832152	Polished Nickel
1832147	Black	1832150	Gilded Bronze	1832153	Satin Nickel
1832148	Brushed Bronze	1043946	Gunmetal		

1 3/8" Finials

Lenn



Fits		Dimensions		Quantity per Box	
1 3/8" Designer Metals™ Poles		Depth: 1 15/16"		4 pairs per box	
1 3/8" Estate™ Traverse Rods		Height: 3"			
1 3/8" K-Rail Traverse Rods		Width: 3"			
Product Number & Finish					
1042051	Antique Silver	1042058	Elegant Brass	1042055	Polished Nickel
1042052	Black	1042054	Gilded Bronze	1042057	Satin Nickel
1042053	Brushed Bronze	1042059	Gunmetal		

Odessa



Fits		Dimensions		Quantity per Box	
1 3/8" Designer Metals™ Poles		Depth: 3 7/32"		4 pairs per box	
1 3/8" Estate™ Traverse Rods		Height: 2 7/16"			
1 3/8" K-Rail Traverse Rods		Width: 2 7/16"			
Product Number & Finish					
1042950	Antique Silver	1042956	Elegant Brass	1042954	Polished Nickel
1042951	Black	1042953	Gilded Bronze	1042955	Satin Nickel
1042952	Brushed Bronze	1042957	Gunmetal		

Pandora



Fits		Dimensions		Quantity per Box	
1 3/8" Designer Metals™ Poles		Depth: 4"		4 pairs per box	
1 3/8" Estate™ Traverse Rods		Height: 2 3/4"			
1 3/8" K-Rail Traverse Rods		Width: 2 3/4"			
Product Number & Finish					
1831705	Antique Silver	1043903	Elegant Brass	1831966	Polished Nickel
1831712	Black	1831707	Gilded Bronze	1831706	Satin Nickel
1831708	Brushed Bronze	1043947	Gunmetal		


Quinn



Fits		Dimensions		Quantity per Box	
1 3/8" Designer Metals™ Poles		Depth: 3 3/16"		4 pairs per box	
1 3/8" Estate™ Traverse Rods		Height: 2 7/16"			
1 3/8" K-Rail Traverse Rods		Width: 2 7/16"			
Product Number & Finish					
1042966	Antique Silver	1042972	Elegant Brass	1042970	Polished Nickel
1042967	Black	1042969	Gilded Bronze	1042971	Satin Nickel
1042968	Brushed Bronze	1042973	Gunmetal		

1 3/8" Finials

Rao




Fits		Dimensions		Quantity per Box	
1 3/8" Designer Metals™ Poles		Depth: 7/8"		4 pairs per box	
1 3/8" Estate™ Traverse Rods		Height: 1 1/8"			
1 3/8" K-Rail Traverse Rods		Width: 1 1/8"			
Product Number & Finish					
1831883	Antique Silver	1043904	Elegant Brass	1831967	Polished Nickel
1831890	Black	1831885	Gilded Bronze	1831884	Satin Nickel
1831886	Brushed Bronze	1043948	Gunmetal		

Stratta



Fits		Dimensions		Quantity per Box	
1 3/8" Designer Metals™ Poles		Depth: 2 1/4"		4 pairs per box	
1 3/8" Estate™ Traverse Rods		Height: 2 5/8"			
1 3/8" K-Rail Traverse Rods		Width: 2 5/8"			
Product Number & Finish					
1831634	Antique Silver	1043905	Elegant Brass	1831968	Polished Nickel
1831663	Black	1831598	Gilded Bronze	1831635	Satin Nickel
1831599	Brushed Bronze	1043949	Gunmetal		

Vivien




Fits		Dimensions		Quantity per Box	
1 3/8" Designer Metals™ Poles		Depth: 3 5/8"		4 pairs per box	
1 3/8" Estate™ Traverse Rods		Height: 2 5/8"			
1 3/8" K-Rail Traverse Rods		Width: 2 5/8"			
Product Number & Finish					
1832186	Antique Silver	1043906	Elegant Brass	1832192	Polished Nickel
1832187	Black	1832190	Gilded Bronze	1832193	Satin Nickel
1832188	Brushed Bronze	1043950	Gunmetal		



1 3/8" Archer | Gunmetal
| Brushed Bronze
| Black


1 3/8" Endcaps

Round Endcap



Fits		Dimensions		Quantity per Box	
1 3/8" Designer Metals™ Poles		Depth: 1 1/8"		4 pairs per box	
1 3/8" Estate™ Traverse Rods		Height: 1 1/2"			
1 3/8" K-Rail Traverse Rods		Width: 1 1/2"			
Product Number & Finish					
1832162	Antique Silver	1043896	Elegant Brass	1832168	Polished Nickel
1832163	Black	1832166	Gilded Bronze	1832169	Satin Nickel
1832164	Brushed Bronze	1043940	Gunmetal		

Square Endcap



Fits		Dimensions		Quantity per Box	
1 3/8" Designer Metals™ Poles		Depth: 1 3/8"		4 pairs per box	
1 3/8" Estate™ Traverse Rods		Height: 1 5/8"			
1 3/8" K-Rail Traverse Rods		Width: 1 3/8"			
Product Number & Finish					
1832154	Antique Silver	1043897	Elegant Brass	1832160	Polished Nickel
1832155	Black	1832158	Gilded Bronze	1832161	Satin Nickel
1832156	Brushed Bronze	1043941	Gunmetal		

1 3/8" Stationary Poles

4' Fixed Width Pole



Diameter	Length	Quantity per Box
1 3/8"	4'	4 pieces per box

Product Number & Finish

1042257	Antique Silver	1042653	Elegant Brass	1042651	Polished Nickel
1042258	Black	1042650	Gilded Bronze	1042652	Satin Nickel
1042259	Brushed Bronze	1042654	Gunmetal		

Finial plugs included.
Brackets sold separately.

6' Fixed Width Pole



Diameter	Length	Quantity per Box
1 3/8"	6'	4 pieces per box

Product Number & Finish

1042655	Antique Silver	1042661	Elegant Brass	1042659	Polished Nickel
1042656	Black	1042658	Gilded Bronze	1042660	Satin Nickel
1042657	Brushed Bronze	1042662	Gunmetal		

Finial plugs included.
Brackets sold separately.

8' Fixed Width Pole



Diameter	Length	Quantity per Box
1 3/8"	8'	4 pieces per box

Product Number & Finish

1832019	Antique Silver	1043911	Elegant Brass	1832023PN	Polished Nickel
1832026	Black	1832021	Gilded Bronze	1832020	Satin Nickel
1832022	Brushed Bronze	1043955	Gunmetal		

Finial plugs included.
Brackets sold separately.

1 3/8" Telescoping Poles

36"-66" Telescoping Pole



Diameter		Length		Quantity per Box	
1 3/8"		36"-66"		4 pieces per box	

Finial plugs included.
3 standard brackets included.

Product Number & Finish					
1831267	Antique Silver	1043909	Elegant Brass	1831977	Polished Nickel
1831456	Black	1831451	Gilded Bronze	1831269	Satin Nickel
1831452	Brushed Bronze	1043953	Gunmetal		

66"-120" Telescoping Pole



Diameter		Length		Quantity per Box	
1 3/8"		66"-120"		4 pieces per box	

Finial plugs included.
4 standard brackets included.

Product Number & Finish					
1831458	Antique Silver	1043910	Elegant Brass	1831978	Polished Nickel
1831465	Black	1831460	Gilded Bronze	1831459	Satin Nickel
1831461	Brushed Bronze	1043954	Gunmetal		

120"-180" Telescoping Pole



Diameter		Length		Quantity per Box	
1 3/8"		120"-180"		2 pieces per box	

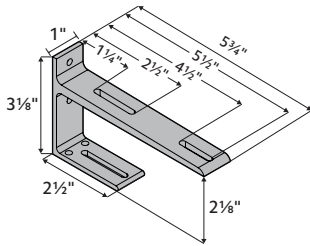
Finial plugs included.
6 standard brackets included.

Product Number & Finish					
1831467	Antique Silver	1043908	Elegant Brass	1831979	Polished Nickel
1831631	Black	1831469	Gilded Bronze	1831468	Satin Nickel
1831470	Brushed Bronze	1043952	Gunmetal		










1 3/8" Estate™ Traverse Rod Components

To learn more about the technical specs on Estate Traverse Rods and AMP™ Motorization, see pages 44-47.

Double Bracket



Fits		Dimensions		Quantity per Box
1 3/8" Estate™ Traverse Rods		Depth: 5 3/4"		10 pieces per box
2" Estate™ Traverse Rods		Height: 3 1/8"		
		Width: 1"		
Product Number & Finish				
71132062	Antique Brass	71132110	Satin Brass	
71132006	Black	71132012	Satin Nickel	

Item	Product No. & Finish	Description	Quantity Per Box
	62101000 White 62101010 Black	AMP Remote Control RF 2W 15 Channel	1 piece per box
	62201300 White	AMP Battery Charger 16.5V/0.89A	1 piece per box
	62102000 White	AMP Gateway USB Bridge	1 piece per box
	62109000 White	AMP Wall Switch Surface RF 2W 15 Channel	1 piece per box
	62108000 White	AMP Wall Switch RF 2W 15 Channel	1 piece per box
	1026660	15" Cable Assembly	10 pieces per box
	1026661	4' Cable Assembly	10 pieces per box
	1026662	10' Cable Assembly	10 pieces per box
	1026663	20' Cable Assembly	10 pieces per box

1 3/8" Rings

Ring



Clips sold separately.

Fits	Dimensions	Quantity per Box
1 3/8" Designer Metals™ Poles	Internal: 1 3/4" External: 2 1/8" External to eyelet: 2 3/8"	4 boxes per carton - 7 rings in each box

Product Number & Finish					
1043994	Antique Silver	1043997	Elegant Brass	1044001	Polished Nickel
1044000	Black	1043996	Gilded Bronze	1043995	Satin Nickel
1043999	Brushed Bronze	1043998	Gunmetal		

Bypass C-Ring



Clips sold separately.

Fits	Dimensions	Quantity per Box
1 3/8" Designer Metals™ Poles	Internal: 1 3/4" External: 2 1/8" External to eyelet: 2 3/8"	4 boxes per carton - 7 rings in each box

Product Number & Finish					
1044002	Antique Silver	1044005	Elegant Brass	1044009	Polished Nickel
1044008	Black	1044004	Gilded Bronze	1044003	Satin Nickel
1044007	Brushed Bronze	1044006	Gunmetal		

Transitional Ring



Clips sold separately.

Fits	Dimensions	Quantity per Box
1 3/8" Designer Metals™ Poles	Internal: 1 5/8" External: 2" External to eyelet: 2 1/2"	4 boxes per carton - 7 rings in each box

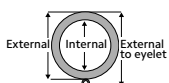
Product Number & Finish					
1831549	Antique Silver	1043913	Elegant Brass	1831543PN	Polished Nickel
1831542	Black	1831547	Gilded Bronze	1831548	Satin Nickel
1831546	Brushed Bronze	1043957	Gunmetal		

Clips



Fits	Quantity per Box
Designer Metals™ Rings	7 bags per carton - 7 clips in each bag

Product Number & Finish					
1044010	Antique Silver	1044013	Elegant Brass	1044017	Polished Nickel
1044016	Black	1044012	Gilded Bronze	1044011	Satin Nickel
1044015	Brushed Bronze	1044014	Gunmetal		



Use the measurement guide to the left to help determine the correct dimensions for your selected product.

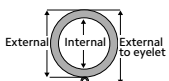
1 3/8" Rings

Lock Ring



Fits	Dimensions	Quantity per Box
1 3/8" Designer Metals™ Poles with French Returns	Internal: 1 7/16" External: 2 1/8" External to eyelet: 2 5/8"	8 bags per carton - 1 ring in each bag

Product Number & Finish					
1042605	Antique Silver	1042761	Elegant Brass	1042609	Polished Nickel
1042606	Black	1042608	Gilded Bronze	1042760	Satin Nickel
1042607	Brushed Bronze	1042762	Gunmetal		



1 3/8" Brackets

3" Return O Bracket



Weight limit per bracket for 3" returns is 32 lbs.

Fits		Dimensions		Quantity per Box	
1 3/8" Designer Metals™ Poles		Depth: 3 7/10"	Height: 3"	10 pieces per box	
		Width: 3/5"	Wall to Pole: 1 3/4"		
		Return: 3"			
Product Number & Finish					
1042706	Antique Silver	1042892	Elegant Brass	1042890	Polished Nickel
1042707	Black	1042709	Gilded Bronze	1042891	Satin Nickel
1042708	Brushed Bronze	1042893	Gunmetal		

6" Return O Bracket



Weight limit per bracket for 6" returns is 16 lbs.

Fits		Dimensions		Quantity per Box	
1 3/8" Designer Metals™ Poles		Depth: 6 7/10"	Height: 3"	10 pieces per box	
		Width: 3/5"	Wall to Pole: 4 3/4"		
		Return: 6"			
Product Number & Finish					
1042894	Antique Silver	1042900	Elegant Brass	1042898	Polished Nickel
1042895	Black	1042897	Gilded Bronze	1042899	Satin Nickel
1042896	Brushed Bronze	1042901	Gunmetal		

3" Return Bypass O Bracket



Weight limit per bracket for 3" returns is 32 lbs.

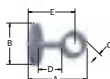
Fits		Dimensions		Quantity per Box	
1 3/8" Designer Metals™ Poles		Depth: 3 7/10"	Height: 3"	10 pieces per box	
		Width: 3/5"	Wall to Pole: 1 3/4"		
		Return: 3"			
Product Number & Finish					
1042902	Antique Silver	1042908	Elegant Brass	1042906	Polished Nickel
1042903	Black	1042905	Gilded Bronze	1042907	Satin Nickel
1042904	Brushed Bronze	1042909	Gunmetal		

6" Return Bypass O Bracket



Weight limit per bracket for 6" returns is 16 lbs.

Fits		Dimensions		Quantity per Box	
1 3/8" Designer Metals™ Poles		Depth: 6 7/10"	Height: 3"	10 pieces per box	
		Width: 3/5"	Wall to Pole: 4 3/4"		
		Return: 6"			
Product Number & Finish					
1042910	Antique Silver	1042916	Elegant Brass	1042914	Polished Nickel
1042911	Black	1042913	Gilded Bronze	1042915	Satin Nickel
1042912	Brushed Bronze	1042917	Gunmetal		



Use the measurement guide to the left to help determine the correct dimensions for your selected product.

1 3/8" French Returns

3" French Return - Left



Weight Limit for 3" French Returns is 32 lbs - wall mounted only

Fits		Dimensions		Quantity per Box	
1 3/8" Designer Metals™ Poles		Arm Width: 3/4" Overall Width: 4 3/4" Back Plate Width: 3" Return: 3"		4 pieces per box	
Product Number & Finish					
1042592	Antique Silver	1042598	Elegant Brass	1042596	Polished Nickel
1042593	Black	1042595	Gilded Bronze	1042597	Satin Nickel
1042594	Brushed Bronze	1042599	Gunmetal		

3" French Return - Right



Weight Limit for 3" French Returns is 32 lbs - wall mounted only

Fits		Dimensions		Quantity per Box	
1 3/8" Designer Metals™ Poles		Arm Width: 3/4" Overall Width: 4 3/4" Back Plate Width: 3" Return: 3"		4 pieces per box	
Product Number & Finish					
1042830	Antique Silver	1042836	Elegant Brass	1042834	Polished Nickel
1042831	Black	1042833	Gilded Bronze	1042835	Satin Nickel
1042832	Brushed Bronze	1042837	Gunmetal		

6" French Return - Left



Weight Limit for 6" French Returns is 16 lbs - wall mounted only

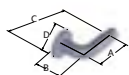
Fits		Dimensions		Quantity per Box	
1 3/8" Designer Metals™ Poles		Arm Width: 3/4" Overall Width: 4 3/4" Back Plate Width: 3" Return: 6"		4 pieces per box	
Product Number & Finish					
1042838	Antique Silver	1042844	Elegant Brass	1042842	Polished Nickel
1042839	Black	1042841	Gilded Bronze	1042843	Satin Nickel
1042840	Brushed Bronze	1042845	Gunmetal		

6" French Return - Right



Weight Limit for 6" French Returns is 16 lbs - wall mounted only

Fits		Dimensions		Quantity per Box	
1 3/8" Designer Metals™ Poles		Arm Width: 3/4" Overall Width: 4 3/4" Back Plate Width: 3" Return: 6"		4 pieces per box	
Product Number & Finish					
1042846	Antique Silver	1042852	Elegant Brass	1042850	Polished Nickel
1042847	Black	1042849	Gilded Bronze	1042851	Satin Nickel
1042848	Brushed Bronze	1042853	Gunmetal		





1 3/8" French Return + Lock Ring | Black

1 3/8" Decorative Brackets

Decorative Bracket



Fits		Dimensions		Quantity per Box	
1 3/8" Designer Metals™ Poles		Depth: 4 1/8"-5 1/8"	Height: 3"	10 pieces per box	
		Width: 7/8"	Wall to Pole: 2 1/8"-3 1/8"		
		Return: 3"-4"			
Product Number & Finish					
1832074	Antique Silver	1043895	Elegant Brass	1832080	Polished Nickel
1832075	Black	1832078	Gilded Bronze	1832081	Satin Nickel
1832076	Brushed Bronze	1043939	Gunmetal		

Decorative Bypass Bracket



Fits		Dimensions		Quantity per Box	
1 3/8" Designer Metals™ Poles		Depth: 3 3/4"-4 3/4"	Height: 3"	10 pieces per box	
		Width: 7/8"	Wall to Pole: 2 1/8"-3 1/8"		
		Return: 3"-4"			
Product Number & Finish					
1832090	Antique Silver	1043887	Elegant Brass	1832096	Polished Nickel
1832091	Black	1832094	Gilded Bronze	1832097	Satin Nickel
1832092	Brushed Bronze	1043931	Gunmetal		

Decorative Ceiling Bracket

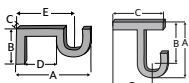


Fits		Dimensions		Quantity per Box	
1 3/8" Designer Metals™ Poles		Depth: 3"	Height: 3 3/4"-4 3/4"	10 pieces per box	
		Width: 7/8"	Ceiling to Pole: 2 5/8"-3 5/8"		
		Back Edge to Pole: 2 7/8"			
Product Number & Finish					
1832082	Antique Silver	1043889	Elegant Brass	1832088	Polished Nickel
1832083	Black	1832086	Gilded Bronze	1832089	Satin Nickel
1832084	Brushed Bronze	1043933	Gunmetal		

Decorative Ceiling Bypass Bracket



Fits		Dimensions		Quantity per Box	
1 3/8" Designer Metals™ Poles		Depth: 3"	Height: 3 5/8"-4 5/8"	10 pieces per box	
		Width: 7/8"	Ceiling to Pole: 2 5/8"-3 5/8"		
		Back Edge to Pole: 3"			
Product Number & Finish					
1832098	Antique Silver	1043890	Elegant Brass	1832104	Polished Nickel
1832099	Black	1832102	Gilded Bronze	1832105	Satin Nickel
1832100	Brushed Bronze	1043934	Gunmetal		



1 3/8" Decorative Brackets

Decorative Double Bracket



Fits		Dimensions		Quantity per Box		
1 3/8" Designer Metals™ Poles		Depth: 7 1/8"-8 1/8"	Height: 3"	10 pieces per box		
		Width: 7/8"	Wall to Back Pole: 2 1/8"-3 1/8"			
		Inner Return: 3"-4"	Outer Return: 6"-7"			
Product Number & Finish						
1832106	Antique Silver	1043893	Elegant Brass		1832112	Polished Nickel
1832107	Black	1832110	Gilded Bronze	1832113	Satin Nickel	
1832108	Brushed Bronze	1043937	Gunmetal			

Decorative Double Bypass Bracket



Fits		Dimensions		Quantity per Box		
1 3/8" Designer Metals™ Poles		Depth: 7"-8"	Height: 3"	10 pieces per box		
		Width: 7/8"	Wall to Back Pole: 2 1/4"-3 1/4"			
		Inner Return: 3 1/4"-4 1/4"	Outer Return: 6 1/4"-7 1/4"			
Product Number & Finish						
1832122	Antique Silver	1043894	Elegant Brass		1832128	Polished Nickel
1832123	Black	1832126	Gilded Bronze	1832129	Satin Nickel	
1832124	Brushed Bronze	1043938	Gunmetal			

Decorative Ceiling Double Bracket

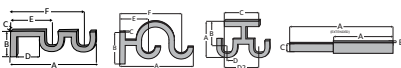


Fits		Dimensions		Quantity per Box		
1 3/8" Designer Metals™ Poles		Depth: 5 1/8"	Height: 3 5/8"-4 5/8"	10 pieces per box		
		Width: 7/8"	Ceiling to Pole: 2 5/8"-3 3/8"			
			Back Edge to Pole: 3 1/2"			
Product Number & Finish						
1832114	Antique Silver	1043891	Elegant Brass		1832120	Polished Nickel
1832115	Black	1832118	Gilded Bronze	1832121	Satin Nickel	
1832116	Brushed Bronze	1043935	Gunmetal			

Decorative Bracket Extension



Fits		Dimensions		Quantity per Box		
1 3/8" Designer Metals™ Poles		Depth: 3"-4"	Height: 1/2"	10 pieces per box		
		Width: 1/2"				
Product Number & Finish						
1832138	Antique Silver	1043886	Elegant Brass		1832144	Polished Nickel
1832139	Black	1832142	Gilded Bronze		1832145	Satin Nickel
1832140	Brushed Bronze	1043930	Gunmetal			



Use the measurement guide to the left to help determine the correct dimensions for your selected product.

1 3/8" Standard Brackets

Standard Bracket



Fits	Dimensions	Quantity per Box
1 3/8" Designer Metals™ Poles	Depth: 5 1/4"-7" Height: 2 3/8" Width: 1" Wall to Pole: 3 1/2"-5 1/4" Return: 4 3/8"-6 1/8"	10 pieces per box

Product Number & Finish					
1858569	Antique Silver	1043885	Elegant Brass	*	Polished Nickel
1858572	Black	1858568	Gilded Bronze	1858570	Satin Nickel
1858574	Brushed Bronze	1043929	Gunmetal		

*Order Satin Nickel for Polished Nickel



1 3/8" Accessories & Components

Inside Mount Socket




Fits	Dimensions	Quantity per Box
1 3/8" Designer Metals™ Poles	Depth: 1 1/4" Height: 1 5/8" Width: 1 5/8"	4 pairs per box

Product Number & Finish					
1832218	Antique Silver	1043907	Elegant Brass	1832224	Polished Nickel
1832219	Black	1832222	Gilded Bronze	1832225	Satin Nickel
1832220	Brushed Bronze	1043951	Gunmetal		

Mounts a 1 3/8" rod between two facing walls.

Swivel Socket



Fits	Dimensions	Quantity per Box
1 3/8" Designer Metals™ Poles 1 3/8" Estate™ Traverse Rods 1 3/8" K-Rail Traverse Rods	Length to Center: 1 1/2" Pole Diameter: 1 7/16" Full Length: 1 7/8" Depth of Socket: 1/8"	4 pieces per box

Product Number & Finish					
1831428	Antique Silver	1043912	Elegant Brass	1831422PN	Polished Nickel
1831421	Black	1831426	Gilded Bronze	1831427	Satin Nickel
1831425	Brushed Bronze	1043956	Gunmetal		

36" Baton with Bypass C-Ring



Fits	Dimensions	Quantity per Box
1 3/8" Designer Metals™ Poles	36" Long	6 pieces per box

Product Number & Finish					
1831558	Antique Silver	1043921	Elegant Brass	1831559	Polished Nickel
1831551	Black	1831556	Gilded Bronze	1831557	Satin Nickel
1831555	Brushed Bronze	1043965	Gunmetal		

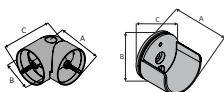
Finial Plug



Fits	Quantity per Box
1 3/8" Designer Metals™ Poles	20 pieces per box

Product Number & Finish	
73405058	White

Can be used with stationary fixed width & telescoping rods.



Use the measurement guide to the left to help determine the correct dimensions for your selected product.

1 3/8" Components

Internal Rod Splice



Fits	Quantity per Box
------	------------------

1 3/8" Designer Metals™ Poles	6 pieces per box
-------------------------------	------------------

Product Number & Finish

73304061 Bright Zinc

Connects two poles together for larger width options.

Finial Wall Mount



Fits	Quantity per Box
------	------------------

1 3/8" Designer Metals™ Finials	4 pairs per box
---------------------------------	-----------------

Product Number & Finish

54780058 White

Use with decorative finial.

Teflon Tape



Quantity per Roll	Quantity per Box
-------------------	------------------

54' per roll	1 roll per box
--------------	----------------

Product Number & Finish

84990000 Clear

Teflon tape is used on stationary poles to help rings slide smoothly across the pole.

2" Finials & Endcaps

Corsa



Fits		Dimensions		Quantity per Box	
2" Estate™ Traverse Rods		Depth: 2¼" Height: 3½" Width: 3½"		4 pairs per box	
Product Number & Finish					
1832001	Antique Silver	1043915	Elegant Brass	1831952	Polished Nickel
1832008	Black	1832003	Gilded Bronze	1832002	Satin Nickel
1832004	Brushed Bronze	1043959	Gunmetal		

Europa



Fits		Dimensions		Quantity per Box	
2" Estate™ Traverse Rods		Depth: 4¼" Height: 3¾" Width: 3¾"		4 pairs per box	
Product Number & Finish					
1832202	Antique Silver	1043916	Elegant Brass	1832208	Polished Nickel
1832203	Black	1832206	Gilded Bronze	1832209	Satin Nickel
1832204	Brushed Bronze	1043960	Gunmetal		

Pandora



Fits		Dimensions		Quantity per Box	
2" Estate™ Traverse Rods		Depth: 5⅝" Height: 3¾" Width: 3¾"		4 pairs per box	
Product Number & Finish					
1831981	Antique Silver	1043917	Elegant Brass	1831980	Polished Nickel
1831988	Black	1831983	Gilded Bronze	1831982	Satin Nickel
1831984	Brushed Bronze	1043961	Gunmetal		


Rao



Fits		Dimensions		Quantity per Box	
2" Estate™ Traverse Rods		Depth: 1⅝" Height: 2½" Width: 2½"		4 pairs per box	
Product Number & Finish					
1831992	Antique Silver	1043918	Elegant Brass	1930946	Polished Nickel
1831999	Black	1831994	Gilded Bronze	1831993	Satin Nickel
1831995	Brushed Bronze	1043962	Gunmetal		

2" Finials & Endcaps


Stratta



Fits		Dimensions		Quantity per Box	
2" Estate™ Traverse Rods		Depth: 3 1/8" Height: 3 3/8" Width: 3 5/8"		4 pairs per box	
Product Number & Finish					
1832210	Antique Silver	1043919	Elegant Brass	1832216	Polished Nickel
1832211A	Black	1832214	Gilded Bronze	1832217	Satin Nickel
1832212	Brushed Bronze	1043963	Gunmetal		



1 3/8" Briggs | Black + Brushed Bronze
1" Maxwell



1 3/8" Briggs | Black + Satin Nickel
1" Maxwell

2" Estate™ Traverse Rods

To learn more about the technical specs on Estate Traverse Rods and AMP™ Motorization, see pages 44-47.

Assembled Set with Slides



Manual Traversing Rods with Selected Carriers

Unit of Measure

Foot - Orders over 8 feet will be spliced. A Keystone will be provided to cover the splice.

AMP™ Motorization Upcharge

Charger, item #62201300 included. Remotes sold separately.

Product Number & Finish

93685867	Antique Silver	93685925	Elegant Brass	93685924	Polished Nickel
93685922	Black	93685920	Gilded Bronze	93685923	Satin Nickel
93685919	Brushed Bronze	93685926	Gunmetal		

Assembled Set with Wheeled Ripplefold™ Carriers



Manual Traversing Rods with Selected Carriers

Unit of Measure

Foot - Orders over 8 feet will be spliced. A Keystone will be provided to cover the splice.

AMP™ Motorization Upcharge


Charger, item #62201300 included. Remotes sold separately.

Product Number & Finish

93686867	Antique Silver	93686925	Elegant Brass	93686924	Polished Nickel
93686922	Black	93686920	Gilded Bronze	93686923	Satin Nickel
93686919	Brushed Bronze	93686926	Gunmetal		

2" Estate™ Rod With Slides | Black

Custom sizes only.
Available in 1 3/8" & 2".




1 3/8" Estate™ Rod With Slides | Antique Silver

Custom sizes only.
Available in 1 3/8" & 2".



2" Estate™ Rod With Ripplefold™ | Gilded Bronze

Custom sizes only.
Available in 1 3/8" & 2".



Estate™ Keystones | Gilded Bronze

Available in 1 3/8" & 2".





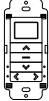




2" Estate™ Traverse Rod Components

To learn more about the technical specs on Estate Traverse Rods and AMP™ Motorization, see pages 44-47.

2" Estate™ Keystone




Fits		Quantity per Box	
2" Estate™ Traverse Rods		25 pieces per box	
Product Number & Finish			
1832234	Antique Silver	1043927	Elegant Brass
1832235	Black	1832238	Gilded Bronze
1832236	Brushed Bronze	1043970	Gunmetal
1832240	Polished Nickel	1832241	Satin Nickel

Item	Product No. & Finish	Description	Quantity Per Box
	62101000 White 62101010 Black	AMP Remote Control RF 2W 15 Channel	1 piece per box
	62201300 White	AMP Battery Charger 16.5V/0.89A	1 piece per box
	62102000 White	AMP Gateway USB Bridge	1 piece per box
	62109000 White	AMP Wall Switch Surface RF 2W 15 Channel	1 piece per box
	62108000 White	AMP Wall Switch RF 2W 15 Channel	1 piece per box
	1026660	15" Cable Assembly	10 pieces per box
	1026661	4' Cable Assembly	10 pieces per box
	1026662	10' Cable Assembly	10 pieces per box
	1026663	20' Cable Assembly	10 pieces per box

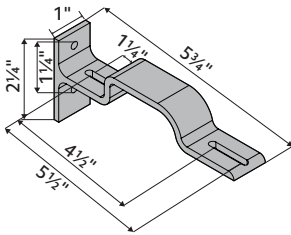
2" Accessories

Swivel Socket



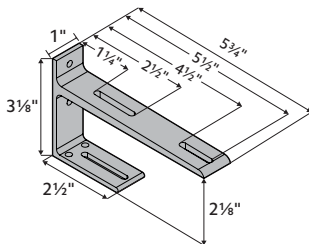
Fits		Dimensions		Quantity per Box
2" Estate™ Traverse Rods		Length to Center: 1 3/8" Pole Diameter: 2 1/16" Full Length: 2 1/16" Depth of Socket: 1/4"		4 pieces per box
Product Number & Finish				
1831419	Antique Silver	1043920	Elegant Brass	1831413PN Polished Nickel
1831412	Black	1831417	Gilded Bronze	1831418 Satin Nickel
1831416	Brushed Bronze	1043964	Gunmetal	

Double Bracket



Fits		Dimensions		Quantity per Box
1 3/8" Estate™ Traverse Rods 2" Estate™ Traverse Rods		Depth: 5 3/4" Height: 2 1/4" Width: 1"		10 pieces per box
Product Number & Finish				
71134110	Satin Brass			

Double Bracket



Fits		Dimensions		Quantity per Box
1 3/8" Estate™ Traverse Rods 2" Estate™ Traverse Rods		Depth: 5 3/4" Height: 3 1/8" Width: 1"		10 pieces per box
Product Number & Finish				
71132062	Antique Brass	71132110	Satin Brass	
71132006	Black	71132012	Satin Nickel	



Use the measurement guide to the left to help determine the correct dimensions for your selected product.

AMP™ Motorization

Why AMP™?

The slim design of the quiet, yet powerful motor and the position on the track allows the motor to tuck seamlessly behind your drapery panel so you'll never have to sacrifice your style or comfort. For safety measures, you're able to move the draperies with a gentle tug, allowing for operation when a remote is not present or if a guest is unaware of the motorization feature. The dual battery and AC power sources allows operation in case of a power outage so draperies may be opened in the event of an emergency. AMP™ Motorization is available on our most popular traversing tracks, Estate and Architrac® Series 94001 and in drapery header styles Ripplefold™ and pleated for a variety of styling options. This is comfortable living at its finest.

For AMP™ Motorization brochure, programming instructions and installation instructions, please visit the drapery hardware resource library at kirsch.com.

Benefits & Features

AMP™ Motorization

- Motor mounts to the back of the track which allows a seamless look between motorized and manual traverse rods
- Drapery fabrication does not need to change between manually controlled draperies and motorized draperies; No additional returns or any special instructions
- Limits are set automatically after installation
- Remote control is radio frequency and easily pairs with the motor
- Tug feature; when drapery is pulled the motor will traverse the drapery
- AMP™ App with AMP™ USB Bridge
- Architrac® Series 94001 Rods with AMP™ cannot be bent or curved

Frequently Asked Questions

What is the weight capacity?

64 lbs Motor is rated to 64 lbs. Be sure not to exceed the Estate or Architrac track specifications to ensure your motor operates optimally.

Can you double the weight capacity by using two motors?

No Only use one motor per rod.

Does AMP™ offer limit setting?

Yes The motor automatically sets its limits.

Does AMP™ offer touch control?

Yes The tug feature allows you to pull on the drapery and the motor will automatically open or close your draperies.

How long is the power cord?

6 ft The durable, non-extendable power cord is extra long for out of reach places. Any extra can be rolled and secured for a tidy look. Cable extensions are available in 15", 4', 10' and 20' lengths to reach outlets that are farther away from the motor.

Is there a wall switch?

Yes There are Flush Mount and Surface Mount Wall Switches available.

Does AMP™ offer a warranty?

Yes See the Kirsch Warranty document for more information.

Download the AMP™ APP to get started



AMP™ Motorization Overview

Overview

- Soft start/stop & manual operation
- Tug feature: when drapery is pulled the motor will traverse the drapery
- Automatic limits on end stop
- Favorite/intermediate position
- Dry contact for external control
- RF Remote and wall switches
- Setting with buttons on motor units
- Setting with external dry contact switch
- LED Indicators
- One-Way and Two-Way Draw
- Pleated
- Ripplefold™
- AMP™ App with AMP™ USB Bridge

Available Colors

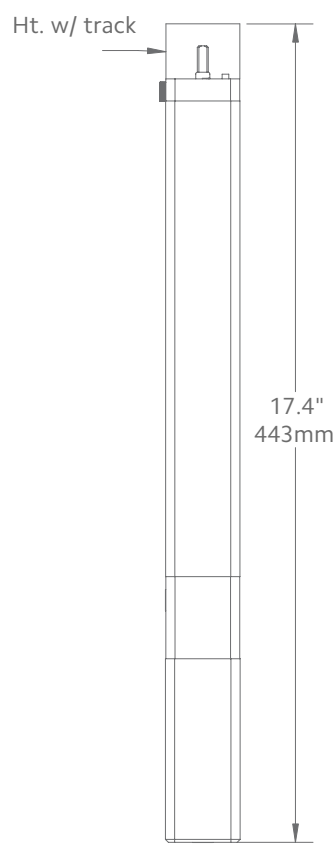


White

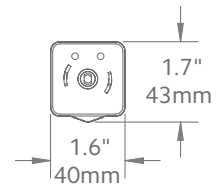
Side View



Front View



Bottom View



Motor Unit

Product No.

AMP™ Drapery Motor 62001300

Technical Specs

AMP™ Motor

Power Supply DC 16.5V-0.89A
(100-240VAC 50/60Hz 0.5A)

Amperage 2.55Ah

Average Linear Speed 7.8inches/sec

Power Consumption 40 watts

Torque 1.2Nm

Power Cable Length 6 feet

Variable Speed 80, 100 & 120 rpm

Certifications UL/CE

Max. Track Length Estate™ - 16 ft
Architrac™ 94001 - 16 ft

Max. Load 64 lbs

Follow track specifications for drapery weight.



Estate™ Overview

To help determine which system is right for your project, use the guideline below to select the best fit. For more detailed information about each track, please visit our resource library at kirsch.com.

Estate™ Series	Designer Metals™	Wood Trends™	Wrought Iron
What is your preferred size?			
1 3/8"	•	•	•
2"	•	•	
What is your preferred Draw type?			
Motorized	•	•	•
Manual	•	•	•
What is your preferred Drapery Heading type?			
Pleated	•	•	•
Ripplefold™	•	•	•
What is your mounting location?			
Ceiling Mount*	•	•	•
Wall Mount	•	•	•

*Finial choices may be limited for ceiling mounted Estate™ Rods.

Track Performance Data

Style	Heading Style	Mount	Draw	Minimum Track Length	Maximum Track Length	Minimum Fabric Weight	Lbs. per Ft.
 83611 1 3/8" Estate™ Manual or Motorized Draw	Pleated, Ripplefold™	Ceiling, Wall	One-Way	18 in	16 ft	64 lbs	4
			Two-Way	18 in	16 ft	64 lbs	4
 93601 2" Estate™ Manual or Motorized Draw	Pleated, Ripplefold™	Ceiling, Wall	One-Way	18 in	16 ft	64 lbs	4
			Two-Way	18 in	16 ft	64 lbs	4

*Maximum track lengths and maximum fabric weight do not apply to curved track. Check with customer service for feasibility. Send complete specifications and fabric weight.

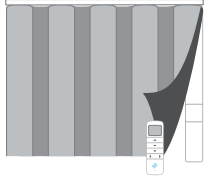
Splices & Keystones per Track

Track Length	Number of Splices	Keystones Included
8 ft. to 16 ft.	1	1

Operating Systems

Motorized Draw

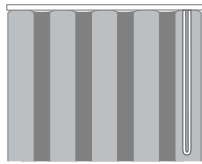
AMP™ Motorization



- Easy to use
- Quiet, powerful motor
- Pleated or Ripplefold™
- For Estate™ Traverse Rods or Architrac® Series 94001
- For more information, see page 46

Manual Draw

Cord Draw



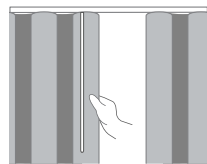
- Easy to use
- Pleated or Ripplefold™

Hand/Baton Draw



- Easy to use
- A gentle tug allows drapery to glide across track
- Pleated or Ripplefold™


Baton Duplex Draw



- Easy to use
- Used on split draw rods
- Pleated or Ripplefold™
- When the baton is pulled on one stack, draperies on both sides of the traverse rod open or close

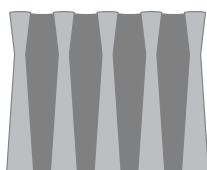
Header Styles

Ripplefold™



- Panels can be pressed flat, yet fall into fold
- No hooks or pins
- Headings are suspended under track
- Stack back is less than conventional pleated draperies
- Draperies snap on/off carriers for easy installation
- Interior drapery appearance is identical to exterior-facing appearance

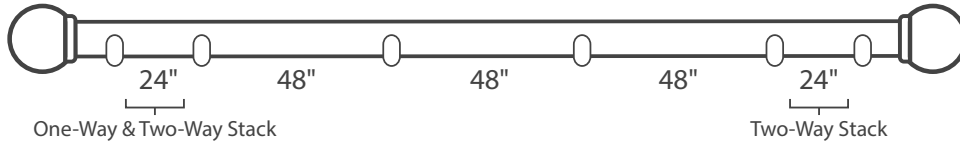
Pleated



- A classic header option
- Can be used with most track systems using slip-in or pin-on hooks
- Headings can be suspended under the track or over the face of the track to conceal hardware
- Four carriers per foot is standard, additional carriers or rings can be ordered

Bracket Spacing & Mount Options

Place brackets at each end. On the ends where the drapery will stack, place the next bracket at a maximum of 24" from the first bracket, then place remaining brackets at 48" intervals over the remainder of the track. Spacing may need to be shortened for heavier draperies. All mounting options are compatible with our AMP™ Motorization.



Wall Mount using parts:


To achieve this look, order Estate rod, wall mount and all components will be included.

94129061
Zinc



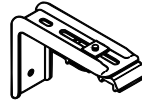
or

1856973
Satin Nickel



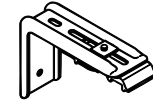
or

1856978
Brushed Bronze

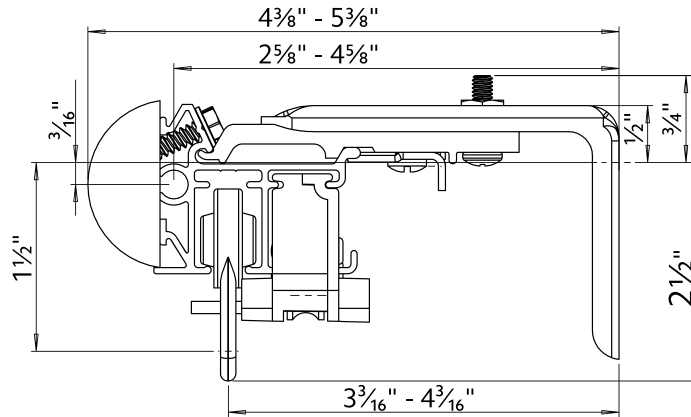


or

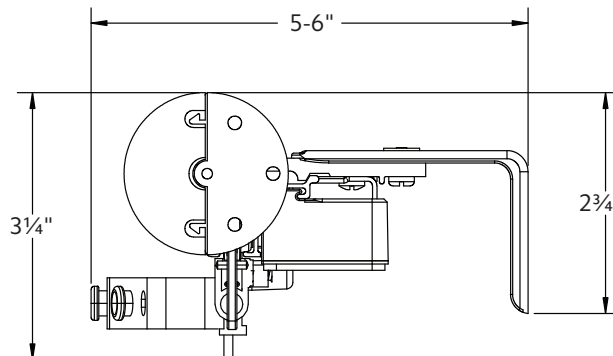
1857324
Black



1 3/8" Wall Mount



2" Wall Mount



Ceiling Mount using parts:

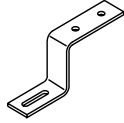
To achieve this look, order Estate rod, ceiling mounted. 94130xxx brackets are included with the rod. Then order item 1796061 ceiling mount bracket in the quantity needed based on the bracket spacing drawing on page 40.

94130xxx

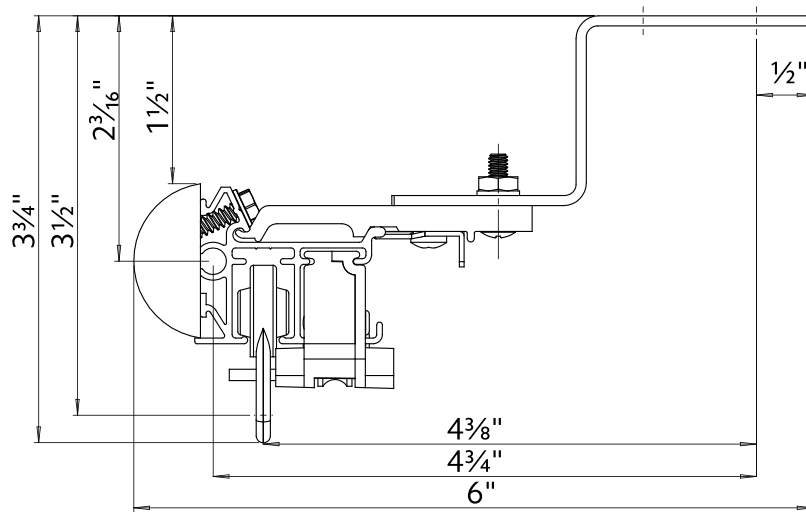


8

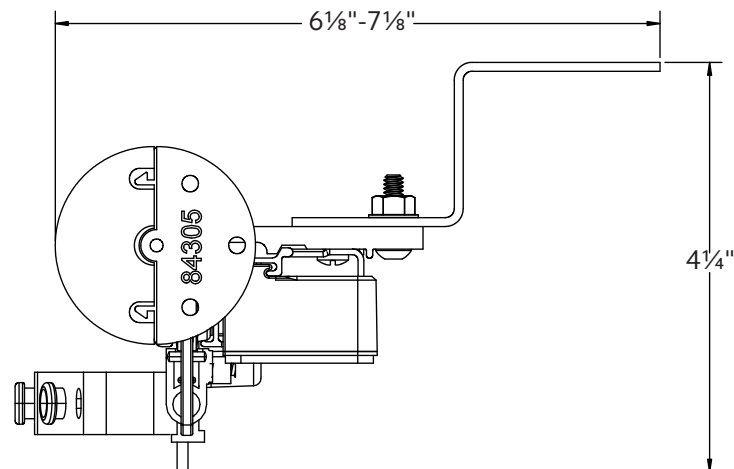
1796061



1 3/8" Ceiling Mount



2" Ceiling Mount



Double Wall Mount using parts:

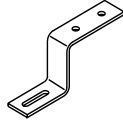
To achieve this look, order Estate rod, ceiling mounted. 94130xxx brackets are included with the rod. Then order one, item 94125xxx double bracket and two, item 1796061 ceiling mount brackets multiplied by the quantity needed based on the bracket spacing drawing on page 40.

94125xxx



⊕

1796061

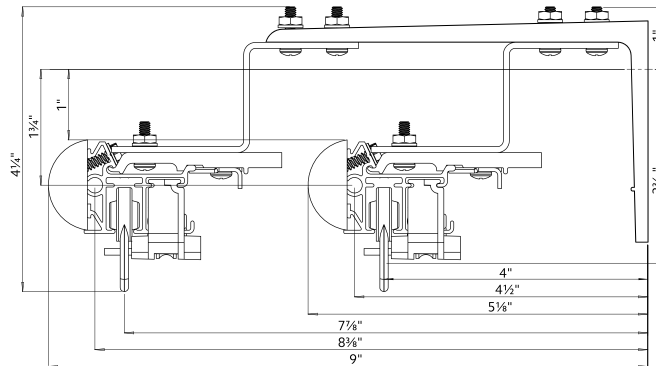


⊕

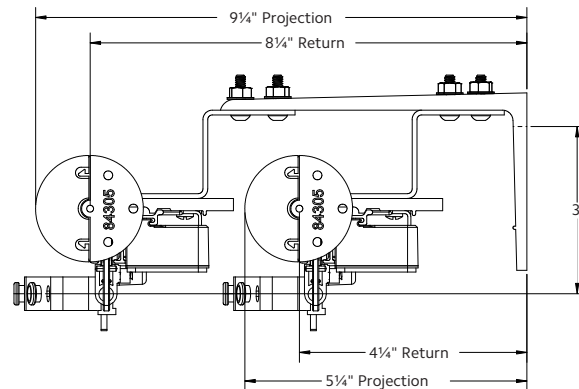
94130xxx



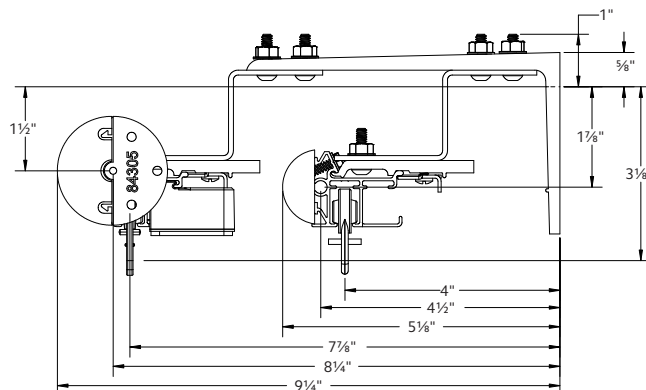
1 3/8" Double Wall Mount



2" Double Wall Mount



2" Front & 1 3/8" Back Double Wall Mount



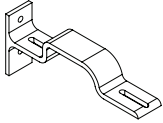
Double Wall Mount using parts:

To achieve this look, order Estate rod ceiling mounted. 94130xxx brackets are included with the rod. Then order one, item 71134110 double bracket in the quantity needed based on the bracket spacing drawing on page 40.

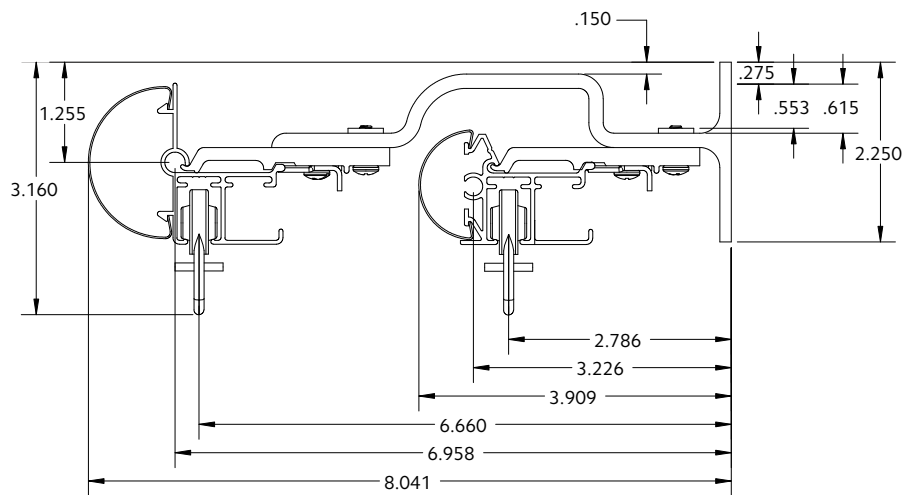
71134110

&

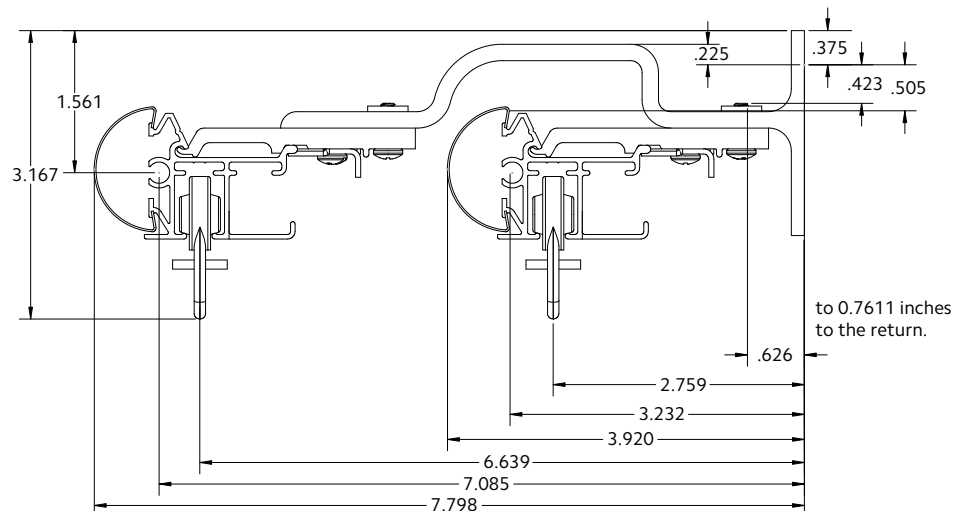
94130xxx



2" Front & 1 3/8" Back Double Wall Mount



1 3/8" Front & 1 3/8" Back Double Wall Mount



Calculating Drapery Weight

1. Fabric Weight

Some fabric samples list on the back of the swatch the weight listed in Ounces/SqYd (ounces per square yard). Call the manufacturer for the weight if not listed.

2. Lining Weight

Most drapery linings are 2oz - 4oz per square yard.

Drapery Weight Formula

Total Square Yards = (total yards x 36 x fabric width) ÷ 1296 (1-square yard)

Weight = total square yards x weight in ounces per SqYd) ÷ 16 oz in lb

Example 32 yards of 54" wide fabric weighing 14 oz/SqYd
Total square yards = (32 x 36 x 54) = 62,208 ÷ 1296 = 48 SqYds
Weight = (48 x 14oz) = 672 ÷ 16 = 42 lbs

Lining Weight Formula

Total Square Yards = (total yards x 36 x fabric width) ÷ 1296 (1-square yard)

Weight = total square yards x weight in ounces per SqYd) ÷ 16 oz in lb

Example 32 yards of 54" wide fabric weighing 6 oz/SqYd
Total square yards = (32 x 36 x 54) = 62,208 ÷ 1296 = 48 SqYds
Weight = (48 x 4oz) = 192 ÷ 16 = 12 lbs

Fabrics by Weight

Contact the fabric manufacturer for your specific fabric weight.

Fabric Type	Weight per Square Yard
Drapery Lining	2-4oz
Interlining	5-6oz
Blackout Lining	6-10oz
Bump Lining	12-14oz
Silks	2-4oz
Chintz	2-4oz
Printed Cottons	4-6oz
Linens	6-10oz
Jacquards	10-14oz
Velvets	14-18oz

Stack Guides

Pleated Stack Guide (for 16 mm carriers)

Note: Stack size is estimated. Type of fabric used could alter these measurements.

Size of Track (in inches)	5 carriers per foot 3x fullness		4 carriers per foot 2½x fullness		3 carriers per foot 2x fullness	
	Stackback One-Way	Stackback Two-Way (per side)	Stackback One-Way	Stackback Two-Way (per side)	Stackback One-Way	Stackback Two-Way (per side)
18	11.75	8.75	10.5	8.5	10.5	8.5
24	13	9.25	11.75	8.75	10.5	8.5
30	15.75	10.5	13	9.25	11.75	8.75
36	17	11.25	14.5	10	13	9.25
42	18.5	12	15.75	10.5	14.5	10
48	19.75	12.5	17	11.25	14.5	10
54	22.25	14	18.5	12	15.75	10.5
60	23.75	14.5	19.75	12.5	17	11.25
66	25	15.25	21	13.25	18.5	12
72	26.25	16	22.25	14	18.5	12
78	29	17.25	23.75	14.5	19.75	12.5
84	30.25	18	25	15.25	21	13.25
90	31.5	18.5	26.25	16	22.25	14
96	33	19.25	27.5	16.5	22.25	14
102	35.5	20.5	29	17.25	23.75	14.5
108	36.75	21.25	30.25	18	25	15.25
114	38.25	21.75	31.5	18.5	26.25	16
120	39.5	22.5	33	19.25	26.25	16
126	42.25	23.75	34.25	19.75	27.5	16.5
132	43.5	24.5	35.5	20.5	29	17.25
138	44.75	25.25	36.75	21.25	30.25	18
144	46	25.75	38.25	21.75	30.25	18
150	48.75	27	39.5	22.5	31.5	18.5
156	50	27.75	40.75	23.25	33	19.25
162	51.5	28.5	42.25	23.75	34.25	19.75
168	52.75	29	43.5	24.5	34.25	19.75
174	55.25	30.5	44.75	25.25	35.5	20.5
180	56.75	31	46	25.75	36.75	21.25
186	58	31.75	47.5	26.5	38.25	21.75
192	59.25	32.5	48.75	27	38.25	21.75
198	62	33.75	50	27.75	39.5	22.5
204	63.25	34.5	51.5	28.5	40.75	23.25
210	64.5	35	52.75	29	42.25	23.75
216	66	35.75	54	29.75	42.25	23.75
222	68.5	37	55.25	30.5	43.5	24.5
228	69.75	37.75	56.75	31	44.75	25.25
234	71.25	38.25	58	31.75	46	25.75
240	72.5	39	59.25	32.5	46	25.75

Ripplefold™ Stack Guide for Butt Master 84111xxx

Note: Stack size is estimated. Type of fabric used could alter these measurements. Please refer to the Ripplefold Fabrication Manual for more information.

120% Fullness	100% Fullness	80% Fullness	60% Fullness	Number of factory snaps	Snap Tape Length (less return length)*	Panel Stackback
13⅜	15⅜	17⅞	18⅞	8	32½	5½
17⅜	19⅝	21⅞	24⅞	10	41	6½
21⅞	23⅞	26⅝	29⅝	12	49½	7½
24⅞	28⅞	31⅝	34⅝	14	58	8¾
28⅝	32⅝	36⅞	39⅞	16	66½	9¾
32⅝	36⅝	40⅞	45⅞	18	75	11
36⅞	40⅞	45⅝	50⅞	20	83½	12
39⅞	45⅞	50⅝	55⅞	22	92	13
45⅝	49⅝	55⅞	60⅞	24	100½	14¼
47⅝	53⅝	59⅞	66⅞	26	109	15¼
51⅞	57⅞	64⅞	71⅞	28	117½	16½
54⅞	62⅞	69⅞	76⅞	30	126	17½
58⅝	66⅝	74⅞	81⅞	32	134½	18½
62⅝	70⅝	78⅞	87⅞	34	143	19¾
66⅞	74⅞	83⅝	92⅞	36	151½	20¾
69⅞	79⅞	88⅝	97⅞	38	160	22
73⅝	83⅝	93⅞	102⅞	40	168½	23
77⅝	87⅝	97⅞	108⅞	42	177	24
81⅞	91⅞	102⅝	113⅞	44	185½	25¼
84⅞	96⅞	107⅝	118⅞	46	194	26¼
88⅝	100⅝	112⅞	123⅞	48	202½	27½
92⅝	104⅝	116⅞	129⅞	50	211	28½
96⅞	108⅞	121⅝	134⅝	52	219½	29½
99⅞	113⅞	126⅝	139⅝	52	228	30¾
103⅝	117⅝	131⅞	144⅞	54	236½	31¾
107⅝	121⅝	135⅞	150⅞	56	245	33
111⅞	125⅞	140⅞	155⅝	58	253½	34
114⅞	130⅞	145⅞	160⅞	60	262	35
118⅝	134⅝	150⅞	165⅞	62	270½	36¼
122⅝	138⅝	154⅞	171⅞	64	279	37¼
126⅞	142⅞	159⅞	176⅝	66	287½	38½
129⅞	147⅞	164⅝	181⅞	68	296	39 ½
133⅝	151⅝	169⅞	186⅞	70	304½	40½
137⅝	155⅝	173⅞	192⅞	72	313	41¾
141⅞	159⅞	178⅞	197⅝	74	321½	42¾
144⅞	164⅞	183⅞	202⅝	76	330	44

Ripplefold™ Stack Guide for Butt Master 8411xxx

Note: Stack size is estimated. Type of fabric used could alter these measurements. Please refer to the Ripplefold Fabrication Manual for more information.

120% Fullness	100% Fullness	80% Fullness	60% Fullness	Number of factory snaps	Snap Tape Length (less return length)*	Panel Stackback
148⅝	168⅝	188⅝	207⅝	78	338½	45
152⅝	176⅝	192⅝	213⅝	80	347	46
156⅝	176⅝	197⅝	218⅝	84	355½	47¼
159⅝	181⅝	202⅝	223⅝	86	364	48¼
163⅝	185⅝	207⅝	228⅝	88	372½	49½
167⅝	189⅝	211⅝	234⅝	90	381	50½
171⅝	193⅝	216⅝	239⅝	92	389½	51½
174⅝	198⅝	221⅝	244⅝	94	398	52¾
178⅝	202⅝	226⅝	249⅝	96	406½	53¾
182⅝	206⅝	230⅝	255⅝	98	415	55
186⅝	210⅝	235⅝	260⅝	100	423½	56
189⅝	215⅝	240⅝	265⅝	102	432	57
193⅝	219⅝	245⅝	270⅝	104	440½	58¼
197⅝	223⅝	249⅝	276⅝	106	449	59¼
201⅝	227⅝	254⅝	281⅝	108	457½	60½
204⅝	232⅝	259⅝	286⅝	110	466	61½
208⅝	236⅝	264⅝	291⅝	112	474½	62 ½
212⅝	240⅝	268⅝	297⅝	114	483	63¾
216⅝	244⅝	273⅝	302⅝	116	491½	64¾
219⅝	249⅝	278⅝	307⅝	118	500	66
223⅝	253⅝	283⅝	312⅝	120	508½	67
227⅝	257⅝	287⅝	318⅝	122	517	68
231⅝	261⅝	292⅝	323⅝	124	525½	69¼
234⅝	266⅝	297⅝	328⅝	126	534	70¼
238⅝	270⅝	302⅝	333⅝	128	542½	71½
242⅝	274⅝	306⅝	339⅝	130	551	72½
246⅝	278⅝	311⅝	344⅝	132	559½	73½
249⅝	283⅝	316⅝	349⅝	134	568	74¾
253⅝	287⅝	321⅝	354⅝	136	576½	75¾
257⅝	291⅝	325⅝	360⅝	138	585	77
261⅝	295⅝	330⅝	365⅝	140	593½	78
264⅝	300⅝	335⅝	370⅝	142	602	79
268⅝	304⅝	340⅝	375⅝	144	610½	80¼
272⅝	308⅝	344⅝	381⅝	146	619	81¼
276⅝	312⅝	349⅝	386⅝	148	627½	82½
279⅝	317⅝	354⅝	391⅝	150	636	83½

Ripplefold™ Stack Guide for Butt Master 84214xxx

Note: Stack size is estimated. Type of fabric used could alter these measurements. Please refer to the Ripplefold Fabrication Manual for more information.

120% Fullness	100% Fullness	80% Fullness	60% Fullness	Number of factory snaps	Snap Tape Length (less return length)*	Panel Stackback
14⅞	16⅜	17⅞	19⅜	8	32½	7½
18⅝	20⅝	22⅝	24⅝	10	41	8½
22⅜	24⅞	27⅜	29⅞	12	49½	9¾
26⅞	29⅞	32⅞	35⅞	14	58	10¾
29⅞	33⅜	36⅞	40⅜	16	66½	12
33⅝	37⅝	41⅝	45⅝	18	75	13
37⅜	41⅞	46⅜	50⅞	20	83½	14
41⅞	46⅞	51⅞	56⅞	22	92	15¼
44⅞	50⅜	55⅞	61⅜	24	100½	16¼
48⅝	54⅝	60⅝	66⅝	26	109	17½
52⅜	58⅞	65⅞	71⅞	28	117½	18½
56⅞	63⅞	70⅞	77⅞	30	126	19½
59⅞	67⅜	74⅞	82⅜	32	134½	20¾
63⅝	71⅝	79⅝	87⅝	34	143	21¾
67⅜	75⅞	84⅜	92⅞	36	151½	23
71⅞	80⅞	89⅞	98⅞	38	160	24
74⅞	84⅜	93⅞	103⅜	40	168½	25
78⅝	88⅝	98⅝	108⅝	42	177	26¼
82⅜	92⅞	103⅞	113⅞	44	185½	27¼
86⅞	97⅞	108⅞	119⅞	46	194	28½
89⅞	101⅜	112⅞	124⅜	48	202½	29½
93⅝	105⅝	117⅝	129⅝	50	211	30½
97⅜	109⅞	122⅜	134⅞	52	219½	31¾
101⅞	114⅞	127⅞	140⅞	54	228	32¾
104⅞	118⅜	131⅞	145⅜	56	236½	34
108⅝	122⅝	136⅝	150⅝	56	245	35
112⅜	126⅞	141⅜	155⅞	60	253½	36¼
116⅞	131⅞	146⅞	161⅞	62	262	37¼
119⅞	135⅜	150⅞	166⅜	64	270½	38¼
123⅜	139⅝	155⅝	171⅝	66	279	39½
127⅜	143⅞	160⅜	176⅞	68	287½	40½
131⅞	148⅞	165⅞	182⅞	70	296	41¾
134⅞	152⅜	169⅞	187⅜	72	304½	42¾
138⅝	156⅝	174⅝	192⅝	74	313	43¾
142⅜	160⅞	179⅜	197⅞	76	321½	45
146⅞	165⅞	184⅞	203⅞	78	330	46

Ripplefold™ Stack Guide for Butt Master 84214xxx

Note: Stack size is estimated. Type of fabric used could alter these measurements. Please refer to the Ripplefold Fabrication Manual for more information.

120% Fullness	100% Fullness	80% Fullness	60% Fullness	Number of factory snaps	Snap Tape Length (less return length)*	Panel Stackback
149⅞	169⅞	188⅞	208⅞	80	338½	47¼
153⅞	173⅞	193⅞	213⅞	82	347	48¼
157⅞	177⅞	198⅞	218⅞	84	355½	49½
161⅞	182⅞	203⅞	224⅞	86	364	50½
164⅞	186⅞	207⅞	229⅞	88	372½	51½
168⅞	190⅞	212⅞	234⅞	90	381	52¾
172⅞	194⅞	217⅞	239⅞	92	389½	53¾
176⅞	199⅞	222⅞	245⅞	94	398	55
179⅞	203⅞	226⅞	250⅞	96	406½	56
183⅞	207⅞	231⅞	255⅞	98	415	57
187⅞	211⅞	236⅞	260⅞	100	423½	58¼
191⅞	216⅞	241⅞	266⅞	102	432	59¼
194⅞	220⅞	245⅞	271⅞	104	440½	60½
198⅞	224⅞	250⅞	276⅞	106	449	61½
202⅞	228⅞	255⅞	281⅞	108	457½	62½
206⅞	233⅞	260⅞	287⅞	110	466	63¾
209⅞	237⅞	264⅞	292⅞	112	474½	64¾
213⅞	241⅞	269⅞	297⅞	114	483	66
217⅞	245⅞	274⅞	302⅞	116	491½	67
221⅞	250⅞	279⅞	308⅞	118	500	68¼
224⅞	254⅞	283⅞	313⅞	120	508½	69¼
228⅞	258⅞	288⅞	318⅞	122	517	70¼
232⅞	262⅞	293⅞	323⅞	124	525½	71½
236⅞	267⅞	298⅞	329⅞	126	534	72½
239⅞	271⅞	302⅞	334⅞	128	542½	73¾
243⅞	275⅞	307⅞	339⅞	130	551	74¾
247⅞	279⅞	312⅞	344⅞	132	559½	75¾
251⅞	284⅞	317⅞	350⅞	134	568	77
254⅞	288⅞	321⅞	355⅞	136	576½	78
258⅞	292⅞	326⅞	360⅞	138	585	79¼
262⅞	296⅞	331⅞	365⅞	140	593½	80¼
266⅞	301⅞	336⅞	371⅞	142	602	81¼
269⅞	305⅞	340⅞	376⅞	144	610½	82½
273⅞	309⅞	345⅞	381⅞	146	619	83½
277⅞	313⅞	350⅞	386⅞	148	627½	84¾
281⅞	318⅞	355⅞	392⅞	150	636	85¾

Ripplefold™ Overlap Stack Guide

Note: Stack size is estimated. Type of fabric used could alter these measurements. Please refer to the Ripplefold Fabrication Manual for more information.

120% Fullness	100% Fullness	80% Fullness	60% Fullness	Number of factory snaps	Snap Tape Length (less return length)*	Panel Stackback
16¼	17¾	19⅞	20¾	8	34	9
20	22	23⅞	26	10	42½	10¼
23¾	26¼	28⅞	31¼	12	51	11¼
27½	20½	33⅞	26½	14	59½	12½
31¼	34¾	38⅞	41¾	16	68	13½
35	39	42⅞	47	18	76½	14½
38¾	43¼	47⅞	52¼	20	85	15¾
42½	47½	52⅞	57½	22	93½	16¾
46¼	51¾	57⅞	62¾	24	102	18
50	56	61⅞	68	26	110½	19
53¾	60¼	66⅞	73¼	28	119	20
57½	64½	71⅞	78½	30	127½	21¼
61¼	68¾	76⅞	83¾	32	136	22¼
65	73	80⅞	89	34	144½	23½
68¾	77¼	85⅞	94¼	36	153	24½
72½	81½	90⅞	99½	38	161½	25½
76¼	85¾	95⅞	104¾	40	170	26¾
80	90	99⅞	110	42	178½	27¾
83¾	94¼	104⅞	115¼	44	187	29
87½	98½	109⅞	120½	46	195½	30
91¼	102¾	114⅞	125¾	48	204	31
95	107	118⅞	131	50	212½	32¼
98¾	111¼	123⅞	136¼	52	221	33¼
102½	115½	128⅞	141½	54	229½	34½
106¼	119¾	133⅞	146¾	56	238	35½
110	124	137⅞	152	56	246½	36½
113¾	128¼	142⅞	157¼	60	255	37¾
117½	132½	147⅞	162½	62	263½	38¾
121¼	136¾	152⅞	167¾	64	272	40
125	141	156⅞	173	66	280½	41
128¾	145¼	161⅞	178¼	68	289	42
132½	149½	166⅞	183½	70	297½	43¼
136¼	153¾	171⅞	188¾	72	306	44¼
140	158	175⅞	194	74	314½	45½
143¾	162¼	180⅞	199¼	76	323	46½
147½	166½	185⅞	204½	78	331½	47½

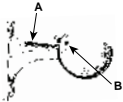


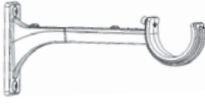













Ripplefold™ Overlap Stack Guide







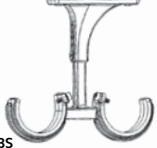


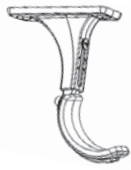



Note: Stack size is estimated. Type of fabric used could alter these measurements. Please refer to the Ripplefold Fabrication Manual for more information.

120% Fullness	100% Fullness	80% Fullness	60% Fullness	Number of factory snaps	Snap Tape Length (less return length)*	Panel Stackback
151¼	170¼	190½	209¾	80	340	48¾
155	175	194¾	215	82	348½	49¾
158¾	179¼	199½	220¼	84	357	51
162½	183½	204¾	225½	86	365½	52
166¼	187¾	209½	230¾	88	374	53
170	192	213¾	236	90	382½	54¼
173¾	196¼	218½	241¼	92	391	55¼
177½	200½	223¾	246½	94	399½	56½
181¼	204¾	228½	251¾	96	408	57½
185	209	232¾	257	98	416½	58½
188¾	213¼	237½	262¼	100	425	59¾
192½	217½	242¾	267½	102	433½	60¾
196¼	221¾	247½	272¾	104	442	62
200	226	251¾	278	106	450½	63
203¾	230¼	256½	283¼	108	459	64
207½	234½	261¾	288½	110	467½	65¼
211¼	238¾	266½	293¾	112	476	66¼
215	243	270¾	299	114	484½	67½
218¾	247¼	275½	304¼	116	493	68½
222½	251½	280¾	309½	118	501½	69½
226¼	255¾	285½	314¾	120	510	70¾
230	260	289¾	320	122	518½	71¾
233¾	264¼	294½	325¼	124	527	73
237½	268½	299¾	330½	126	535½	74
241¼	272¾	304½	335¾	128	544	75
245	277	308¾	341	130	552½	76¼
248¾	281¼	313½	346¼	132	561	77¼
252½	285½	318¾	351½	134	569½	78½
256¼	289¾	323½	356¾	136	578	79½
260	294	327¾	362	138	586½	80½
263¾	298¼	332½	367¼	140	595	81¾
267½	302½	337¾	372½	142	603½	82¾
271¼	306¾	342½	377¾	144	612	84
275	311	346¾	383	146	620½	85
278¾	315¼	351½	388¼	148	629	86
282½	319½	356¾	393½	150	637½	87¼

1 3/8" Decorative Bracket Weight Chart

Weight capacity shown is maximum per bracket when screwed into solid wood. Weight capacity is reduced when using wall anchors or screwing into other substrates. Consult a professional for the proper screw and wall anchor for your application as many factors affect the mounting strength.

Wall Mount Bracket		Basic assembly A) Tighten to 8 in lb B) Tighten leveling screw			
Not Extended	Extension Extended	Extension Not Extended	Extension Extended		
Single Pole (1832074-1832081)		Single Pole (1832074-1832081) with extension (1832138-1832145)			
					
MAXIMUM: 25 LBS	MAXIMUM: 20 LBS	MAXIMUM: 20 LBS	MAXIMUM: 10 LBS		
Double pole (1832106-1832113)		Double pole (1832106-1832113) with extension (1832138-1832145)			
					
MAXIMUM: 25 LBS	MAXIMUM: 10 LBS	MAXIMUM: 10 LBS	MAXIMUM: 8 LBS		
Single pole bypass (1832090-1832097)		Single pole bypass (1832090-1832097) with extension (1832138-1832145)			
					
MAXIMUM: 25 LBS	MAXIMUM: 20 LBS	MAXIMUM: 20 LBS	MAXIMUM: 10 LBS		
Double pole bypass (1832122-1832129)		Double pole bypass (1832122-1832129) with extension (1832138-1832145)			
					
MAXIMUM: 12 LBS	MAXIMUM: 10 LBS	MAXIMUM: 10 LBS	MAXIMUM: 8 LBS		

Ceiling Mount Bracket		Basic assembly A) Tighten to 8 in lb B) Tighten leveling screw			
Not Extended	Extension Extended	Extension Not Extended	Extension Extended		
Single pole (1832082-1832089)		Single pole (1832082-1832089) with extension(1832138-1832145)			
					
MAXIMUM: 25 LBS	MAXIMUM: 25 LBS	MAXIMUM: 25 LBS	MAXIMUM: 25 LBS		
Double pole (1832114-1832121)		Double pole (1832114-1832121) with extension (1832138-1832145)			
					
MAXIMUM: 25 LBS	MAXIMUM: 25 LBS	MAXIMUM: 25 LBS	MAXIMUM: 25 LBS		
Single pole bypass (1832098-1832105)		Single pole bypass (1832098-1832105) with extension (1832138-1832145)			
					
MAXIMUM: 25 LBS	MAXIMUM: 25 LBS	MAXIMUM: 25 LBS	MAXIMUM: 25 LBS		

Pole Installation, Cutting & Splicing

Top Hole Installation Guide

This chart will position the bracket so the drapery will clear the floor approximately ½".

1. Find your pole style, size and header style in the chart.
2. Determine the desired finished drapery length.
3. Add or subtract number in the top hole column from the drapery's finished length to determine how high to measure for the top hole of the bracket.

Stationary Poles			
	Rod Pocket (no top ruffle)	Pleated (any variety)	
	Top Hole	Top Hole	Pin Set
1½" Decorative Wall & Bypass Bracket	- $\frac{9}{16}$ "	+1 $\frac{7}{8}$ "	$\frac{1}{4}$ "
1½" Decorative Double & Bypass Bracket	- $\frac{9}{16}$ "	+1 $\frac{7}{8}$ "	$\frac{1}{4}$ "
1½" Decorative O Wall & O Bypass Bracket	- $\frac{3}{8}$ "	+2 $\frac{9}{16}$ "	$\frac{1}{4}$ "
1" Decorative O Wall & O Bypass Bracket	- $\frac{5}{16}$ "	+2"	$\frac{1}{4}$ "
1½" French Return	- $\frac{3}{8}$ "	+2 $\frac{9}{16}$ "	$\frac{1}{4}$ "
1" French Return	- $\frac{5}{16}$ "	+2"	$\frac{1}{4}$ "
1½" Standard Bracket	-1 $\frac{1}{4}$ "	+1 $\frac{3}{16}$ "	$\frac{1}{4}$ "

Wall Mount Traverse Rods					
	Pleated (any variety)			Ripplefold™ (any fullness)	
	Top Hole for Wall Mount	Floor to Ceiling Deduction	Suggested Pin Set	Top Hole for Wall Mount	Floor to Ceiling Deduction
1½" Estate™	+1 $\frac{11}{16}$ "	-2 $\frac{1}{8}$ "	$\frac{1}{2}$ "	+1 $\frac{11}{16}$ "	-2 $\frac{1}{8}$ "
2" Estate™	+1 $\frac{11}{16}$ "	-2 $\frac{13}{16}$ "	$\frac{1}{2}$ "	+1 $\frac{11}{16}$ "	-2 $\frac{13}{16}$ "

Ceiling Mount Traverse Rods					
1½" Estate™	+0"	-3 $\frac{5}{8}$ "	$\frac{1}{2}$ "	+0"	-3 $\frac{5}{8}$ "
2" Estate™	+0"	-3 $\frac{5}{8}$ "	$\frac{1}{2}$ "	+0"	-3 $\frac{5}{8}$ "

Cutting & Splicing Designer Metals™ Poles

- Measure to desired length and carefully wrap area with an easy peel, blue painter's tape as not to damage the finish.
- Cut through the tape with sharp fine tooth saw. Cut slowly to reduce any chipping to the product finish.
- For spliced poles, add a finial plug to the end cut.
- Splice fits inside the pole and is specific to the pole diameter.



Finial Plug

1½" Diameter
Part # 73405058



Splice

1" Diameter
Part # 1042812
1½" Diameter
Part # 73304061

Learn more about all of our collections



	Designer Metals™ Collection	Wood Trends™ Collection	Wrought Iron Collection	Estate™ Traverse Rods Collection
	sophisticated styles acrylic and metals striking finishes	crafted timelessness beautiful finishes classic designs	architectural statement remarkable history real wrought iron	form meets function innovative solutions customizable
Available Diameters	1" 1 3/8" & 2"	1 3/8" & 2"	1" & 1 3/8"	1 3/8" Wrought Iron 1 3/8" & 2" Designer Metals™ Wood Trends™
Pole Lengths	Fixed - 4', 6' & 8' Telescoping - 36"-180"	4', 6', 8', 12'	6' & 8'	18"-16'
Pole Material	Metal	Wood	Metal	Wood & Metal
Operation Modes	Stationary, Traversing Manual or Motorized Draw	Stationary, Traversing Manual or Motorized Draw	Stationary, Traversing Manual or Motorized Draw	Traversing Manual or Motorized Draw
Pole Sizing	Fixed Width & Telescoping	Fixed Width	Fixed Width	Cut to Measure
Finishes	8	9	6	62
Finials	27	18	18	106
Bracket Types	Decorative Fixed & Bypass Fixed	Decorative Fixed	Decorative Fixed & Bypass Fixed	Concealed Adjustable
Bracket Sizes	3" – 8 3/4", Inside Mount & Ceiling Mount	3 1/2" – 7", Inside Mount & Ceiling Mount	3 1/2" – 6 1/2" & Inside Mount	1 3/4" – 3 1/4"
Treatment Styles	Stationary & Traversing	Stationary & Traversing	Stationary & Traversing	Traversing



Designer Metals | 1" Soren in Gilded Bronze, Brushed Bronze & Elegant Brass



Wood Trends | Chaucer in Estate Oak, Black



Wrought Iron | Darby in Graphite, Heirloom Copper



Designer Metals™
inspiring brilliance

Wood Trends™
renewing traditions

Wrought Iron
forging artistry

**Custom Rodding
& Basic Hardware**
unique solutions